

**VOLUSIA-FLAGLER TRANSPORTATION PLANNING  
ORGANIZATION**

**FINANCIAL STATEMENTS  
AND SUPPLEMENTAL INFORMATION**

**FOR THE FISCAL YEAR ENDED JUNE 30, 2025**

## Table of Contents

TPO Board Members .....	1
-------------------------	---

### Financial Section

Independent Auditors’ Report.....	2 - 4
Management’s Discussion and Analysis.....	5 - 9
Basic Financial Statements	
Government-wide Financial Statements	
Statement of Net Position.....	11
Statement of Activities.....	12
Fund Financial Statements	
Balance Sheet—Governmental Funds .....	13
Reconciliation of the Balance Sheet – Governmental Funds to the Statement of Net Position.....	14
Statement of Revenues, Expenditures and Changes in Fund Balances—Governmental Funds.....	15
Reconciliation of the Statement of Revenues, Expenditures and Changes in Fund Balances – Governmental Funds to the Statement of Activities .....	16
Statement of Revenues, Expenditures and Changes in Fund Balances – Budget and Actual – General Fund .....	17
Statement of Revenues, Expenditures and Changes in Fund Balances – Budget and Actual – Special Revenue Fund.....	18
Notes to Financial Statements .....	19 - 32
Required Supplementary Information	
Schedule of Proportionate Share of Net Pension Liability – FRS/HIS .....	33
Schedule of Contributions – FRS/HIS .....	34

### Single Audit

Schedule of Expenditures of Federal Awards.....	35
Notes to the Schedule of Expenditures of Federal Awards.....	36
Schedule of Findings and Questioned Costs.....	37
Independent Auditors’ Report on Compliance for Each Major Federal Program and Report on Internal Control over Compliance in Accordance with the Uniform Guidance .....	38 - 40

### Other Reports

Independent Auditors’ Report on Internal Control over Financial Reporting and On Compliance and Other Matters Based on an Audit of Financial Statements in Accordance with <i>Government Auditing Standards</i> .....	41 - 42
Independent Auditors’ Management Letter Required by Chapter 10.550, Rules of the State of Florida Office of the Auditor General.....	43 - 44
Independent Accountants’ Examination Report .....	45

**VOLUSIA-FLAGLER TRANSPORTATION PLANNING ORGANIZATION  
BOARD OF DIRECTORS – VOTING MEMBERS  
AS OF JUNE 30, 2025**

<b>Position</b>	<b>Name</b>	<b>Representing</b>
Chairperson	Councilman Eric Sander	City of South Daytona
1 <sup>st</sup> Vice Chair	Council Member Reed Foley	City of Port Orange
2 <sup>nd</sup> Vice Chair	Council Member Danny Robins	Volusia County District 3
Member	Commissioner Jeffrey Schuitema	City of Beverly Beach
Member	Vice Mayor John Rogers	City of Bunnell
Member	Commissioner Stacy Cantu	City of Daytona Beach
Member	Commissioner Chris Conomos	City of Daytona Beach Shores
Member	Mayor Karen Chasez	City of DeBary
Member	Mayor Chris Cloudman	City of Deland
Member	Commissioner Nick Lulli	City of Deltona
Member	Vice Mayor Charlotte Gillis	City of Edgewater
Member	Commissioner Rick Belhumer	City of Flagler Beach
Member	County Chair Andy Dance	Flagler County
Member	Vice Mayor Roy Johnson	City of Holly Hill
Member	Vice Mayor Roger Eckert	City of Lake Helen
Member	Vice Mayor Lisa Martin	City of New Smyrna Beach
Member	Mayor Ricky Taylor	City of Oak Hill
Member	Council Member Dawn Tiamson	City of Orange City
Member	Commissioner Harold Briley	City of Ormond Beach
Member	Council Member Ty Miller	City of Palm Coast
Member	Vacant	City of Pierson
Member	Council Member Henry “Skip” White	City of Ponce Inlet
Member	Council Member Jake Johansson	Volusia County At Large
Member	Council Vice Chair Matt Reinhart	Volusia County District 2
Member	Council Chair Jeff Brower	Volusia County Chair
Member	Council Member David Santiago	Volusia County District 5



## INDEPENDENT AUDITORS' REPORT

To the Governing Board,  
Volusia-Flagler Transportation Planning Organization:

### ***Report on the Audit of the Financial Statements***

#### ***Opinions***

We have audited the financial statements of the governmental activities and each major fund of the Volusia-Flagler Transportation Planning Organization (the Organization), as of and for the year ended June 30, 2025, and the related notes to the financial statements, which collectively comprise the Organization's basic financial statements as listed in the table of contents.

In our opinion, the accompanying financial statements present fairly, in all material respects, the respective financial position of the governmental activities and each major fund of the Organization as of June 30, 2025, and the respective changes in financial position and the respective budgetary comparison for the general and special revenue funds for the year then ended in accordance with accounting principles generally accepted in the United States of America.

#### ***Basis for Opinions***

We conducted our audit in accordance with auditing standards generally accepted in the United States of America (GAAS) and the standards applicable to financial audits contained in *Government Auditing Standards* (GAS), issued by the Comptroller General of the United States. Our responsibilities under those standards are further described in the Auditors' Responsibilities for the Audit of the Financial Statements section of our report. We are required to be independent of the Organization and to meet our other ethical responsibilities, in accordance with the relevant ethical requirements relating to our audit. We believe that the audit evidence we have obtained is sufficient and appropriate to provide a basis for our audit opinions.

#### ***Implementation of New Accounting Standard***

As discussed in Note 10 to the financial statements, the Organization adopted the provisions of the Governmental Accounting Standards Board (GASB) Statement No. 101, *Compensated Absences*, (GASB 101). Our opinion is not modified with respect to this matter.

#### ***Responsibilities of Management for the Financial Statements***

Management is responsible for the preparation and fair presentation of the financial statements in accordance with accounting principles generally accepted in the United States of America, and for the design, implementation, and maintenance of internal control relevant to the preparation and fair presentation of financial statements that are free from material misstatement, whether due to fraud or error.

In preparing the financial statements, management is required to evaluate whether there are conditions or events, considered in the aggregate, that raise substantial doubt about the Organization's ability to continue as a going concern for twelve months beyond the financial statement date, including any currently known information that may raise substantial doubt shortly thereafter.

### ***Auditors' Responsibilities for the Audits of the Financial Statements***

Our objectives are to obtain reasonable assurance about whether the financial statements as a whole are free from material misstatement, whether due to fraud or error, and to issue an auditors' report that includes our opinions. Reasonable assurance is a high level of assurance but is not absolute assurance and therefore is not a guarantee that an audit conducted in accordance with GAAS and GAS will always detect a material misstatement when it exists. The risk of not detecting a material misstatement resulting from fraud is higher than for one resulting from error, as fraud may involve collusion, forgery, intentional omissions, misrepresentations, or the override of internal control. Misstatements are considered material if there is a substantial likelihood that, individually or in the aggregate, they would influence the judgment made by a reasonable user based on the financial statements.

In performing audits in accordance with GAAS and GAS, we:

- Exercise professional judgment and maintain professional skepticism throughout the audit.
- Identify and assess the risks of material misstatement of the financial statements, whether due to fraud or error, and design and perform audit procedures responsive to those risks. Such procedures include examining, on a test basis, evidence regarding the amounts and disclosures in the financial statements.
- Obtain an understanding of internal control relevant to the audit in order to design audit procedures that are appropriate in the circumstances, but not for the purpose of expressing an opinion on the effectiveness of the Organization's internal control. Accordingly, no such opinion is expressed.
- Evaluate the appropriateness of accounting policies used and the reasonableness of significant accounting estimates made by management, as well as evaluate the overall presentation of the financial statements.
- Conclude whether, in our judgment, there are conditions or events, considered in the aggregate, that raise substantial doubt about the Organization's ability to continue as a going concern for a reasonable period of time.

We are required to communicate with those charged with governance regarding, among other matters, the planned scope and timing of the audit, significant audit findings, and certain internal control-related matters that we identified during the audit.

### ***Required Supplementary Information***

Accounting principles generally accepted in the United States of America require that the management's discussion and analysis and required supplementary information, as listed in the table of contents, be presented to supplement the basic financial statements. Such information is the responsibility of management and, although not a part of the basic financial statements, is required by the Governmental Accounting Standards Board who considers it to be an essential part of financial reporting for placing the basic financial statements in an appropriate operational, economic, or historical context. We have applied certain limited procedures to the required supplementary information in accordance with auditing standards generally accepted in the United States of America, which consisted of inquiries of management about the methods of preparing the information and comparing the information for consistency with management's responses to our inquiries, the basic financial statements, and other knowledge we obtained during our audit of the basic financial statements. We do not express an opinion or provide any assurance on the information because the limited procedures do not provide us with sufficient evidence to express an opinion or provide any assurance.

### ***Supplementary Information***

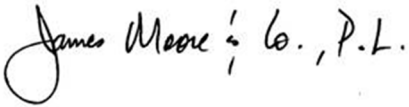
Our audit was conducted for the purpose of forming opinions on the financial statements that collectively comprise the Organization's basic financial statements. The accompanying schedule of expenditures of federal awards as required by Title 2 U.S. Code of Federal Regulations (CFR) Part 200, *Uniform Administrative Requirements, Cost Principles, and Audit Requirements for Federal Awards* (Uniform Guidance) is presented for purposes of additional analysis and is not a required part of the basic financial statements.

The schedule of expenditures of federal awards is the responsibility of management and was derived from and relates directly to the underlying accounting and other records used to prepare the basic financial statements. Such information has been subjected to the auditing procedures applied in the audit of the basic financial statements and certain additional procedures, including comparing and reconciling such information directly to the underlying accounting and other records used to prepare the basic financial statements or to the financial statements themselves, and other additional procedures in accordance with auditing standards generally accepted in the United States of America. In our opinion, the information is fairly stated, in all material respects, in relation to the basic financial statements as a whole.

### **Other Reporting Required by *Government Auditing Standards***

In accordance with *Government Auditing Standards*, we have also issued our report dated December 15, 2025, on our consideration of the Organization's internal control over financial reporting and on our tests of its compliance with certain provisions of laws, regulations, contracts, and grant agreements and other matters. The purpose of that report is solely to describe the scope of our testing of internal control over financial reporting and compliance and the results of that testing, and not to provide an opinion on internal control over financial reporting or on compliance. That report is an integral part of an audit performed in accordance with *Government Auditing Standards* in considering the Organization's internal control over financial reporting and compliance.

Daytona Beach, Florida  
December 15, 2025



**VOLUSIA-FLAGLER TRANSPORTATION PLANNING ORGANIZATION  
MANAGEMENT’S DISCUSSION AND ANALYSIS  
FOR THE FISCAL YEAR ENDED JUNE 30, 2025**

As management of the Volusia-Flagler Transportation Planning Organization, Florida (the “Organization”), we offer readers of the Organization’s financial statements this narrative overview and analysis of the financial activities of the Organization for the fiscal year ended June 30, 2025. Consideration should be given to the information presented here in conjunction with the information that has been furnished in the basic financial statements and notes, as listed in the table of contents.

**FINANCIAL HIGHLIGHTS**

- The assets and deferred outflows of resources for the government-wide financial statements of the Organization exceeded its liabilities and deferred inflows of resources at the close of the most recent fiscal year by \$538,311 (net position). Of this amount, \$37,080 is invested in capital assets and \$501,231 is unrestricted.
- The Organization’s total net position on a government-wide basis reflects a change of \$163,295 from the prior year. As of the close of the current fiscal year, the Organization’s governmental funds reported a combined ending fund balance of \$802,592, a change of \$89,933 over the previous fiscal year. Of this amount, \$716,733 is available for spending at the government’s discretion (unassigned).

**OVERVIEW OF THE FINANCIAL STATEMENTS**

This discussion and analysis is intended to serve as an introduction to the Organization’s basic financial statements. The Organization’s basic financial statements are comprised of three components: 1) government-wide financial statements, 2) fund financial statements, and 3) notes to the financial statements. This report also contains other supplementary information in addition to the basic financial statements themselves.

**1) Government-wide financial statements.** The government-wide financial statements are designed to provide readers with a broad overview of the Organization’s finances, in a manner similar to a private-sector business.

The statement of net position presents information on all the Organization’s assets, deferred outflows, liabilities and deferred inflows, with the difference reported as net position. Over time, increases or decreases in net position may serve as a useful indicator of whether the financial position of the Organization is improving or deteriorating.

The statement of activities presents information showing how the Organization’s net position changed during the most recent fiscal year. All changes in net position are reported as soon as the underlying event giving rise to the change occurs, regardless of the timing of related cash flows. Thus, revenues and expenses are reported in this statement for some items that will result in cash flows in future fiscal periods.

The government-wide financial statements distinguish functions of the Organization that are principally supported by taxes and intergovernmental revenues from other functions that are intended to recover all or a significant portion of their costs through user fees and charges. The governmental activities of the Organization include transportation. The Organization has no business type activities.

The government-wide financial statements can be found on pages 11 and 12 of this report.

***Net Pension Liability***

The primary objective of GASB 68 is to improve accounting and financial reporting by state and local governments for pensions. Pension obligation disclosures have previously been limited to the notes of the basic financial statements and Required Supplementary Information (RSI) sections of the financial statements.

The Organization’s Net Pension Liability is a cumulative total of the Organization’s two pension plans. These two plans include: Florida Retirement System (FRS) and Health Insurance Subsidy (HIS). GASB 68 recognizes three different types of defined benefit employer plans and the Organization has one type:

Cost-Sharing, Multiple-Employer Plan - A plan in which the participating government employers pool their assets and their obligations to provide defined benefit pensions. The plan assets are used to pay the pensions of the retirees of any participating employer. Both the Florida Retirement System and the Health Insurance Subsidy are considered cost-sharing, multiple-employer plans.

According to GASB 68 guidelines, June 30 of the prior fiscal year was used for the Organization’s measurement date based on the most recent valuation of the FRS and HIS plans. The original measurement date must be anytime within one year of the current fiscal year end, June 30, 2025. The Organization’s Net Pension Liability for fiscal years ending June 30, 2025, based on a measurement date of June 30, 2024, is shown below:

Florida Retirement System (FRS)	\$ 309,104
Health Insurance Subsidy (HIS)	<u>119,861</u>
Total net pension liability	<u>\$ 428,965</u>

**2) Fund financial statements.** A fund is a grouping of related accounts that is used to maintain control over resources that have been segregated for specific activities or objectives. The Organization, like other state and local governments, uses fund accounting to ensure and demonstrate compliance with finance-related legal requirements. The Organization has only one category of funds: governmental funds.

*Governmental funds.* Governmental funds are used to account for essentially the same functions reported as governmental activities in the government-wide financial statements. However, unlike the government-wide financial statements, governmental fund financial statements focus on near term inflows and outflows of expendable resources, as well as on balances of expendable resources available at the end of the fiscal year. Such information may be useful in evaluating a government’s near-term financing requirements.

Because the focus of governmental funds is narrower than that of the government-wide financial statements, it is useful to compare the information presented for governmental funds with similar information presented for governmental activities in the government-wide financial statements. By doing so, readers may better understand the long-term impact of the government’s near-term financing decisions.

Both the governmental fund balance sheet and the governmental fund statement of revenues, expenditures, and changes in fund balances provide a reconciliation to facilitate this comparison between governmental funds and governmental activities.

The Organization maintains two governmental funds, the General fund and Special Revenue fund. The Organization adopts an annual appropriated budget organization-wide. A budgetary comparison statement has been provided for at the fund level to demonstrate compliance with the budget and can be found on page 17 of this report.

The basic governmental fund financial statements can be found on pages 13 through 16 of this report.

**3) Notes to financial statements.** The notes provide additional information essential to a full understanding of the data provided in the government-wide and fund financial statements. The notes to the financial statements can be found beginning on page 19 of this report.

### Government-Wide Financial Analysis

Comparative data for fiscal years ending June 30 are shown below:

	<b>Governmental Activities</b>		<b>Difference</b>
	<b>2025</b>	<b>2024</b>	
Assets			
Current assets	\$ 1,214,591	\$ 742,385	\$ 472,206
Capital assets	1,285,925	10,252	1,275,673
Total assets	<u>2,500,516</u>	<u>752,637</u>	<u>1,747,879</u>
Deferred outflows of resources	<u>180,229</u>	<u>159,618</u>	<u>20,611</u>
Liabilities			
Current liabilities	335,705	29,726	305,979
Noncurrent liabilities	1,326,627	69,951	1,256,676
Net pension liability	428,965	402,379	26,586
Total liabilities	<u>2,091,297</u>	<u>502,056</u>	<u>1,589,241</u>
Deferred inflows of resources	<u>51,137</u>	<u>35,183</u>	<u>15,954</u>
Net Position			
Net investment in capital assets	37,080	10,252	26,828
Unrestricted	501,231	364,764	136,467
Total net position	<u>\$ 538,311</u>	<u>\$ 375,016</u>	<u>\$ 163,295</u>

Current assets experienced an increase in fiscal year 2025 due to prepaid assets for the conference room audio/visual system, accounts receivable (due from other governments) for consultant support related to the development of the 2050 Long Range Transportation Plan, the Comprehensive Safety Action Plan, and funding support for the expansion of the Bike/Walk Central Florida Best Foot Forward Program into Flagler County. Capital assets experienced an increase in FY 2025 due to the Organization entering a right-to-use office lease. Deferred outflows of \$180,229 is related to GASB 68 adjustments in the current year. The increase in current liabilities is due to accounts payable for consultant expenditures at the end of the fiscal year. The increase in the noncurrent liabilities relates to the right-to-use office lease.

## Analysis of the Organization's Operations

The following table provides a summary of the Organization's operations for the years ended June 30.

	<b>Governmental Activities</b>		<b>Difference</b>
	<b>2025</b>	<b>2024</b>	
Revenues			
Program Revenues			
Charges for services	\$ 71,428	\$ 63,112	\$ 8,316
Operating grants and contributions	1,861,534	929,922	931,612
General Revenues			
Miscellaneous revenues	13,878	10,829	3,049
Total revenues	<u>1,946,840</u>	<u>1,003,863</u>	<u>942,977</u>
Expenses			
General government	16,364	19,926	(3,562)
Transportation	1,753,930	1,011,002	742,928
Interest expense	13,251	-	13,251
Total expenses	<u>1,783,545</u>	<u>1,030,928</u>	<u>752,617</u>
Increase (decrease) in net position	163,295	(27,065)	190,360
Beginning net position	<u>375,016</u>	<u>402,081</u>	<u>(27,065)</u>
Ending net position	<u>\$ 538,311</u>	<u>\$ 375,016</u>	<u>\$ 163,295</u>

In FY 2025, program revenues and expenses increased due to the TPO office relocation and development of the 2050 Long Range Transportation Plan, the Comprehensive Safety Action Plan and funding the expansion of the Bike/Walk Central Florida Best Foot Forward Program.

## Fund Financial Statements

As noted earlier, the Organization uses fund accounting to ensure and demonstrate compliance with finance-related legal requirements.

Governmental Funds. The focus of the Organization's governmental funds is to provide information on near-term inflows, outflows, and balances of spendable resources. Such information is useful in assessing the Organization's financing requirements. The general fund is the chief operating fund of the Organization. At the end of the current fiscal year, fund balance of the general fund was \$802,592, and \$716,733 of which is unassigned fund balance.

## General Fund Budgetary Highlights

The following information is presented to assist the reader in comparing actual results with budgetary amounts. A comparison of revenue and expense budgeted to actual produced a negative variance of \$95,138 in revenue, and expenditures less than the final budget by \$169,312. Revenue and expenditure budget variances were due to local match requirements associated with feasibility studies that were budgeted but not incurred and the SS4A Grant 20% local match collected from the local governments but applied to the SS4A Grant and a portion of the amount budgeted for contingency was not needed.

## **Capital Asset and Debt Administration**

Capital Assets: The Organization's total investment in capital assets for its governmental activities as of June 30, 2025, amounts to \$1,285,925 (net of accumulated depreciation and amortization). Additional information on the Organization's capital assets can be found in Note (4) in the notes to the financial statements. Additional information on the Organization's long-term liabilities can be found in Note 0 in the notes to the financial statements.

## **ECONOMIC FACTORS AND NEXT YEAR'S BUDGET**

The overall financial position and results of operations for the Organization remained constant for the period ended June 30, 2025. The Organization operated within its internal budget constraints and operating reserves to help meet planned contractual obligations. Many factors are considered each year in the efforts to establish an operating budget, such as long-range goals, economic factors and available resources. For the upcoming fiscal year, carryover funding in the amount of \$2,264,687 resulted in additional budget for operations, personnel and to conduct projects and studies identified in the Organization's work plan.

Non-reoccurring expenditures and associated expenses will decrease in 2026 due to activities associated with the TPO office relocation and the completion of two significant studies, the Volusia-Flagler 2050 Long Range Transportation Plan and the Vision Zero Comprehensive Safety Action Plan.

Moving into 2026, the Organization anticipates utilizing consultant support to supplement reduced staff capacity as a result of a number of vacant positions. This support will include updates to organizational and administrative documents as well as the development of new plans and studies, including Bicycle/Pedestrian and Traffic Operations Feasibility Studies. The Organization will continue to collaborate with agency partners and identify opportunities to bring additional resources for specific projects and studies.

## **REQUESTS FOR INFORMATION**

This financial report is designed to provide a general overview of the Organization's finances for all those with an interest in the government's finances. Questions concerning any of the information provided in this report or requests for additional financial information should be addressed to the management staff of the Organization.

## **BASIC FINANCIAL STATEMENTS**

These basic financial statements contain Government-wide Financial Statements, Fund Financial Statements and Notes to the Financial Statements.

**VOLUSIA-FLAGLER TRANSPORTATION PLANNING ORGANIZATION**  
**STATEMENT OF NET POSITION**  
**JUNE 30, 2025**

	<b>Governmental Activities</b>
<b>ASSETS</b>	
Equity in pooled cash	\$ 55,481
Investments	284,481
Due from other governments	782,406
Prepays	80,686
Other assets	11,537
Capital assets, net of accumulated depreciation	1,285,925
Total assets	\$ 2,500,516
 <b>DEFERRED OUTFLOWS OF RESOURCES</b>	
Deferred outflows related to pensions	\$ 180,229
 <b>LIABILITIES</b>	
Accounts payable and accrued liabilities	\$ 335,705
Noncurrent liabilities:	
Due within one year:	
Compensated absences	8,553
Leases	76,439
Due in more than one year:	
Compensated absences	69,229
Leases	1,172,406
Net pension liability	428,965
Total liabilities	\$ 2,091,297
 <b>DEFERRED INFLOWS OF RESOURCES</b>	
Deferred inflows related to pensions	\$ 51,137
 <b>NET POSITION</b>	
Net investment in capital assets	\$ 37,080
Unrestricted	501,231
Total net position	\$ 538,311

The accompanying notes to financial statements are an integral part of this statement.

**VOLUSIA-FLAGLER TRANSPORTATION PLANNING ORGANIZATION  
STATEMENT OF ACTIVITIES  
FOR THE YEAR ENDED JUNE 30, 2025**

<u>Functions/Programs</u>	<u>Expenses</u>	<u>Program Revenues</u>		<u>Net (Expense) Revenue and Changes in Net Position</u>	
		<u>Charges for Services</u>	<u>Operating Grants and Contributions</u>		<u>Capital Grants and Contributions</u>
Governmental activities:					
General government	\$ 16,364	\$ 71,428	\$ -	\$ -	\$ 55,064
Transportation	1,753,930	-	1,861,534	-	107,604
Interest	13,251	-	-	-	(13,251)
Total governmental activities	<u>\$ 1,783,545</u>	<u>\$ 71,428</u>	<u>\$ 1,861,534</u>	<u>\$ -</u>	<u>149,417</u>
	General revenues:				
	Interest income				13,395
	Miscellaneous income (loss)				483
	Total general revenues				<u>13,878</u>
	Change in net position				163,295
	Net position - beginning of year				<u>375,016</u>
	Net position - ending of year				<u>\$ 538,311</u>

The accompanying notes to financial statements are an integral part of this statement.

**VOLUSIA-FLAGLER TRANSPORTATION PLANNING ORGANIZATION  
BALANCE SHEET  
GOVERNMENTAL FUND  
JUNE 30, 2025**

	<u>General Fund</u>	<u>Special Revenue Fund</u>	<u>Total Governmental Funds</u>
<b>ASSETS</b>			
Equity in pooled cash	\$ 55,481	\$ -	\$ 55,481
Investments	284,481	-	284,481
Due from other governments	-	782,406	782,406
Due from other funds	690,036	-	690,036
Other assets	-	11,537	11,537
<b>Total assets</b>	<u>\$ 1,029,998</u>	<u>\$ 793,943</u>	<u>\$ 1,823,941</u>
<b>LIABILITIES</b>			
Accounts payable and accrued liabilities	\$ 313,265	\$ 18,048	\$ 331,313
Due to other funds	-	690,036	690,036
<b>Total liabilities</b>	<u>313,265</u>	<u>708,084</u>	<u>1,021,349</u>
<b>FUND BALANCES</b>			
Assigned for:			
Transportation	-	85,859	85,859
Unassigned	716,733	-	716,733
<b>Total fund balances</b>	<u>716,733</u>	<u>85,859</u>	<u>802,592</u>
<b>Total liabilities and fund balances</b>	<u>\$ 1,029,998</u>	<u>\$ 793,943</u>	<u>\$ 1,823,941</u>

The accompanying notes to financial statements are an integral part of this statement.

**VOLUSIA-FLAGLER TRANSPORTATION PLANNING ORGANIZATION  
RECONCILIATION OF THE BALANCE SHEET OF GOVERNMENTAL FUNDS  
TO THE STATEMENT OF NET POSITION  
JUNE 30, 2025**

<b>Fund balances - total governmental funds</b>		\$	802,592
<p>Amounts reported for governmental activities in the statement of activities are different because:</p>			
<p>Capital assets used in governmental activities are not financial resources and, therefore, are not reported in the funds</p>			
Total governmental capital assets			1,367,670
Less: accumulated depreciation			(81,745)
			1,285,925
<p>Prepaid assets are reported in the statement of net position under the accrual basis of accounting but are not reported in the governmental funds, which use the modified accrual basis and the purchase method.</p>			
			80,686
<p>On the governmental fund statements, a net pension liability is not recorded until an amount is due and payable and the pension plan's fiduciary net position is not sufficient for payment of those benefits (no such liability exists at the end of the current fiscal year). On the Statement of Net Position, the Organization's net pension liability of the defined benefit pension plans is reported as a noncurrent liability. Additionally, deferred outflows and deferred inflows related to pensions are also reported.</p>			
Net pension liability			(428,965)
Deferred outflows related to pensions			180,229
Deferred inflows related to pensions			(51,137)
			(299,873)
<p>Long-term liabilities, including leases and notes payable, are not due and payable in the current period and, therefore, are not reported in the funds. These liabilities, deferred outflows, and other debt-related deferred charges consist of the following:</p>			
Leases			(1,248,845)
Leases interest payable			(4,392)
Compensated absences			(77,782)
			(1,331,019)
<b>Net position of governmental activities</b>		<b>\$</b>	<b>538,311</b>

The accompanying notes to financial statements are an integral part of this statement.

**VOLUSIA-FLAGLER TRANSPORTATION PLANNING ORGANIZATION  
STATEMENT OF REVENUES, EXPENDITURES AND CHANGES IN FUND BALANCE  
GOVERNMENTAL FUND  
FOR THE YEAR ENDED JUNE 30, 2025**

	<u>General Fund</u>	<u>Special Revenue Fund</u>	<u>Total Governmental Funds</u>
<b>Revenues</b>			
Charges for services	\$ 71,428	\$ -	\$ 71,428
Intergovernmental:			
Federal	-	1,746,692	1,746,692
Non-federal	-	114,842	114,842
Investment income	13,395	-	13,395
Miscellaneous	1,467	-	1,467
Total revenues	<u>86,290</u>	<u>1,861,534</u>	<u>1,947,824</u>
<b>Expenditures</b>			
Current:			
General government	12,116	-	12,116
Transportation	-	1,699,667	1,699,667
Capital outlay	1,263,060	123,034	1,386,094
Debt service:			
Principal	-	14,215	14,215
Interest	-	8,859	8,859
Total expenditures	<u>1,275,176</u>	<u>1,845,775</u>	<u>3,120,951</u>
<b>Excess (deficiency) of revenues over expenditures</b>	<u>(1,188,886)</u>	<u>15,759</u>	<u>(1,173,127)</u>
<b>Other financing sources (uses)</b>			
Office lease	<u>1,263,060</u>	<u>-</u>	<u>1,263,060</u>
Total other financing sources (uses)	<u>1,263,060</u>	<u>-</u>	<u>1,263,060</u>
<b>Net change in fund balances</b>	<u>74,174</u>	<u>15,759</u>	<u>89,933</u>
<b>Fund balances, beginning of year</b>	642,559	70,100	712,659
<b>Fund balances, end of year</b>	<u>\$ 716,733</u>	<u>\$ 85,859</u>	<u>\$ 802,592</u>

The accompanying notes to financial statements are an integral part of this statement

**VOLUSIA-FLAGLER TRANSPORTATION PLANNING ORGANIZATION  
RECONCILIATION OF THE STATEMENT OF REVENUES, EXPENDITURES,  
AND CHANGES IN FUND BALANCES OF GOVERNMENTAL FUNDS  
TO THE STATEMENT OF ACTIVITIES  
FOR THE YEAR ENDED JUNE 30, 2025**

<b>Net change in fund balances - total governmental funds</b>	\$	89,933
Differences in amounts reported for governmental activities in the statement of activities are:		
Governmental funds report capital outlays as expenditures. However, in the statement of activities, the cost of those assets is depreciated over their estimated useful lives.		
Capital outlay expenditures		1,386,094
Depreciation expense		(34,806)
Loss on disposal of capital assets		(984)
Governmental funds report expenditures for prepaid items under the purchase method, recognizing the full cost when acquired. For government-wide reporting, expenditures applicable to future periods are reported as prepaid assets. Accordingly, the governmental fund balance is increased by the amount of prepaid items at year-end for conversion to the Statement of Net Position.		
		6,055
Governmental funds report contributions to defined benefit pension/OPEB plans as expenditures. However, in the Statement of Activities, the amount contributed to defined benefit pension plans reduces future liabilities. Also included in pension/OPEB expense in the Statement of Activities are amounts required to be amortized.		
Change in net pension liability and deferred inflows/outflows related to pensions		(21,929)
Lease and other debt proceeds provide current financial resources to governmental funds, but issuing debt increases long-term liabilities in the Statement of Net Position. Repayment of lease and other debt principal is an expenditure in the governmental funds, but repayment reduces long-term liabilities in the Statement of Net Position. Also, governmental funds report the effect of premiums, discounts, and similar items when debt is first issued, whereas, these amounts are deferred and amortized in the Statement of Activities.		
Issuance of lease		(1,263,060)
Change in lease interest payable		(13,250)
Change in lease liability		23,073
Under the modified accrual basis of accounting used in the governmental funds, expenditures are not recognized for transactions that are not normally paid with expendable available financial resources. In the statement of activities, however, which is presented on the accrual basis, expenses and liabilities are reported regardless of when financial resources are available. These adjustments are as follows:		
Change in compensated absences liability		(7,831)
<b>Change in net position of governmental activities</b>	<b>\$</b>	<b>163,295</b>

The accompanying notes to financial statements are an integral part of this statement.

**VOLUSIA-FLAGLER TRANSPORTATION PLANNING ORGANIZATION  
STATEMENT OF REVENUES, EXPENDITURES AND CHANGES IN FUND BALANCE  
BUDGET AND ACTUAL - GENERAL FUND  
FOR THE YEAR ENDED JUNE 30, 2025**

	<u>Budgeted Amounts</u>		<u>Actual</u>	<u>Variance with Final Budget -</u>
	<u>Original</u>	<u>Final</u>		
<b>Revenues</b>				
Charges for services	\$ 171,428	\$ 171,428	\$ 71,428	\$ (100,000)
Investment income	10,000	10,000	13,395	3,395
Miscellaneous Income	-	-	1,467	1,467
Total revenues	<u>181,428</u>	<u>181,428</u>	<u>86,290</u>	<u>(95,138)</u>
<b>Expenditures</b>				
Current:				
General government	181,428	181,428	12,116	169,312
Capital outlay - office lease	-	-	1,263,060	(1,263,060)
Total expenditures	<u>181,428</u>	<u>181,428</u>	<u>1,275,176</u>	<u>(1,093,748)</u>
<b>Excess (deficiency) of revenues over expenditures</b>	<u>-</u>	<u>-</u>	<u>(1,188,886)</u>	<u>(1,188,886)</u>
<b>Other financing sources (uses)</b>				
Office lease	-	-	1,263,060	1,263,060
Total other financing sources (uses)	<u>-</u>	<u>-</u>	<u>1,263,060</u>	<u>1,263,060</u>
<b>Net change in fund balances</b>	<u>-</u>	<u>-</u>	<u>74,174</u>	<u>74,174</u>
<b>Fund balances, beginning of year</b>	642,559	642,559	642,559	-
<b>Fund balances, end of year</b>	<u>\$ 642,559</u>	<u>\$ 642,559</u>	<u>\$ 716,733</u>	<u>\$ 74,174</u>

\$ -

**Reconciliation on Budgetary Basis to Demonstrate Budgetary Compliance**

Total expenditures - GAAP Basis	\$ 181,428	\$ 181,428	\$ 1,275,176	\$ (1,093,748)
Less: non-cash, non-budgetary expense for new lease under GASB 87	<u>-</u>	<u>-</u>	<u>(1,263,060)</u>	<u>1,263,060</u>
Budgetary basis expenditures	<u>\$ 181,428</u>	<u>\$ 181,428</u>	<u>\$ 12,116</u>	<u>\$ 169,312</u>

The accompanying notes to financial statements are an integral part of this statement

**VOLUSIA-FLAGLER TRANSPORTATION PLANNING ORGANIZATION  
STATEMENT OF REVENUES, EXPENDITURES AND CHANGES IN FUND BALANCE  
BUDGET AND ACTUAL - SPECIAL REVENUE FUND  
FOR THE YEAR ENDED JUNE 30, 2025**

	<u>Budgeted Amounts</u>		<u>Actual</u>	<u>Variance with Final Budget -</u>
	<u>Original</u>	<u>Final</u>		
<b>Revenues</b>				
Intergovernmental	\$ 3,270,348	3,477,183	\$ 1,861,534	\$ (1,615,649)
Total revenues	<u>3,270,348</u>	<u>3,477,183</u>	<u>1,861,534</u>	<u>(1,615,649)</u>
<b>Expenditures</b>				
Current:				
Transportation	3,165,348	3,417,183	1,699,667	1,717,516
Capital outlay	105,000	105,000	123,034	(18,034)
Debt service:				
Principal	-	-	14,215	(14,215)
Interest	-	-	8,859	(8,859)
Total expenditures	<u>3,270,348</u>	<u>3,522,183</u>	<u>1,845,775</u>	<u>1,676,408</u>
Excess (deficiency) of revenues over expenditures	<u>-</u>	<u>(45,000)</u>	<u>15,759</u>	<u>60,759</u>
<b>Other financing sources (uses)</b>				
Transfers in	-	-	-	-
Total other financing sources (uses)	<u>-</u>	<u>-</u>	<u>-</u>	<u>-</u>
<b>Net change in fund balances</b>	<u>-</u>	<u>(45,000)</u>	<u>15,759</u>	<u>60,759</u>
<b>Fund balances, beginning of year</b>	70,100	70,100	70,100	-
<b>Fund balances, end of year</b>	<u>\$ 70,100</u>	<u>\$ 25,100</u>	<u>\$ 85,859</u>	<u>\$ 60,759</u>

The accompanying notes to financial statements are an integral part of this statement

**VOLUSIA-FLAGLER TRANSPORTATION PLANNING ORGANIZATION**  
**NOTES TO FINANCIAL STATEMENTS**  
**JUNE 30, 2025**

(1) **Summary of Significant Accounting Policies:**

The financial statements of the Volusia-Flagler Transportation Planning Organization (the Organization), have been prepared in conformance with accounting principles generally accepted in the United States of America (GAAP) as applicable to governmental units. The Governmental Accounting Standards Board (GASB) is the accepted body for promulgating governmental accounting and financial reporting principles. The following is a summary of the Organization's significant accounting policies:

(a) **Reporting entity**—The Organization is designated as a Metropolitan Planning Organization pursuant to Title 23 U.S.C 134, Title 49 U.S.C. 5303(d) and (e) and Title 23 C.F.R. 450.310. Its primary purpose is to provide leadership in the initiation and development of transportation plans and programs and the establishment of transportation priorities and strategies in Volusia County, Flagler Beach, Beverly Beach, and portions of Palm Coast and Bunnell, Florida. Members are appointed by the governing bodies of the participating local government units. The Organization was originally created on April 13, 1977, as the Volusia County Metropolitan Planning Organization and operates under interlocal agreements established pursuant to Chapter 163.01, Florida Statutes, among the various participating governmental entities. As of April 23, 2014, Volusia Transportation Planning Organization officially changed its name to River to Sea Transportation Planning Organization. Effective October 3, 2024, River to Sea Transportation Organization is doing business as Volusia-Flagler Transportation Planning Organization.

In evaluating how to define the Organization for financial purposes, management has considered all potential component units. The basic, but not the only, criterion for including a potential component unit within the reporting entity is the governing body's ability to exercise oversight responsibility. The most significant manifestation of this ability is financial interdependency. Other manifestations of the ability to exercise oversight responsibility include, but are not limited to, the selection of governing authority, the designation of management, the ability to significantly influence operations, and accountability for fiscal matters. A second criterion used in evaluating potential component units is the scope of public service. Application of this criterion involves considering whether the purpose and activities of the potential component unit benefit the government and/or its citizens, or whether they are conducted within the geographic boundaries of the Organization and is generally available to its citizens. A third criterion used to evaluate potential component units for inclusion or exclusion from the reporting entity is the existence of special financing relationships, regardless of whether the government is able to exercise oversight responsibilities. In evaluating the Organization as a reporting entity, management has addressed all potential component units that may or may not fall within the Organization's oversight and control, and thus, be included in the Organization's financial statements. There are no component units included.

(b) **Government-wide and fund financial statements**—The government-wide financial statements consist of a statement of net position and a statement of activities. These statements report information on all of the nonfiduciary activities of the primary government as a whole. As part of the consolidation process, all interfund activities are eliminated from these statements.

Net position, the difference between assets, deferred outflows, liabilities and deferred inflows, as presented in the statement of net position, are subdivided into three categories: net investment in capital assets, unrestricted net position and restricted net position. Net position is reported as restricted when constraints are imposed on the use of the amounts either externally by creditors, grantors, contributors, or laws and regulations of other governments, or by law through constitutional provisions or enabling legislation.

**VOLUSIA-FLAGLER TRANSPORTATION PLANNING ORGANIZATION**  
**NOTES TO FINANCIAL STATEMENTS**  
**JUNE 30, 2025**

(1) **Summary of Significant Accounting Policies:** (Continued)

The statement of activities presents a comparison between the direct and indirect expenses of a given function or segment and its program revenues, and displays the extent to which each function or segment contributes to the change in net position for the fiscal year. Direct expenses are those that are clearly identifiable to a specific function or segment. Program revenues consist of charges for services, operating grants and contributions, and capital grants and contributions. Charges for services refer to amounts received from those who purchase, use, or directly benefit from goods, services, or privileges provided by a given function or segment.

Grants and contributions consist of revenues that are restricted to meeting the operational or capital requirements of a particular function or segment.

Separate fund financial statements report detailed information about the Organization's governmental funds. The focus of governmental fund financial statements is on major funds. Therefore, major funds are reported as separate columns in the fund financial statements. Reconciliations are provided that convert the results of governmental fund accounting to the government-wide presentation.

(c) **Measurement focus, basis of accounting, and financial statement presentation**—The government-wide financial statements are reported using the economic resources measurement focus and the accrual basis of accounting. Revenues are recorded when earned and expenses are recorded when a liability is incurred, regardless of the timing of related cash flows. Grants and similar items are recognized as revenue as soon as all eligibility requirements imposed by the provider have been met.

Governmental fund financial statements are reported using the current financial resources measurement focus and the modified accrual basis of accounting. Revenues are recognized as soon as they are both measurable and available. Revenues are considered to be available when they are collectible within the current period or soon enough thereafter to pay liabilities of the current period. For this purpose, the Organization considers revenues to be available if they are collected within 60 days of the end of the current fiscal period. Expenditures generally are recorded when a liability is incurred, as under accrual accounting. However, expenditures related to compensated absences and claims and judgments, are recorded only when payment is due.

Charges for services associated with the current period are all considered to be susceptible to accrual and so have been recognized as revenues of the current fiscal period. All other revenue items are considered to be measurable and available only when cash is received by the government.

The Organization reports the following major governmental fund:

- **General Fund:** The General Fund is the general operating fund of the Organization and is used to account for all financial resources except those required to be accounted for in another fund.
- **Special Revenue Fund:** The Special Revenue Fund is used to account for the financial resources related to the planning and programming activities of the Organization. Funds are provided from the Florida Department of Transportation, the Federal Highway Administration, and the Federal Transit Administration.

**VOLUSIA-FLAGLER TRANSPORTATION PLANNING ORGANIZATION**  
**NOTES TO FINANCIAL STATEMENTS**  
**JUNE 30, 2025**

(1) **Summary of Significant Accounting Policies:** (Continued)

(d) **Budgets and budgetary accounting**—Budgets are adopted on a basis consistent with GAAP. An annual budget is adopted for the general fund and special revenue fund. The annual operating budget serves as legal authorization for expenditures and proposed means of financing them. The legal level of budgetary control is the Unified Planning Work Program (UPWP) task level. For the year ended June 30, 2025, the budget presented has been adopted according to Organization's procedures.

On or before July 1 of each year, the Organization administrator shall submit a budget in accordance with state law. It shall outline the financial policies of the Organization for the ensuing fiscal year, describe the important features of the budget, indicate any major changes from the current year in fiscal policy, summarize the Organization's fiscal position, and include any other material as the Organization administrator deems necessary.

The Organization Board shall adopt a budget for the ensuing fiscal year by resolution on or before June 30 of each year. The Organization Board shall not authorize or allow to be authorized a budget that exceeds the reasonably expected revenue for the ensuing fiscal year.

All appropriations shall lapse at the end of the budget year to the extent that such appropriations have not been expended or encumbered, and any appropriation made in one budget year shall not be valid or effective during any subsequent budget year.

(e) **Cash and cash equivalents**—The Organization defines cash and cash equivalents as cash on hand, demand deposits and short-term investments that are readily convertible to known amounts of cash. Investments with original maturities of three months or less are considered to be cash equivalents.

(f) **Due from other governments**—After reviewing the individual account balances, the Organization's management has determined that 100% of receivables are fully collectible as all amounts receivable consist of grants and other governmental revenues. Therefore, no allowance for doubtful accounts has been provided.

(g) **Capital assets**—Capital assets are reported in the applicable governmental columns in the government-wide financial statements. The Organization defines capital assets as assets with an initial individual cost of more than \$1,000 and an estimated useful life in excess of two years. Such assets are recorded at cost when purchased. Contributed capital assets are capitalized at their acquisition value at the date received. The costs of normal maintenance and repairs that do not add to the value of the asset or materially extend asset lives are not capitalized.

Depreciation is provided using the straight-line method over the estimated useful lives of the various classes of depreciable assets. The estimated useful lives of equipment range from 3 – 7 years and right-to-use office space is 10 years.

(h) **Compensated absences**—The Organization records the portion of accumulated unused compensated absences, if material, at year-end based on each employee's unused hours and rate of pay, including the Organization's share of payroll taxes, based on what the Organization deems is more likely than not to be used. All compensated absences are accrued when incurred in the government-wide financial statements as accrued liabilities. A liability for these amounts is reported in the governmental funds only if they have matured, for example, as a result of employee resignations or retirements. Estimates have been utilized to determine the amount to report as the current portion.

**VOLUSIA-FLAGLER TRANSPORTATION PLANNING ORGANIZATION**  
**NOTES TO FINANCIAL STATEMENTS**  
**JUNE 30, 2025**

(1) **Summary of Significant Accounting Policies:** (Continued)

(i) **Fund balance**—In the fund financial statements, governmental funds report fund balance classifications that comprise a hierarchy based primarily on the extent to which the Organization is bound to honor constraints on the specific purposes for which amounts in those funds can be spent. Those classifications are as follows:

*Nonspendable* – Amounts that are (a) not in spendable form or (b) legally or contractually required to be maintained intact. “Not in spendable form” includes items that are not expected to be converted to cash (inventories, prepaid expenditures) and items such as long-term amount of loans, property acquired for resale, as well as unrealized gains.

*Restricted* – Amounts that have externally enforceable limitations on use of resources either (a) externally imposed by creditors, grantors, contributors, or laws or regulations of other governments; or (b) imposed by law through constitutional provisions or enabling legislation.

*Committed* – Amounts that can be used only for the specific purposes determined by a formal action (resolution) of the Organization Board of Directors, the Organization’s highest level of decision making authority. Commitments may only be removed or changed by the Organization Board of Directors taking the same formal action (resolution) that imposed the constraint originally.

*Assigned* – Amounts that are constrained by the Organization’s intent to be used for specific purposes that are neither considered restricted or committed. The authority to assign fund balance lies with the Organization Executive Director.

*Unassigned* – The residual classification for the General Fund resources. This classification represents fund balance that has not been assigned to other funds and that has not been restricted, committed, or assigned to specific purposes within the General Fund. Unassigned fund balance may also include negative balances for any governmental fund if expenditures exceed amounts restricted, committed, or assigned for those specific purposes.

The Organization would typically use restricted fund balances first, followed by committed resources, and then assigned resources, as appropriate opportunities arise, but reserves the right to selectively spend unassigned resources first to defer the use of these other classified funds. Restricted net position is also assumed to be used before unrestricted net position.

(j) **Deferred outflows/inflows of resources**—In addition to assets, the statement of financial position will sometimes report a separate section for deferred outflows of resources. This separate financial statement element represents a consumption of net position that applies to a future period(s) and so will not be recognized as an outflow of resources (expenditure) until then. The Organization has deferred outflows related to pensions in the government-wide statement of net position, which qualifies for reporting in this category. Deferred outflows related to pensions are discussed further in Note (9).

In addition to liabilities, the statement of financial position will sometimes report a separate section for *deferred inflows of resources*. This separate financial statement element represents an acquisition of net position that applies to a future period and will not be recognized as an inflow of resources (revenue) until that time. The Organization has deferred inflows related to pensions in the government-wide statement of net position, which qualifies for reporting in this category. Deferred inflows related to pensions are discussed further in Note (9).

**VOLUSIA-FLAGLER TRANSPORTATION PLANNING ORGANIZATION**  
**NOTES TO FINANCIAL STATEMENTS**  
**JUNE 30, 2025**

(1) **Summary of Significant Accounting Policies:** (Continued)

(k) **Use of estimates**—Management uses estimates and assumptions in preparing financial statements in accordance with GAAP. Those estimates and assumptions affect the reported amounts of assets and liabilities, the disclosure of contingent assets and liabilities, and the reported revenue and expenses. Actual results could vary from the estimates assumed in preparing the financial statements.

(2) **Reconciliation of Government-Wide and Fund Financial Statement:**

(a) **Explanation of certain differences between the governmental fund balance sheet and the government-wide statement of net position**—Following the governmental fund balance sheet is a reconciliation between fund balance – total governmental funds and net position – governmental activities as reported in the government-wide statement of net position. A detailed explanation of these differences is provided in this reconciliation.

(b) **Explanation of certain differences between the governmental fund statement of revenues, expenditures, and changes in fund balances and the government-wide statement of activities**—Following the governmental fund statement of revenues, expenditures, and changes in fund balances, there is a reconciliation between net changes in fund balances - total governmental funds and changes in net position of governmental activities as reported in the government-wide statement of activities. A detailed explanation of these differences is provided in this reconciliation.

(3) **Cash Deposits and Investments:**

At June 30, 2025, the Organization’s cash on deposit in its bank accounts was placed on deposit with financial institutions in the form of demand deposit accounts, time deposit accounts, and certificates of deposit, and is defined as public deposits.

The Organization’s public deposits are held in qualified public depositories pursuant to Florida Statutes, Chapter 280, “Florida Security of Public Deposits Act”, and are covered by federal depository insurance and, for the amount in excess of such federal depository insurance, by the Act. Under the Act, all qualified public depositories are required to pledge eligible collateral having a market value equal to or greater than the average daily or monthly balance of all public deposits, times the depository’s collateral pledging level.

The pledging level may range from 50% to 125% depending upon the depository’s financial condition and establishment period. The Public Deposit Security Trust Fund has a procedure to allocate and recover losses in the event of a default or insolvency. When public deposits are made in accordance with Chapter 280, no public depositor shall be liable for any loss thereof. Any losses to the public depositors are covered by applicable deposit insurance, sale of securities pledged as collateral and, if necessary, assessments against other qualified public depositories of the same type as the deposit in default.

The Organization invests temporarily idle resources in the Florida PRIME Investment Pool (Florida PRIME) that is administered by the Florida State Board of Administration (SBA), who provides regulatory oversight. Florida PRIME is similar to money market funds in which units are owned in the fund rather than the underlying investments. These investments are reported at amortized cost and meet the requirements of GASB Statement No. 79, *Certain External Investment Pools and Pool Participants*, which establishes criteria for an external investment pool to qualify for making the election to measure all of its investments at amortized cost for financial reporting purposes. There is no limitation or restrictions on withdrawals from Florida PRIME; although in the occurrence of an event that has a material impact on liquidity or operations of the trust fund, the funds’ executive director may limit contributions to or withdrawals from the trust fund for a period of 48 hours.

**VOLUSIA-FLAGLER TRANSPORTATION PLANNING ORGANIZATION**  
**NOTES TO FINANCIAL STATEMENTS**  
**JUNE 30, 2025**

**(3) Cash Deposits and Investments:** (Continued)

As of June 30, 2025, the investment pool had a weighted average maturity of 47 days, was rated AAAm by Standard & Poor's (S&P), and had a carrying value of \$284,481. The Organization held no assets or investments carried at fair value at June 30, 2025, and subject to the required disclosures of GASB 72.

*Interest Rate Risk:* The Organization does not have a formal investment policy that limits investment maturities as a means of managing its exposure to fair value losses arising from interest rates. Instead, all investments are governed by state statutes. Generally, the Organization's surplus funds are invested in the Local Government Surplus Trust Fund.

*Credit Risk:* Credit risk is the risk that a debt issuer or other counter-party to an investment will not fulfill its obligations. The Organization's entire portfolio is invested in SBA funds, as described above.

*Concentration of Credit Risk:* The Organization has adopted no formal investment policy and follows the investment policies set forth in Florida Statutes, Chapter 218.

*Custodial Credit Risk:* All demand deposits are held with qualified public depositories, as defined above. In the case of investments, this is the risk that, in the event of the failure of the counterparty, the Organization will not be able to recover the value of its investments or collateral securities that are in the possession of an outside party. As of June 30, 2025, the Organization's investment of \$284,481 in SBA funds are backed by the full faith and credit of the State of Florida, or explicitly guaranteed by the State of Florida.

**(4) Capital Assets:**

Capital asset activity for the fiscal year ended June 30, 2025, is as follows:

	<u>Beginning Balance</u>	<u>Increases</u>	<u>Decreases</u>	<u>Ending Balance</u>
Governmental activities:				
Capital assets, being depreciated –				
Furniture, fixtures, and equipment	\$ 85,646	\$ 48,403	\$ (29,439)	\$ 104,610
Right-to-use office lease	-	1,263,060	-	1,263,060
Accumulated depreciation / amortization				
Furniture, fixtures, and equipment	(75,394)	(4,248)	28,455	(51,187)
Right-to-use office lease	-	(30,558)	-	(30,558)
Governmental activities capital assets, net	<u>\$ 10,252</u>	<u>\$ 1,276,657</u>	<u>\$ 984</u>	<u>\$ 1,285,925</u>

During the year ended June 30, 2025, depreciation expense of \$34,806 was charged to the general government function of the Organization.

**VOLUSIA-FLAGLER TRANSPORTATION PLANNING ORGANIZATION**  
**NOTES TO FINANCIAL STATEMENTS**  
**JUNE 30, 2025**

(5) **Leases:**

*Organization as Lessee*

The Organization is the lessee in one lease agreement for approximately 5,000 square feet of office space located in Daytona Beach, Florida. In 2025, the Organization entered into a 124-month lease agreement with CL Cornerstone, LLC valued at \$1,263,060. A right-to-use asset and initial lease liability was recorded by the Organization during fiscal year 2025. As of June 30, 2025, the value of the lease liability was \$1,248,845. The Organization is required to make monthly principal and interest payments of \$11,537 in the first year and adjusted annually for taxes and operating expenses up to \$15,133 in the final year of the lease. Amounts in excess of estimated taxes and operating expenses will be paid as additional rent in the year assessed. The Organization's incremental borrowing rate (IBR) was calculated at 4.22% at June 30, 2024, and was the discount rate utilized in the current year for this lease. The office space has a ten-year useful life. The value of the right-to-use assets as of June 30, 2025, was \$1,263,060 and had accumulated amortization of \$30,558.

Lease expense for the right-to-use asset for the year ended June 30, 2025, was as follows:

	<b>Governmental Activities</b>
Amortization expense	\$ 30,558
Interest on lease liabilities	13,250
<b>Total</b>	<b>\$ 43,808</b>

The principal and interest requirements to maturity for the office space lease liability as of June 30, 2025, are as follows:

<u>Year Ending June 30,</u>	<u>Principal</u>	<u>Interest</u>	<u>Total</u>
2026	\$ 76,439	\$ 51,103	\$ 127,542
2027	83,307	47,742	131,050
2028	90,570	44,084	134,654
2029	110,850	40,022	150,872
2030	119,849	35,172	155,021
2031-2035	752,750	88,693	841,443
2036	15,080	53	15,133
Total future minimum lease payments	<u>\$ 1,248,844</u>	<u>\$ 306,869</u>	<u>\$ 1,555,714</u>

**VOLUSIA-FLAGLER TRANSPORTATION PLANNING ORGANIZATION**  
**NOTES TO FINANCIAL STATEMENTS**  
**JUNE 30, 2025**

**(6) Long-Term Liabilities:**

For the year ended June 30, 2025, long-term liability activity was as follows:

	<u>Beginning Balance</u>	<u>Additions</u>	<u>Deletions</u>	<u>Ending Balance</u>	<u>Due Within One Year</u>
<b>Governmental activities:</b>					
Compensated absences	\$ 69,951	\$ 74,416	\$ (66,585)	\$ 77,782	\$ 8,553
Right-to-use lease	-	1,263,060	(14,215)	1,248,845	76,439
Total long-term liabilities	<u>\$ 69,951</u>	<u>\$ 1,337,476</u>	<u>\$ (80,800)</u>	<u>\$ 1,326,627</u>	<u>\$ 84,992</u>

**(7) Risk Management:**

The Organization is exposed to various risks of loss related to torts; theft of, damage to, and destruction of assets; errors and omissions; and natural disasters. In order to limit its exposure to these risks, the Organization is a participant in the Florida Municipal Insurance Trust for general and auto liability and workers compensation. The insurance program purchases excess and specific coverages from third party carriers. Participants in the program are billed annually for their portion of the cost of the program adjusted for actual experience during the period of coverage. Participants are not assessed for unanticipated losses incurred by the program. There have been no significant reductions in insurance coverage during fiscal year 2025. Settled claims resulting from the risks described above have not exceeded the insurance coverage for the past three years.

**(8) Commitments and Contingencies:**

During the ordinary course of its operations, the Organization is party to various claims, legal actions and complaints. Some of these matters are covered by the Organization insurance program. While the ultimate effect of any litigation cannot be ascertained at this time, management believes, based on the advice of legal counsel, that there will be no material effect on the Organization's financial position and/or that the Organization has sufficient insurance coverage to cover any claims.

**(9) Employee Pension Plans:**

**A. Defined Contribution Plan**

The Organization contributes to a defined contribution pension plan for all full-time employees who were employed prior to July 1, 2009, which is fully administered by the Principal Financial Group under a plan originally established by the Board of Directors in October 1980.

On June 23, 2009, the Board approved Resolution 2009-13, amending the pension plan to allow for the conversion to the Florida Retirement System, effective July 1, 2009. As a result of these actions, only one employee remains in the original plan. New employees are only eligible to enroll into the Florida Retirement System.

Plan provisions, benefit terms, and contribution requirements are established and may be amended by the Board. Employer and plan member contributions are recognized in the period that contributions are due. For each participating employee in the pension plan, the Organization is required to contribute 9.85% of employees' earnings to an individual employee account. Employees are permitted to make contributions to the pension plan, up to the application Internal Revenue code limits. During the year ended June 30, 2025, there were no employee contributions. The employer recognized pension expense of \$6,690.

**VOLUSIA-FLAGLER TRANSPORTATION PLANNING ORGANIZATION**  
**NOTES TO FINANCIAL STATEMENTS**  
**JUNE 30, 2025**

**(9) Employee Pension Plans:** (Continued)

Each employee participating in the Principal purchase pension plan will become 100% vested after one year of employment with the Organization. If the employee becomes separated from the employment with the Organization prior to achieving one year of service, the employer's contribution to that employee's account is forfeited by that employee. All employee forfeitures remain in the account for the Organization's use in offsetting its next contribution. An additional deferred compensation plan is also offered that allows all employees to contribute additional funds for retirement on a voluntary basis through payroll deductions.

**B. Florida Retirement System**

**Plan Description and Administration**

The Organization participates in the Florida Retirement System (FRS), a multiple-employer, cost sharing defined public employee retirement system which covers all of the Organization's full-time employees. The System is a retirement plan, administered by the State of Florida, Department of Administration, Division of Retirement to provide retirement and survivor benefits to participating public employees. Provisions relating to the FRS are established by Chapters 121 and 122, Florida Statutes; Chapter 112,

Part IV, Florida Statutes; Chapter 238, Florida Statutes; and FRS Rules, Chapter 60S, Florida Administrative Code; wherein eligibility, contributions, and benefits are defined and described in detail. The FRS is a single retirement system administered by the Department of Management Services, Division of Retirement, and consists of two cost-sharing, multiple-employer retirement plans and other nonintegrated programs. These include a defined-benefit pension plan (Plan), with a Deferred Retirement Option Program (DROP), and a defined-contribution plan, referred to as the FRS Investment Plan (Investment Plan).

In addition, all regular employees of the Organization are eligible to enroll as members of the Retiree Health Insurance Subsidy (HIS) Program. The HIS is a cost-sharing, multiple-employer defined benefit pension plan established and administered in accordance with section 112.363, Florida Statutes. The benefit is a monthly payment to assist retirees of the state-administered retirement systems in paying their health insurance costs. For the fiscal year ended June 30, 2025, eligible retirees and beneficiaries received a monthly HIS payment equal to the number of years of service credited at retirement multiplied by \$7.50.

The minimum payment is \$45 and the maximum payment is \$225 per month, pursuant to section 112.363, Florida Statutes. To be eligible to receive a HIS benefit, a retiree under one of the state-administered retirement systems must provide proof of eligible health insurance coverage, which can include Medicare.

**VOLUSIA-FLAGLER TRANSPORTATION PLANNING ORGANIZATION**  
**NOTES TO FINANCIAL STATEMENTS**  
**JUNE 30, 2025**

(9) **Employee Pension Plans:** (Continued)

**Benefits Provided and Employees Covered**

Employees enrolled in the Plan prior to July 1, 2011, vest at six years of creditable service and employees enrolled in the Plan on or after July 1, 2011, vest at eight years of creditable service. All vested members, enrolled prior to July 1, 2011, are eligible for normal retirement benefits at age 62 or at any age after 30 years of service. All members enrolled in the Plan on or after July 1, 2011, once vested, are eligible for normal retirement benefits at age 65 or any time after 33 years of creditable service. Members of both Plans may include up to four years of credit for military service toward creditable service. The Plan also includes an early retirement provision; however, there is a benefit reduction for each year a member retires before his or her normal retirement date. The Plan provides retirement, disability, death benefits, and annual cost-of-living adjustments. Benefits under the Plan are computed on the basis of age and/or years of service, average final compensation, and service credit. Credit for each year of service is expressed as a percentage of the average final compensation. For members initially enrolled before July 1, 2011, the average final compensation is the average of the five highest fiscal years' earnings; for members initially enrolled on or after July 1, 2011, the average final compensation is the average of the eight highest fiscal years' earnings. The total percentage value of the benefit received is determined by calculating the total value of all service, which is based on the retirement plan and/or class to which the member belonged when the service credit was earned.

DROP, subject to provisions of Section 121.091, Florida Statutes, permits employees eligible for normal retirement under the Plan to defer receipt of monthly benefit payments while continuing employment with an FRS employer. An employee may participate in DROP for a period not to exceed 96 months after electing to participate, except that certain instructional personnel may participate for up to 120 months. During the period of DROP participation, deferred monthly benefits are held in the FRS Trust Fund and accrue interest.

Employees may elect to participate in the Investment Plan in lieu of the FRS defined-benefit plan. Employer and employee contributions are defined by law, but the ultimate benefit depends in part on the performance of investment funds. The Investment Plan is funded by employer and employee contributions that are based on salary and membership class (Regular, DROP, etc.).

Contributions are directed to individual member accounts, and the individual members allocate contributions and account balances among various approved investment choices. Employees in the Investment Plan vest at one year of service.

**Financial Statements**

Financial statements and other supplementary information of the FRS are included in the State's Comprehensive Annual Financial Report, which is available from the Florida Department of Financial Services, Bureau of Financial Reporting Statewide Financial Reporting Section by mail at 200 E. Gaines Street, Tallahassee, Florida 32399-0364; by telephone at (850) 413-5511; or at the Department's Web site ([www.myfloridacfo.com](http://www.myfloridacfo.com)).

**VOLUSIA-FLAGLER TRANSPORTATION PLANNING ORGANIZATION**  
**NOTES TO FINANCIAL STATEMENTS**  
**JUNE 30, 2025**

(9) **Employee Pension Plans:** (Continued)

An annual report on the FRS, which includes its financial statements, required supplementary information, actuarial report, and other relevant information, is available from:

Florida Department of Management Services  
 Division of Retirement, Research and Education Services  
 P.O. Box 9000  
 Tallahassee, FL 32315-9000  
 850-488-5706 or toll free at 877-377-1737

**Contributions**

The Organization participates in certain classes of FRS membership. Each class has descriptions and contribution rates in effect during the year ended June 30, 2025, as follows (contribution rates are in agreement with the actuarially determined rates):

<b>FRS Membership Plan &amp; Class</b>	<b>Through June 30, 2025</b>
Senior Management (SMSC)	34.52%
Regular Class	13.63%

Current-year employer HIS contributions were made at a rate of 2.00% of covered payroll, which are included in the above rates.

For the plan year ended June 30, 2024, actual contributions made for Organization employees participating in FRS and HIS were as follows:

Organization Contributions – FRS	\$ 45,246
Organization Contributions – HIS	6,765
Employee Contributions – FRS	10,147

**Net Pension Liability, Pension Expense, and Deferred Outflows and Inflows of Resources Related to Pensions**

At June 30, 2025, the Organization reported a liability related to FRS and HIS as follows:

<b>Plan</b>	<b>Net Pension Liability</b>
FRS	\$ 309,104
HIS	119,861
Total	\$ 428,965

**VOLUSIA-FLAGLER TRANSPORTATION PLANNING ORGANIZATION**  
**NOTES TO FINANCIAL STATEMENTS**  
**JUNE 30, 2025**

(9) **Employee Pension Plans:** (Continued)

The net pension liability was measured as of June 30, 2024, and the total pension liability used to calculate the net pension liability was determined by an actuarial valuation as of that date. The Organization's proportion of the net pension liability was based on a projection of the Organization's long-term share of contributions to the pension plan relative to the projected contributions of all participating governmental entities, as actuarially determined. At June 30, 2024 and June 30, 2023, the Organization's proportionate share of the FRS and HIS net pension liabilities were as follows:

Plan	2024	2023
FRS	0.000799033%	0.000700571%
HIS	0.000799023%	0.000775902%

For the plan year ended June 30, 2024, pension expense was recognized related to the FRS and HIS plans as follows:

FRS	\$ 67,558
HIS	8,501
Total	\$ 76,059

*Deferred outflows/inflows related to pensions:*

At June 30, 2025, the Organization reported deferred outflows of resources and deferred inflows of resources related to pensions from the following sources:

	FRS		HIS	
	Deferred Outflows of Resources	Deferred Inflows of Resources	Deferred Outflows of Resources	Deferred Inflows of Resources
Differences between expected and actual experience	\$ 31,228	\$ -	\$ 1,157	\$ (230)
Changes of assumptions	42,365	-	2,121	(14,190)
Net difference between projected and actual investment earnings	-	(20,545)	-	(43)
Change in proportionate share	75,771	(4,630)	12,767	(11,499)
Contributions subsequent to measurement date	12,885	-	1,935	-
Total	\$ 162,249	\$ (25,175)	\$ 17,980	\$ (25,962)

The above amounts for deferred outflows of resources for contributions related to pensions resulting from Organization contributions subsequent to the measurement date and will be recognized as a reduction of the net pension liability in the year ended June 30, 2024. Other amounts reported as deferred outflows and deferred inflows of resources related to pensions being amortized for a period of greater than one year will be recognized in pension expense in succeeding years as follows:

	FRS	HIS	Total
2026	\$ 13,713	\$ (1,398)	\$ 12,315
2027	70,820	(3,467)	67,353
2028	24,577	(3,641)	20,936
2029	10,501	(952)	9,549
2030	4,578	(296)	4,282
Thereafter	-	(163)	(163)
	\$ 124,189	\$ (9,917)	\$ 114,272

**VOLUSIA-FLAGLER TRANSPORTATION PLANNING ORGANIZATION**  
**NOTES TO FINANCIAL STATEMENTS**  
**JUNE 30, 2025**

**(9) Employee Pension Plans:** (Continued)

*Actuarial assumptions:*

The Actuarial assumptions for both defined benefit plans are reviewed annually by the Florida Retirement System Actuarial Assumptions Conference. The FRS has a valuation performed annually. The HIS Program has a valuation performed biennially that is updated for GASB reporting in the year a valuation is not performed. The most recent experience study for the FRS was completed in 2024 for the period July 1, 2018, through June 30, 2023. Because HIS is funded on a pay-as-you-go basis, no experience study has been completed.

The total pension liability for each of the defined benefit plans was determined by an actuarial valuation, using the entry age normal actuarial cost method. Inflation increases for both plans is assumed at 2.40%. Payroll growth, including inflation, for both plans is assumed at 3.50%. Both the discount rate and the long-term expected rate of return used for FRS investments is 6.70%. This rate is consistent with the prior year rate of 6.70%. The plan's fiduciary net position was projected to be available to make all projected future benefit payments of current active and inactive employees. Therefore, the discount rate for calculating the total pension liability is equal to the long-term expected rate of return.

Because HIS Program uses a pay-as-you-go funding structure, a municipal bond rate of 3.93% was used to determine the total pension for the program. This rate increased from the prior year rate, which was 3.65%. Mortality assumptions for both plans were based on the PUB-2010 base table varies by member category and sex, projected generationally with Scale MP-2021 details.

*Long-term expected rate of return:*

To develop an analytical basis for the selection of the long-term expected rate of return assumption, in October 2024, the FRS Actuarial Assumptions conference reviewed long-term assumptions developed by both Milliman's capital market assumptions team and by a capital market assumptions team from Aon Hewitt Investment Consulting, which consults to the Florida State Board of Administration. The table below shows Milliman's assumptions for each of the asset classes in which the plan was invested at that time based on the long-term target asset allocation. The allocation policy's description of each asset class was used to map the target allocation to the asset classes shown below. Each asset class assumption is based on a consistent set of underlying assumptions, and includes an adjustment for the inflation assumption. These assumptions are not based on historical returns, but instead are based on a forward-looking capital market economic model.

Asset Class	Target Allocation	Long-Term Arithmetic Expected Rate of Return
Cash	1.0%	3.3%
Fixed income	29.0%	5.7%
Global equities	45.0%	8.6%
Real estate	12.0%	8.1%
Private equity	11.0%	12.4%
Strategic investments	2.0%	6.6%
Total	100.0%	

**VOLUSIA-FLAGLER TRANSPORTATION PLANNING ORGANIZATION**  
**NOTES TO FINANCIAL STATEMENTS**  
**JUNE 30, 2025**

(9) **Employee Pension Plans:** (Continued)

*Sensitivity of the net pension liability to changes in the discount rate:*

The following presents the proportionate shares of the FRS and HIS net pension liability of the Organization calculated using the current discount rates, as well as what the Organization’s net pension liability(asset) would be if it were calculated using a discount rate that is 1% lower or 1% higher than the current rate:

<u>Plan</u>	<u>Current Discount Rate</u>	<u>NPL with 1% Decrease</u>	<u>NPL at Current Discount Rate</u>	<u>NPL(A) with 1% Increase</u>
FRS	6.70%	\$ 543,703	\$ 309,104	\$ 112,577
HIS	3.93%	136,447	119,861	106,093

(10) **Implementation of New Accounting Standard:**

During the fiscal year ended June 30, 2025, the Organization implemented GASB Statement No. 101, Compensated Absences. This statement establishes recognition and measurement criteria for liabilities related to compensated absences, including vacation, sick leave, and similar benefits. The Statement requires that a liability be recognized for leave that has not been used if (1) the leave is attributable to services already rendered, (2) the leave accumulates, and (3) it is more likely than not that the leave will be used for time off or otherwise paid in cash or settled through noncash means. Implementation of this new standard did not result in a restatement of beginning net position or fund balance and had no significant impact on the financial statements. Accordingly, no prior-period adjustment has been reported.

(11) **Recent Accounting Pronouncements:**

The Governmental Accounting Standards Board (“GASB”) has issued pronouncements that have effective dates that may impact future financial statements. The Organization has considered the new pronouncements that altered accounting principles generally accepted in the United States of America, and other than as disclosed in the notes to the financial statements, does not believe that any other new or modified principles will have a material impact on the Organization’s reported financial position or operations in the near term.

GASB issued Statement No. 103, *Financial Reporting Model Improvements*, in April 2024. The objective of GASB 103 improve key components of the financial reporting model to enhance its effectiveness in providing information that is essential for decision making and assessing a government’s accountability. The effective date for implementation is fiscal years beginning after June 15, 2025, and all reporting periods thereafter.

GASB issued Statement No. 104, *Disclosure of Certain Capital Assets*, in September 2024. The objective of this Statement is to provide users of government financial statements with essential information about certain types of capital assets. The effective date for implementation is fiscal years beginning after June 15, 2025, and all reporting periods thereafter.

**VOLUSIA-FLAGLER TRANSPORTATION PLANNING ORGANIZATION  
SCHEDULE OF PROPORTIONATE SHARE OF NET PENSION LIABILITY  
LAST 10 FISCAL YEARS  
(UNAUDITED)**

	As of the Plan Year Ended June 30,									
	2024	2023	2022	2021	2020	2019	2018	2017	2016	2015
<b>Florida Retirement System (FRS)</b>										
Proportion of the net pension liability	0.000799033%	0.000700571%	0.000426294%	0.000416576%	0.000451190%	0.000487411%	0.000438377%	0.000302097%	0.000373827%	0.000384098%
Proportionate share of the net pension liability	\$ 309,104	\$ 279,155	\$ 158,616	\$ 31,468	\$ 195,521	\$ 167,853	\$ 132,041	\$ 89,389	\$ 94,392	\$ 49,611
Covered payroll	338,238	307,471	307,471	260,093	272,782	127,144	168,312	161,627	185,334	154,275
Proportionate share of the net pension liability as a percentage of covered payroll	91.39%	90.79%	51.59%	12.10%	71.68%	132.02%	78.45%	55.31%	50.93%	32.16%
Plan fiduciary net position as a percentage of the total pension liability	83.70%	82.38%	82.89%	96.40%	78.85%	82.61%	84.26%	83.89%	84.88%	92.00%
<b>Health Insurance Subsidy Program (HIS)</b>										
Proportion of the net pension liability	0.000799023%	0.000775902%	0.000770361%	0.000770361%	0.000963896%	0.000881963%	0.000008143%	0.000507082%	0.000600356%	0.000508502%
Proportionate share of the net pension liability	\$ 119,861	\$ 123,224	\$ 75,576	\$ 94,496	\$ 117,690	\$ 98,683	\$ 86,190	\$ 54,220	\$ 69,969	\$ 51,859
Covered payroll	338,238	307,471	307,471	260,093	272,782	127,144	168,312	161,627	185,334	154,275
Proportionate share of the net pension liability as a percentage of covered payroll	35.44%	40.08%	24.58%	36.33%	43.14%	77.62%	51.21%	33.55%	37.75%	33.61%
Plan fiduciary net position as a percentage of the total pension liability	4.80%	4.12%	4.81%	3.56%	3.00%	2.63%	2.15%	1.64%	97.00%	50.00%

**VOLUSIA-FLAGLER TRANSPORTATION PLANNING ORGANIZATION**  
**SCHEDULE OF CONTRIBUTIONS**  
**LAST 10 FISCAL YEARS**  
**(UNAUDITED)**

	For the Fiscal Year Ended June 30,									
	2024	2023	2022	2021	2020	2019	2018	2017	2016	2015
<b>Florida Retirement System (FRS)</b>										
Contractually required contribution	\$ 46,972	\$ 39,804	\$ 33,702	\$ 18,191	\$ 15,870	\$ 7,895	\$ 11,109	\$ 7,864	\$ 9,116	\$ 9,365
Contributions in relation to the contractually required contribution	46,972	39,804	33,702	18,191	15,870	7,895	11,109	7,864	9,116	9,365
Contribution deficiency (excess)	<u>\$ -</u>	<u>\$ -</u>	<u>\$ -</u>	<u>\$ -</u>	<u>\$ -</u>	<u>\$ -</u>	<u>\$ -</u>	<u>\$ -</u>	<u>\$ -</u>	<u>\$ -</u>
Covered payroll	\$ 357,865	\$ 303,771	\$ 307,471	\$ 260,093	\$ 272,782	\$ 127,144	\$ 168,312	\$ 161,627	\$ 185,334	\$ 154,275
Contributions as a percentage of covered payroll	13.13%	13.10%	10.96%	6.99%	5.82%	6.21%	6.60%	4.87%	4.92%	6.07%
<b>Health Insurance Subsidy Program (HIS)</b>										
Contractually required contribution	\$ 7,157	\$ 5,305	\$ 5,104	\$ 4,318	\$ 4,528	\$ 5,553	\$ 4,896	\$ 2,684	\$ 3,077	\$ 1,944
Contributions in relation to the contractually required contribution	7,157	5,305	5,104	4,318	4,528	5,553	4,896	2,684	3,077	1,944
Contribution deficiency (excess)	<u>\$ -</u>	<u>\$ -</u>	<u>\$ -</u>	<u>\$ -</u>	<u>\$ -</u>	<u>\$ -</u>	<u>\$ -</u>	<u>\$ -</u>	<u>\$ -</u>	<u>\$ -</u>
Covered payroll	\$ 357,865	\$ 303,771	\$ 307,471	\$ 260,093	\$ 272,782	\$ 127,144	\$ 168,312	\$ 161,627	\$ 185,334	\$ 154,275
Contributions as a percentage of covered payroll	2.00%	1.75%	1.66%	1.66%	1.66%	4.37%	2.91%	1.66%	1.66%	1.26%

**VOLUSIA-FLAGLER TRANSPORTATION PLANNING ORGANIZATION  
SCHEDULE OF EXPENDITURES OF FEDERAL AWARDS  
FOR THE YEAR ENDED JUNE 30, 2025**

<b>Federal Grantor / Pass-Through Grantor Program or Cluster Title, Contract No.</b>	<b>Grant or Contract Number</b>	<b>Assistance Listing Number</b>	<b>Federal Expenditures</b>
Department of Transportation			
Indirect			
Passed through the Florida Department of Transportation			
Highway Planning and Construction	FMN 439333-4-14-01	20.205	\$ 1,059,777
Highway Planning and Construction	FMN 439333-4-14-02	20.205	367,343
Total Highway Planning and Construction			<u>1,427,120</u>
Direct			
Comprehensive Safety Action Plan for Volusia and Flagler Counties	639JJ32340137	20.939	319,973
Total Comprehensive Safety Action Plan for Volusia and Flagler Counties			<u>319,973</u>
Total Department of Transportation			<u>1,747,093</u>
Total Expenditures of Federal Awards			<u><u>\$ 1,747,093</u></u>

The accompanying notes to schedule of expenditures of federal awards are an integral part of this schedule.

**VOLUSIA-FLAGLER TRANSPORTATION PLANNING ORGANIZATION  
NOTES TO THE SCHEDULE OF EXPENDITURES  
OF FEDERAL AWARDS  
FOR THE YEAR ENDED JUNE 30, 2025**

(1) **Basis of Presentation:**

The accompanying schedule of expenditures of federal awards includes the federal grant activity of the Volusia-Flagler Transportation Planning Organization (the Organization). The information in this schedule is presented in accordance with the requirements of Title 2 U.S. Code of Federal Regulations Part 200, *Uniform Administrative Requirements, Cost Principles, and Audit Requirements for Federal Awards* (Uniform Guidance). Because the Schedule presents only a selected portion of the operations of the Organization, it is not intended to and does not present the financial position, changes in net position, or cash flows of the Organization.

(2) **Summary of Significant Accounting Policies:**

Expenditures reported on the schedule are reported on the accrual basis of accounting. Such expenditures are recognized following the cost principles contained in the Uniform Guidance, wherein certain types of expenditures are not allowable or are limited as to reimbursement.

Pass-through entity identifying numbers are presented where available.

(3) **Subrecipients:**

During the fiscal year ended June 30, 2025, no amounts were passed through to subrecipients.

(4) **De Minimis Indirect Cost Rate Election:**

The Organization did not elect to use the 10% de minimis indirect cost rate as covered in §200.414, *Indirect (F&A) costs*, of the Uniform Guidance.





**INDEPENDENT AUDITORS' REPORT ON COMPLIANCE FOR EACH MAJOR FEDERAL PROGRAM AND REPORT ON INTERNAL CONTROL OVER COMPLIANCE IN ACCORDANCE WITH THE UNIFORM GUIDANCE**

To the Governing Board,  
Volusia-Flagler Transportation Planning Organization:

**Report on Compliance for Each Major Federal Program**

***Opinion on Each Major Federal Program***

We have audited the Volusia-Flagler Transportation Planning Organization's (the Organization) compliance with the types of compliance requirements identified as subject to audit in the OMB *Compliance Supplement* that could have a direct and material effect on each of the Organization's major federal programs for the year ended June 30, 2025. The Organization's major federal programs are identified in the summary of auditors' results section of the accompanying schedule of findings and questioned costs.

In our opinion, the Organization complied, in all material respects, with the compliance requirements referred to above that could have a direct and material effect on each of its major federal programs for the year ended June 30, 2025.

***Basis for Opinion on Each Major Federal Program***

We conducted our audit of compliance in accordance with auditing standards generally accepted in the United States of America (GAAS); the standards applicable to financial audits contained in *Government Auditing Standards* issued by the Comptroller General of the United States (*Government Auditing Standards*); and the audit requirements of Title 2 U.S. Code of Federal Regulations (CFR) Part 200, *Uniform Administrative Requirements, Cost Principles, and Audit Requirements for Federal Awards* (Uniform Guidance). Our responsibilities under those standards and the Uniform Guidance are further described in the Auditors' Responsibilities for the Audit of Compliance section of our report.

We are required to be independent of the Organization and to meet our other ethical responsibilities, in accordance with relevant ethical requirements relating to our audit. We believe that the audit evidence we have obtained is sufficient and appropriate to provide a basis for our opinion on compliance for each major federal program. Our audit does not provide a legal determination of the Organization's compliance with the compliance requirements referred to above.

***Responsibilities of Management for Compliance***

Management is responsible for compliance with the requirements referred to above and for the design, implementation, and maintenance of effective internal control over compliance with the requirements of laws, statutes, regulations, rules and provisions of contracts or grant agreements applicable to the Organization's federal program.

### ***Auditors' Responsibilities for the Audit of Compliance***

Our objectives are to obtain reasonable assurance about whether material noncompliance with the compliance requirements referred to above occurred, whether due to fraud or error, and express an opinion on the Organization's compliance based on our audit. Reasonable assurance is a high level of assurance but is not absolute assurance and therefore is not a guarantee that an audit conducted in accordance with GAAS, *Government Auditing Standards*, and the Uniform Guidance will always detect material noncompliance when it exists. The risk of not detecting material noncompliance resulting from fraud is higher than for that resulting from error, as fraud may involve collusion, forgery, intentional omissions, misrepresentations, or the override of internal control. Noncompliance with the compliance requirements referred to above is considered material, if there is a substantial likelihood that, individually or in the aggregate, it would influence the judgment made by a reasonable user of the report on compliance about the Organization's compliance with the requirements of each major federal program as a whole.

In performing an audit in accordance with GAAS, *Government Auditing Standards*, and the Uniform Guidance, we:

- Exercise professional judgment and maintain professional skepticism throughout the audit.
- Identify and assess the risks of material noncompliance, whether due to fraud or error, and design and perform audit procedures responsive to those risks. Such procedures include examining, on a test basis, evidence regarding the Organization's compliance with the compliance requirements referred to above and performing such other procedures as we considered necessary in the circumstances.
- Obtain an understanding of the Organization's internal control over compliance relevant to the audit in order to design audit procedures that are appropriate in the circumstances and to test and report on internal control over compliance in accordance with the Uniform Guidance, but not for the purpose of expressing an opinion on the effectiveness of the Organization's internal control over compliance. Accordingly, no such opinion is expressed.

We are required to communicate with those charged with governance regarding, among other matters, the planned scope and timing of the audit and any significant deficiencies and material weaknesses in internal control over compliance that we identified during the audit.

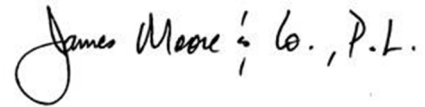
### **Report on Internal Control over Compliance**

*A deficiency in internal control over compliance* exists when the design or operation of a control over compliance does not allow management or employees, in the normal course of performing their assigned functions, to prevent, or detect and correct noncompliance with a type of compliance requirement of a federal program on a timely basis. *A material weakness in internal control over compliance* is a deficiency, or combination of deficiencies, in internal control over compliance, such that there is a reasonable possibility that material noncompliance with a type of compliance requirement of a federal program will not be prevented, or detected and corrected, on a timely basis. *A significant deficiency in internal control over compliance* is a deficiency, or a combination of deficiencies, in internal control over compliance with a type of compliance requirement of a federal program that is less severe than a material weakness in internal control over compliance, yet important enough to merit attention by those charged with governance.

Our consideration of internal control over compliance was for the limited purpose described in the Auditor's Responsibilities for the Audit of Compliance section above and was not designed to identify all deficiencies in internal control over compliance that might be material weaknesses or significant deficiencies in internal control over compliance. Given these limitations, during our audit we did not identify any deficiencies in internal control over compliance that we consider to be material weaknesses, as defined above. However, material weaknesses or significant deficiencies in internal control over compliance may exist that were not identified.

Our audit was not designed for the purpose of expressing an opinion on the effectiveness of internal control over compliance. Accordingly, no such opinion is expressed.

The purpose of this report on internal control over compliance is solely to describe the scope of our testing of internal control over compliance and the results of that testing based on the requirements of the Uniform Guidance. Accordingly, this report is not suitable for any other purpose.

A handwritten signature in cursive script that reads "James Moore & Co., P.L." The signature is written in black ink and is positioned to the right of the date and location text.

Daytona Beach, Florida  
December 15, 2025

**INDEPENDENT AUDITORS' REPORT ON INTERNAL CONTROL OVER FINANCIAL  
REPORTING AND ON COMPLIANCE AND OTHER MATTERS BASED ON AN AUDIT OF  
FINANCIAL STATEMENTS PERFORMED IN ACCORDANCE WITH *GOVERNMENT  
AUDITING STANDARDS***

To the Governing Board,  
Volusia-Flagler Transportation Planning Organization:

We have audited, in accordance with auditing standards generally accepted in the United States of America and the standards applicable to the financial audits contained in *Government Auditing Standards* issued by the Comptroller General of the United States (*Government Auditing Standards*), the financial statements of the governmental activities and major funds of the Volusia-Flagler Transportation Planning Organization (the Organization), as of and for the year ended June 30, 2025, and the related notes to the financial statements, which collectively comprise the Organization's basic financial statements and have issued our report thereon dated December 15, 2025.

***Report on Internal Control over Financial Reporting***

In planning and performing our audit of the financial statements, we considered the Organization's internal control over financial reporting (internal control) as a basis for designing audit procedures that are appropriate in the circumstances for the purpose of expressing our opinions on the financial statements, but not for the purpose of expressing an opinion on the effectiveness of the Organization's internal control. Accordingly, we do not express an opinion on the effectiveness of the Organization's internal control.

A *deficiency in internal control* exists when the design or operation of a control does not allow management or employees in the normal course of performing their assigned functions, to prevent, or detect and correct misstatements on a timely basis. A *material weakness* is a deficiency, or a combination of deficiencies, in internal control, such that there is a reasonable possibility that a material misstatement of the entity's financial statements will not be prevented, or detected and corrected on a timely basis. A *significant deficiency* is a deficiency, or a combination of deficiencies, in internal control that is less severe than a material weakness, yet important enough to merit attention by those charged with governance.

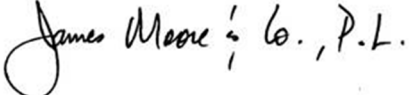
Our consideration of internal control was for the limited purpose described in the first paragraph of this section and was not designed to identify all deficiencies in internal control that might be material weaknesses or significant deficiencies. Given these limitations, during our audit we did not identify any deficiencies in internal control that we consider to be material weaknesses. However, material weaknesses or significant deficiencies may exist that were not identified.

### ***Report on Compliance and Other Matters***

As part of obtaining reasonable assurance about whether the Organization's financial statements are free of material misstatement, we performed tests of its compliance with certain provisions of laws, regulations, contracts, and grant agreements, noncompliance with which could have a direct and material effect on the financial statements. However, providing an opinion on compliance with those provisions was not an objective of our audit and, accordingly, we do not express such an opinion. The results of our tests disclosed no instances of noncompliance or other matters that are required to be reported under *Government Auditing Standards*.

### **Purpose of this Report**

The purpose of this report is solely to describe the scope of our testing of internal control and compliance and the results of that testing, and not to provide an opinion on the effectiveness of the entity's internal control or on compliance. This report is an integral part of an audit performed in accordance with *Government Auditing Standards* in considering the entity's internal control and compliance. Accordingly, this communication is not suitable for any other purpose.

A handwritten signature in black ink that reads "James Moore & Co., P.L." The signature is written in a cursive style with a large initial 'J'.

Daytona Beach, Florida  
December 15, 2025



**INDEPENDENT AUDITORS' MANAGEMENT LETTER REQUIRED  
BY CHAPTER 10.550, RULES OF THE STATE OF FLORIDA  
OFFICE OF THE AUDITOR GENERAL**

To the Governing Board,  
Volusia-Flagler Transportation Planning Organization:

**Report on the Financial Statements**

We have audited the financial statements of Volusia-Flagler Transportation Planning Organization (the Organization), as of and for the fiscal year ended June 30, 2025, and have issued our report thereon dated December 15, 2025.

**Auditors' Responsibility**

We conducted our audit in accordance with auditing standards generally accepted in the United States of America; the standards applicable to financial audits contained in *Government Auditing Standards*, issued by the Comptroller General of the United States; the audit requirements of Title 2 U.S. Code of Federal Regulations Part 200, *Uniform Administrative Requirements, Cost Principles and Audit Requirements of Federal Awards* (Uniform Guidance), and Chapter 10.550, Rules of the State of Florida Office of the Auditor General.

**Other Reporting Requirements**

We have issued our Independent Auditors' Report on Internal Control over Financial Reporting and Compliance and Other Matters Based on an Audit of Financial Statements Performed in Accordance with *Government Auditing Standards*; Independent Auditors' Report on Compliance for Each Major Federal Program and Report on Internal Control over Compliance; Schedule of Findings and Questioned Costs; and Independent Accountants' Report on an examination conducted in accordance with *AICPA Professional Standards*, AT-C Section 315, regarding compliance requirements in accordance with Chapter 10.550, Rules of the Auditor General. Disclosures in those reports and schedule, which are dated December 15, 2025, should be considered in conjunction with this management letter.

**Prior Audit Findings**

Section 10.554(1)(i)1., Rules of the Auditor General, requires that we determine whether or not corrective actions have been taken to address findings and recommendations made in the preceding annual financial audit report. The following is a summary of prior year findings and recommendations:

**2024-001 Audit Adjustments** — Corrective action taken.

**Official Title and Legal Authority**

Section 10.554(1)(i)4., Rules of the Auditor General, requires that the name or official title and legal authority for the primary government and each component unit of the reporting entity be disclosed in this management letter, unless disclosed in the notes to the financial statements. The legal authority for the primary government of the reporting entity is disclosed in Note 1 of the basic financial statements.

## **Financial Condition and Management**

Section 10.554(1)(i)5.a. and 10.556(7), Rules of the Auditor General, require us to apply appropriate procedures and communicate the results of our determination as to whether or not the Organization met one or more of the conditions described in Section 218.503(1), Florida Statutes, and to identify the specific conditions met. In connection with our audit, we determined that the Organization, did not meet any of the conditions described in Section 218.503(1), Florida Statutes.

Pursuant to Sections 10.554(1)(i)5.b. and 10.556(8), Rules of the Auditor General, we applied financial condition assessment procedures for the Organization. It is management's responsibility to monitor the Organization's financial condition, and our financial condition assessment was based in part on representations made by management and the review of financial information provided by same.

Section 10.554(1)(i)2., Rules of the Auditor General, requires that we communicate any recommendations to improve financial management. In connection with our audit, we did not have such recommendations:

## **Special District Component Units**

Section 10.554(1)(i)5.c., Rules of the Auditor General, requires, if appropriate, that we communicate the failure of a special district that is a component unit of a county, municipality, or special district, to provide the financial information necessary for proper reporting of the component unit within the audited financial statements of the county, municipality, or special district in accordance with Section 218.39(3)(b), Florida Statutes. In connection with our audit, we did not note any special district component units that failed to provide the necessary information for proper reporting in accordance with Section 218.39(3)(b), Florida Statutes.

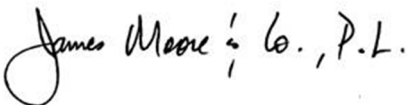
## **Additional Matters**

Section 10.554(1)(i)3., Rules of the Auditor General, requires us to communicate noncompliance with provisions of contracts or grant agreements, or abuse, that have occurred, or are likely to have occurred, that have an effect on the financial statements that is less than material but which warrants the attention of those charged with governance. In connection with our audit, we did not have any such findings.

## **Purpose of this Letter**

Our management letter is intended solely for the information and use of the Legislative Auditing Committee, members of the Florida Senate and Florida House of Representatives, the Florida Auditor General, Federal and other granting agencies, Organization Board, management, others within the Organization, and pass-through entities and is not intended to be and should not be used by anyone other than these specified parties.

Daytona Beach, Florida  
December 15, 2025

James Moore & Co., P.L.

**INDEPENDENT ACCOUNTANTS' EXAMINATION REPORT**

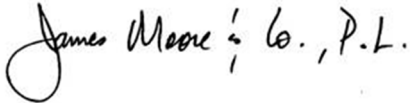
To the Governing Board,  
Volusia-Flagler Transportation Planning Organization:

We have examined the Volusia-Flagler Transportation Planning Organization's (the Organization) compliance with Section 218.415, Florida Statutes, *Local Government Investment Policies*, for the year ended June 30, 2025. Management is responsible for the Organization's compliance with those requirements. Our responsibility is to obtain reasonable assurance by evaluating the Organization's investment policies against Section 218.415, Florida Statutes, *Local Government Investment Policies*, to determine the Organization's compliance and performing other procedures to obtain sufficient appropriate audit evidence to express an opinion that conveys the results of our evaluation based on our examination.

Our examination was conducted in accordance with attestation standards for a direct examination established by the American Institute of Certified Public Accountants. Those standards require that we obtain reasonable assurance by evaluating the Organization's investment policies against Section 218.415, Florida Statutes, *Local Government Investment Policies*, and performing procedures to obtain sufficient appropriate evidence to express an opinion that conveys the result of our measurement or evaluation of the Organization's compliance for the year ended June 30, 2025. The nature, timing, and extent of the procedures selected depend on our judgment, including an assessment of risks of material noncompliance with those requirements, whether due to fraud or error. We believe that the evidence we obtained is sufficient and appropriate to provide a reasonable basis for our opinion.

We are required to be independent of the Organization, and to meet our other ethical responsibilities, in accordance with relevant ethical requirements relating to our examination engagement.

In our opinion, the Organization complied with the aforementioned requirements for the year ended June 30, 2025, in all material respects.



Daytona Beach, Florida  
December 15, 2025