

WE'VE BEEN WORKING ON THE RAILROAD



Technical Advisory Committee



Agenda



- Call to Order
- Pledge of Allegiance
- Confirmation of Quorum
- Agenda Review – Tawny Olore, P.E.

Agenda Review



- Adoption of meeting minutes
- Chairman's Report
- Phase 1 Project Update
- Phase 2 Project Update
- Phase 3 Project Update
- Committee Member Comments
- Public Comments
- Next Meeting
- Adjournment



Action Items



- Adoption of September 3, 2014 meeting minutes



Chairman's Report – Jim Harrison

Project Update

Conductor's Report - September 2014

Station	Boardings										
	Total	9/2/2014	9/3/2014	9/4/2014	9/5/2014	9/8/2014	9/9/2014	9/10/2014	9/11/2014	9/12/2014	9/15/2014
DeBary	8019	342	380	356	352	341	370	391	354	352	452
Sanford	4318	168	224	191	217	183	178	210	208	199	201
Lake Mary	5753	268	257	264	306	270	296	252	269	246	262
Longwood	4220	196	198	185	187	197	202	206	205	208	197
Altamonte Springs	4631	235	247	222	229	203	240	224	213	214	207
Maitland	2671	132	126	112	126	122	135	149	150	138	130
Winter Park	6439	292	297	292	359	277	338	259	250	340	258
Florida Hospital	3585	184	188	169	157	158	182	208	160	130	187
LYNX	7192	363	343	323	338	327	328	354	326	295	303
Church Street	6422	312	334	271	305	308	276	372	302	308	320
Orlando Amtrak	2720	145	149	201	121	118	142	146	105	118	127
Sand Lake Road	7977	<u>409</u>	<u>375</u>	<u>340</u>	<u>377</u>	<u>359</u>	<u>387</u>	<u>383</u>	<u>366</u>	<u>353</u>	<u>410</u>
Total	63947	3046	3118	2926	3074	2863	3074	3154	2908	2901	3054
Average	3045										
9/16/2014	9/17/2014	9/18/2014	9/19/2014	9/22/2014	9/23/2014	9/24/2014	9/25/2014	9/26/2014	9/29/2014	9/30/2014	
375	362	406	377	387	393	378	436	469	338	408	
202	218	215	226	212	185	212	274	201	181	213	
266	275	301	283	245	233	280	378	281	263	258	
207	210	203	217	180	214	183	245	170	206	204	
199	223	214	211	196	204	211	270	225	214	230	
100	114	129	118	115	143	144	156	104	95	133	
276	288	284	377	207	353	323	408	361	247	353	
174	166	173	144	171	177	165	181	178	146	187	
406	363	377	350	351	381	321	336	346	334	327	
330	308	284	303	282	317	283	345	276	267	319	
122	116	144	115	108	119	137	123	122	107	135	
<u>415</u>	<u>389</u>	<u>380</u>	<u>394</u>	<u>404</u>	<u>352</u>	<u>360</u>	<u>392</u>	<u>364</u>	<u>363</u>	<u>405</u>	
3072	3032	3110	3115	2858	3071	2997	3544	3097	2761	3172	

Project Update

ADA, OTP and Bicycles

Station	ADA Ons	ADA Offs
DeBary	21	66
Sanford	14	14
Lake Mary	17	11
Longwood	21	12
Altamonte Springs	20	17
Maitland	8	8
Winter Park	71	23
Florida Hospital	5	14
LYNX	12	18
Church Street	20	20
Orlando Amtrak	18	24
Sand Lake Road	95	96
Total	322	323
Average	15.33	15.38

Conductor's Report	
Day	OTP
9/2/2014	100.00%
9/3/2014	100.00%
9/4/2014	44.00%
9/5/2014	100.00%
9/8/2014	94.00%
9/9/2014	100.00%
9/10/2014	88.00%
9/11/2014	88.00%
9/12/2014	91.00%
9/15/2014	97.00%
9/16/2014	97.00%
9/17/2014	100.00%
9/18/2014	100.00%
9/19/2014	100.00%
9/22/2014	88.00%
9/23/2014	100.00%
9/24/2014	100.00%
9/25/2014	85.00%
9/26/2014	94.00%
9/29/2014	100.00%
9/30/2014	94.00%
Average	93.33%

Station	Bicycle Ons	Bicycle Off's
DeBary	437	412
Sanford	419	356
Lake Mary	362	392
Longwood	529	526
Altamonte Springs	327	367
Maitland	232	324
Winter Park	279	277
Florida Hospital	270	280
LYNX	434	379
Church Street	257	183
Orlando Amtrak	182	103
Sand Lake Road	545	610
Total	4273	4209
Average	203	200

ADA: Holding steady
 Bikes: Slight increase
 OTP: Steady climb



Project Update

Ridership

SunRail Weekly Parking Lot Counts September 26, 2014

Location	Capacity	# of Vehicles Present	Percentage	Bikes Racks
DeBary Station	275	160	58.2%	3
Sanford Station	232	42	18.1%	0
Lake Mary Station	315	81	25.7%	5
Longwood Station	260	44	16.9%	0
Altamonte Springs Station	326	31	9.5%	1
Maitland Station	125	28	22.4%	2
Sand Lake Road Station	429	57	13.3%	3
	1962	443	22.6%	



Revenue Ridership

■ Revenue Service

- Average daily boardings through Sept. 1: **3,892**
 - Average ADA boardings through Sept. 1: **15.45**
 - Average bike boardings through Sept. 1: **191.75**
 - Average On Time Performance through Sept. 1: **90.69%**
- FTA daily boarding goal for first year of revenue service: 4,300
- Winter Park, Church Street, DeBary and Sand Lake Road most popular stations system-wide
- Customer Service concerns? Call 1-855-RAIL-411 (1-855-724-5411)



Project Update Technology



- TVMs and TVUs deployed and functioning
 - Software and hardware fixes deployed to speed response times, debug system
 - Sporadic connectivity issues pending cable fixes
 - Three-person team on 24/7 call at stations
 - Weekend ticket purchases disabled
- On-board ticket validators
 - Software tweaks in development
 - Conductors must check at least 25 percent of tickets

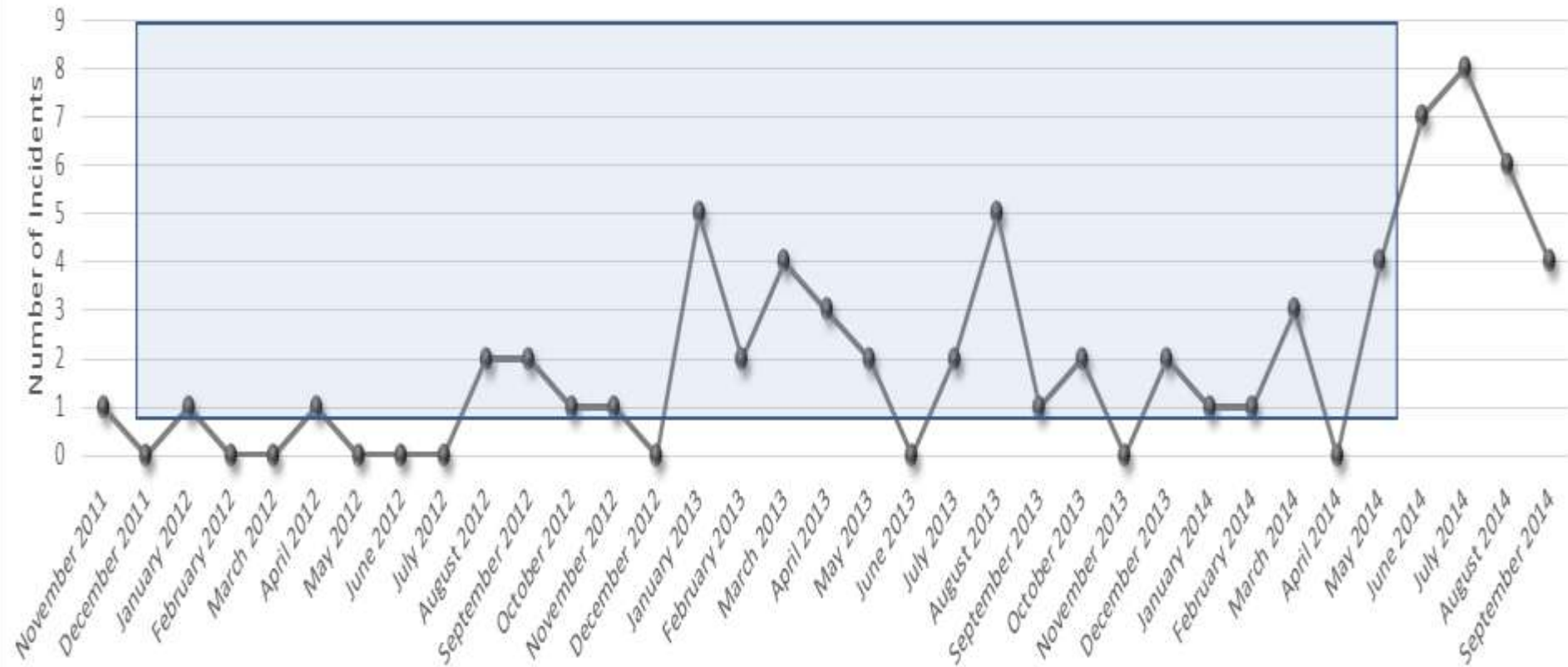
Project Update

Safety Outreach

- Focusing on high trespass locations and grade crossings
 - Completing safety enhancement upgrade designs, including five miles of additional fencing along corridor
- Reaching out to community First Responders for enforcement
 - FDOT still contracted with FHP through October for grade crossing enforcement
- First Responder training continuing



TOTAL INCIDENTS / ACCIDENTS ON CFRC CORRIDOR

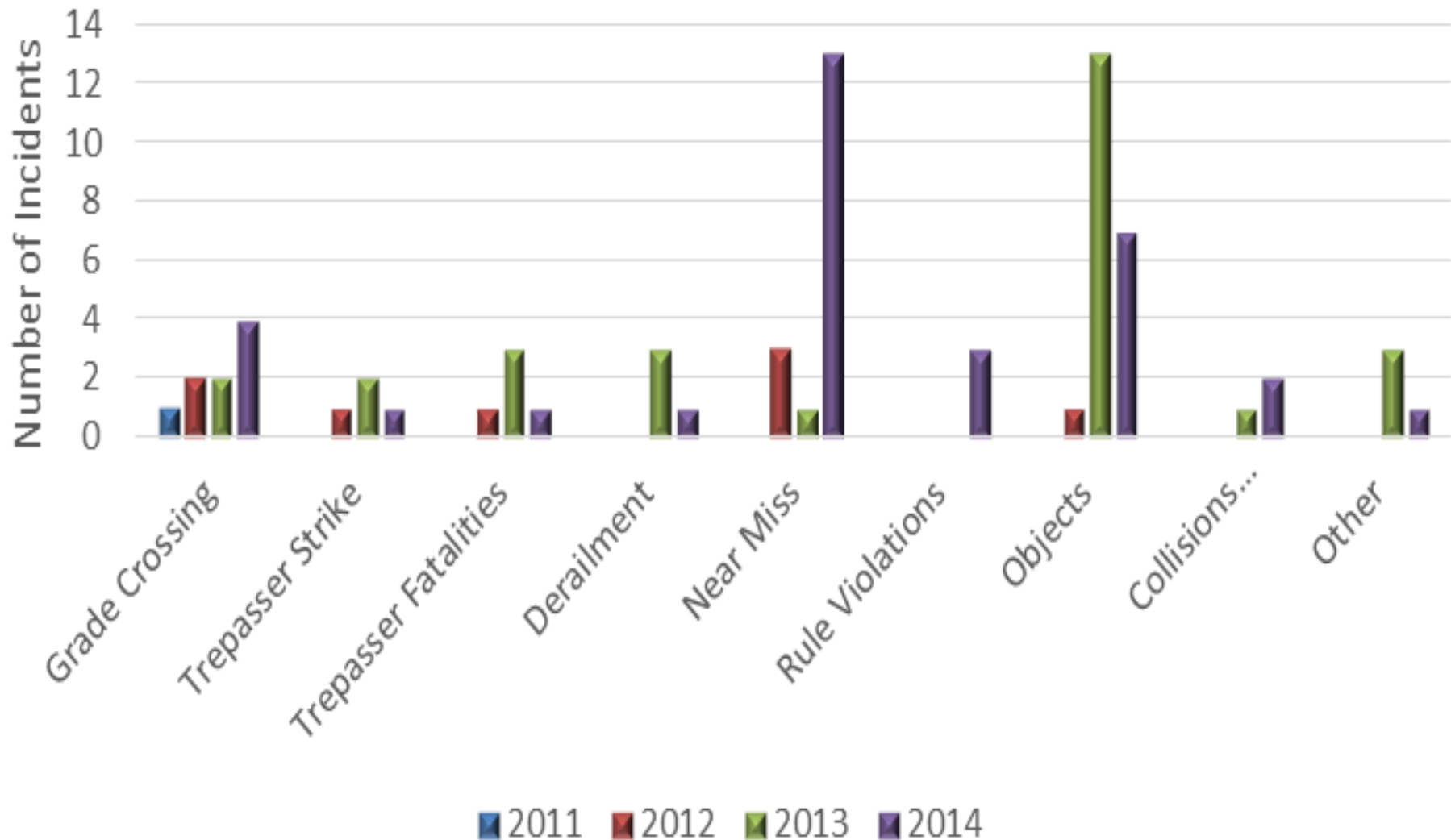


INCIDENTS / ACCIDENTS ON CFRC CORRIDOR

TYPE	2011	2012	2013	2014	TOTAL
Grade Crossing	1	2	2	4	9
Trepasser Strike	0	1	2	1	4
Trepasser Fatalities	0	1	3	1	5
Derailment	0	0	3	1	4
Near Miss	0	3	1	13	17
Rule Violations	0	-	-	3	3
Objects	0	1	13	7	21
Collisions (Train, Cars and OTE)	0	0	1	2	3
Other	0	0	3	1	4
TOTAL	1	8	28	33	70



INCIDENTS / ACCIDENTS ON CFRC CORRIDOR



Project Update

Service Enhancements

- Additional cars on existing trainsets
 - Monitoring ridership on a daily basis
 - Adding third cars when train exceeds 85% capacity and for special events, such as school closings
- Additional cars from South Florida
 - Developing white paper to explore challenges/opportunities
- Evening and Weekend Service
 - Identifying additional funding sources, local, federal and railroad agreement implications, vehicle needs, etc.
 - Analysis complete by end of the year
- Tweeting out service disruptions
 - Integrating into 511
 - www.SunRail.com alerts planned



Project Update

LYNX Boardings

LYNX Average Daily Boardings/Alightings by SunRail Station

	May	June	July	August
	9d	21d	22d	21d
SunRail Station				
Sanford	399	340	243	382
Lake Mary	40	68	83	72
Longwood	23	36	29	34
Altamonte Springs	81	106	116	123
Maitland	10	28	20	18
Winter Park	152	182	203	192
Florida Hospital/Health Village	133	165	155	190
LYNX Central Station				
Church Street Station				
Orlando Health/Amtrak	30	28	18	17
Sand Lake	134	203	196	206
Total - Average Daily Station Activity	1,002	1,156	1,063	1,234



Project Update


Marketing and Business Development



- Scorecards
 - Safety outreach
 - Advertising
 - Pass sales
 - Marketing
 - Shuttle facilitation
 - TOD
 - Public Involvement
- Long-term marketing campaign in development for Fall deployment

Project Update

- Event notification
 - Contact Customer Service at 855-724-5411 (855-RAIL-411)
- Customer Service Advisory Committee appointments
 - Appointments required by local funding partners
 - Established within first year of operation; meets quarterly
 - 8 members – 2 each appointed by Volusia, Seminole and Orange counties and the city of Orlando; ratified by the Central Florida Commuter Rail Commission
 - Riders who use the system at least three days a week
 - Acts in an advisory capacity to CFCRC and FDOT



Project Update

Phase 2 South

- \$63M included in President's budget March 4, 2014
 - Down payment on FFGA
- Responding to FTA comments on SSCR Workshop
- Responding to FTA comments on FY 16 Re-Rating & Evaluation Package
- Ongoing coordination with locals on upgrade options
- JUAs under review by locals
 - Anticipate Board approvals in October



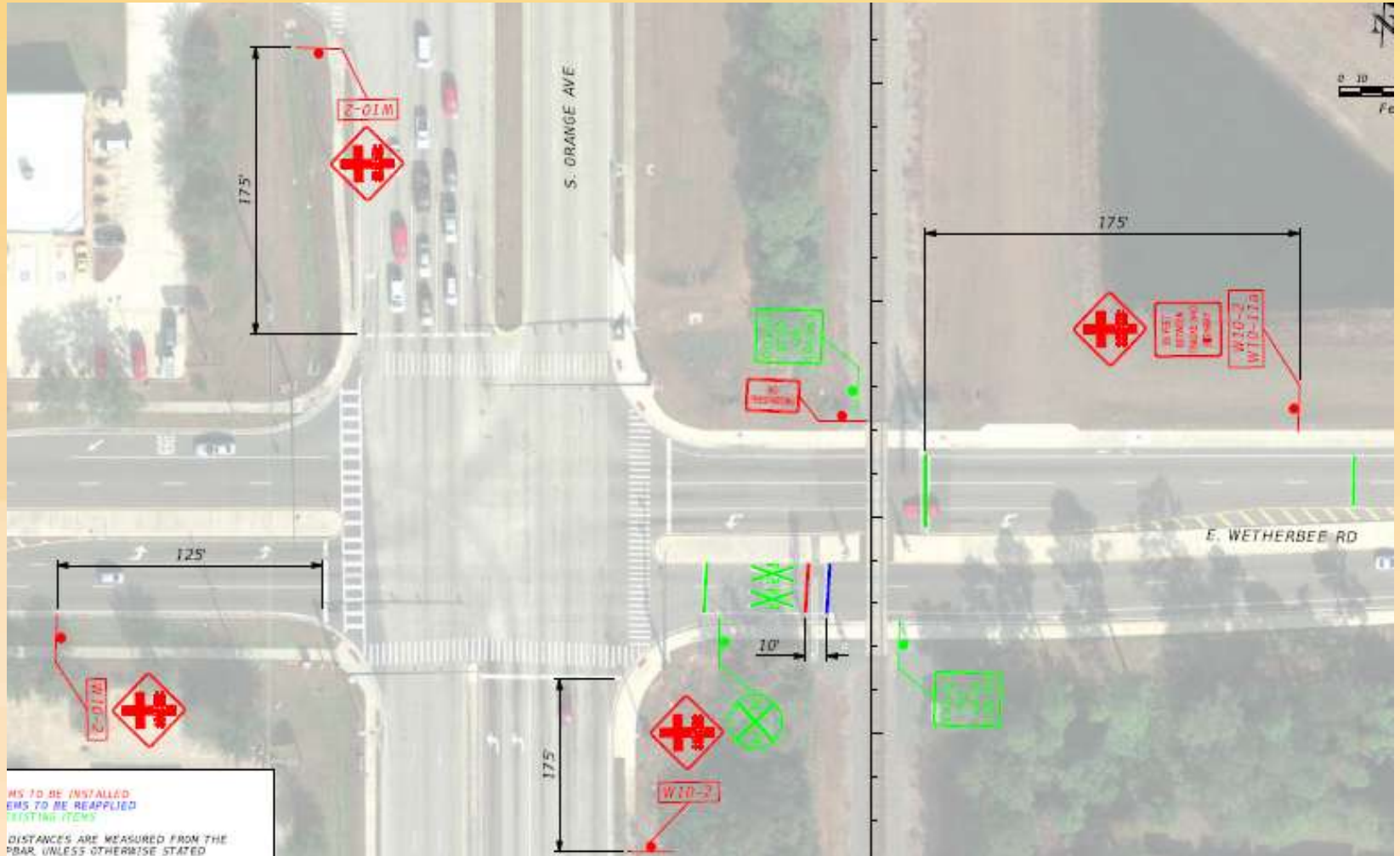
Project Update

Phase 2 North

- Preliminary Engineering underway – 30% PE plans anticipated in Nov.
- Coordinating two site plan options at DeLand Station with county/city staff and property owner
- Responding to FTA comments on FY 16 Rating & Evaluation Package
- County Council Update Oct. 2nd
- Anticipate applying for Small Starts Grant Agreement – 1st Quarter 2015



Grade Crossing Review MUTCD Assessment



Project Update

Safety – Engineering Studies

- Florida Administrative Rule: 14-57
- If signalized intersection is within 200', must have pre-emption.
- If signalized intersection is between 200' and 500', must have engineering study.

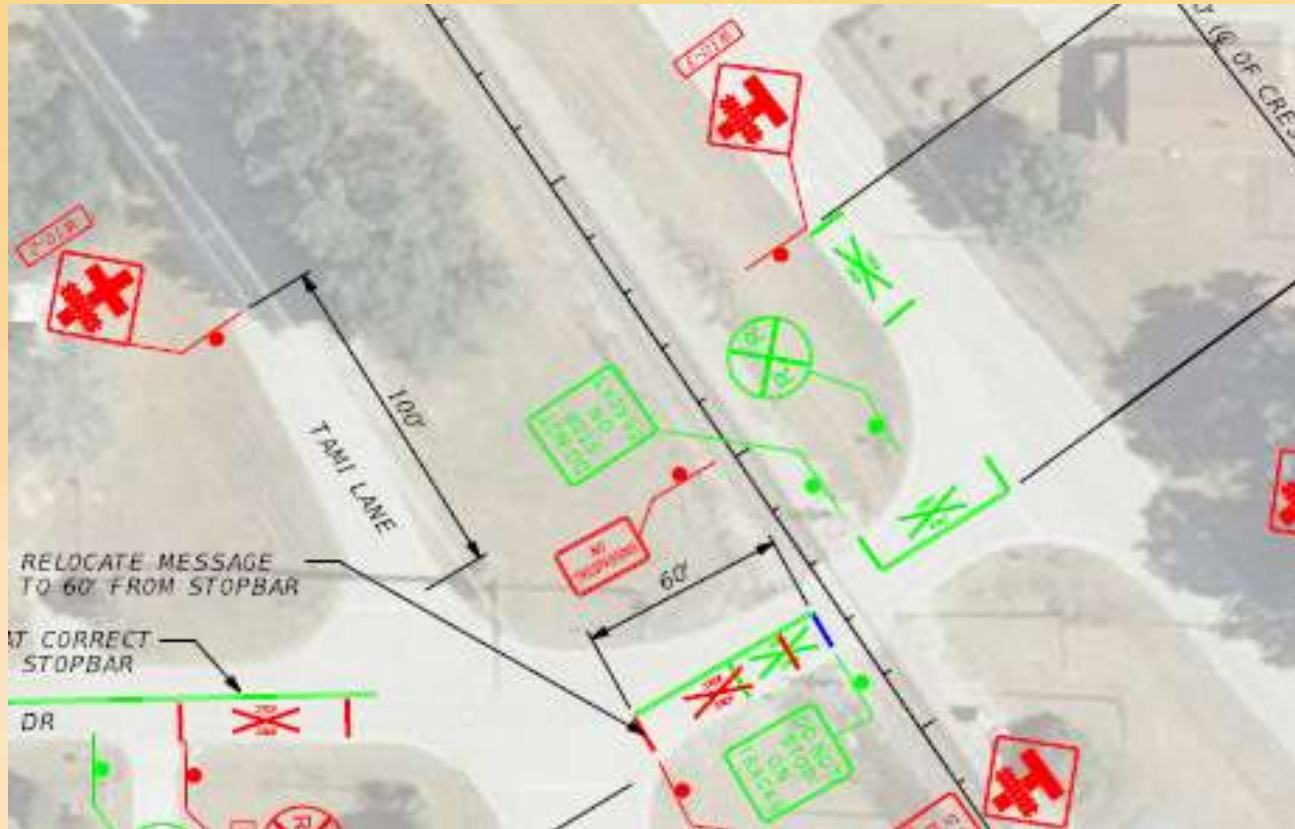
Project Update

Safety – Engineering Studies

Hazard ID	System	Sub-System	Sub-System	Potential Hazard Description	Field Side Rail to Stop Bar	Field Side Rail to Stop Sign	Field Side Rail to Curb	Signalized Intersection
QA-005	Traffic Control Devices-Queuing Assessment	A 800.77	E. Wetherbee Rd.	Potential for motor vehicles stopped on tracks.	108'	N/A	125'	Yes

Project Update

Reconfiguration of Short Storage Areas



Project Update

Phase 3 to OIA

- Request to Enter Project Development submitted to FTA on June 17, 2014
 - 5.5 mile extension of SunRail approximately 1.5 miles north of proposed Phase 2 Meadow Woods station
 - 3.5 miles utilizing existing track owned by City of Orlando
 - 2 miles on a new alignment within OIA property
- Connects with planned \$215 million intermodal center at OIA
 - All Aboard Florida (OIA to Miami)



Comments

- Committee member comments
- Public Comments
- Next Meeting
- Adjournment



Follow us at www.sunrail.com



[twitter@RideSunRail](https://twitter.com/RideSunRail)



facebook.com/RideSunRail



youtube.com/RideSunRail



flickr.com/photos/RideSunRail