



# River to Sea TPO QAC Meeting

**October 18, 2023**  
**9:30 am**



**QAC Meeting  
October 18, 2023**

## **I. Call to Order/Roll Call/Determination of Quorum**



**QAC Meeting  
October 18, 2023**

## **II. Public Comment/Participation**



## **QAC Meeting October 18, 2023**

### **III. ACTION ITEMS**

**A. Review and Approval of the July 12, 2023 QAC Meeting Minutes**



**QAC Meeting  
July 12, 2023**

### **III. ACTION ITEMS**

**B. REVIEW AND COMMENT ON THE FY 2022/23 ANNUAL  
OPERATING REPORT (AOR)**



# CTC Organization

County: Volusia

Fiscal Year: 7/1/2022 - 6/30/2023

CTC Status: Submitted

CTD Status: Under Review

Date Initiated: 8/9/2023

**CTC Organization Name:** County of Volusia d/b/a VOTRAN

**Address:** 950 Big Tree Road

**City:** South Daytona

**State:** FL

**Zip Code:** 32119

**Organization Type:** County

**Network Type:** Partial Brokerage

**Operating Environment:** Urban

**Transportation Operators:** Yes

**Number of Transportation Operators:** 5

**Coordination Contractors:** Yes

**Number of Coordination Contractors:** 4

**Provide Out of County Trips:** No

**Local Coordinating Board (LCB) Chairperson:** Matt Reinhart

**CTC Contact:** Bobbie King

**CTC Contact Title:** Transit Services Director

**CTC Contact Email:** bgking@volusia.org

**Phone:** (386) 804-2616

## CTC Certification

I, Bobbie King, as the authorized Community Transportation Coordinator (CTC) Representative, hereby certify, under the penalties of perjury as stated in Chapter 837.06, F.S., that the information contained in this report is true, accurate, and in accordance with the accompanying instructions.

CTC Representative (signature): \_\_\_\_\_

## LCB Certification

I, Matt Reinhart, as the Local Coordinating Board Chairperson, hereby, certify in accordance with Rule 41-2.007(6), F.A.C. that the Local Coordinating Board has reviewed this report and the Planning Agency has received a copy.

LCB Chairperson (signature): \_\_\_\_\_



## Organization – Coordination Contractor

**County:** Volusia

**CTC Status:** Submitted

**CTC Organization:** County of Volusia d/b/a VOTRAN

**Fiscal Year:** 7/1/2022 - 6/30/2023

**Upload Date:** 9/18/2023

---

**Coordination Contractor Name:** Duvall Homes Inc  
**Address:** 827 S Spring Garden Ave  
**City:** Deland  
**State:** FL  
**Zip Code:** 32720  
**Organization Type:** Private Non Profit  
**Operating Environment:** Urban  
**Provide Out of County Trips:** Yes  
**Who Do You Serve:** Residents  
**Contact Person:** Lisa Herring  
**Contact Title:** Administrative Assistant/Transportation Manager  
**Contact Email:** lherring@duvallhomes.org  
**Phone:** (386) 734-2874

### Coordination Contractor Certification

By submission of this form, I, Lisa Herring, as the authorized representative of Duvall Homes Inc , hereby certify, under the penalties of perjury as stated in Chapter 837.06, F.S., that the information contained in this report is true, accurate, and in accordance with the accompanying instructions.

CTC Representative (signature): \_\_\_\_\_



## Organization – Coordination Contractor

**County:** Volusia

**CTC Status:** Submitted

**CTC Organization:** County of Volusia d/b/a VOTRAN

**Fiscal Year:** 7/1/2022 - 6/30/2023

**Upload Date:** 9/18/2023

---

**Coordination Contractor Name:** Good Samaritan Society DB  
**Address:** N/A  
**City:** N/A  
**State:** FL  
**Zip Code:** 32114  
**Organization Type:** Private Non Profit  
**Operating Environment:** Urban  
**Provide Out of County Trips:** No  
**Who Do You Serve:** N/A - Company desolved  
**Contact Person:** N/A - Company desolved  
**Contact Title:** N/A - Company desolved  
**Contact Email:** ssmith@good-sam.com  
**Phone:** (386) 253-6791

### Coordination Contractor Certification

By submission of this form, I, N/A - Company desolved, as the authorized representative of Good Samaritan Society DB , hereby certify, under the penalties of perjury as stated in Chapter 837.06, F.S., that the information contained in this report is true, accurate, and in accordance with the accompanying instructions.

CTC Representative (signature): \_\_\_\_\_





## Organization – Coordination Contractor

**County:** Volusia

**CTC Status:** Submitted

**CTC Organization:** County of Volusia d/b/a VOTRAN

**Fiscal Year:** 7/1/2022 - 6/30/2023

**Upload Date:** 9/18/2023

---

**Coordination Contractor Name:** Good Samaritan Florida Lutheran Deland  
**Address:** N/A  
**City:** N/A  
**State:** FL  
**Zip Code:** 32724  
**Organization Type:** Private Non Profit  
**Operating Environment:** Urban  
**Provide Out of County Trips:** No  
**Who Do You Serve:** N/A - Company desolved  
**Contact Person:** N/A - Company desolved  
**Contact Title:** N/A - Company desolved  
**Contact Email:** klannooWgood-san.com  
**Phone:** (386) 740-7269

### Coordination Contractor Certification

By submission of this form, I, N/A - Company desolved, as the authorized representative of Good Samaritan Florida Lutheran Deland , hereby certify, under the penalties of perjury as stated in Chapter 837.06, F.S., that the information contained in this report is true, accurate, and in accordance with the accompanying instructions.

CTC Representative (signature): \_\_\_\_\_



## Organization – Coordination Contractor

**County:** Volusia

**CTC Status:** Submitted

**CTC Organization:** County of Volusia d/b/a VOTRAN

**Fiscal Year:** 7/1/2022 - 6/30/2023

**Upload Date:** 9/18/2023

---

**Coordination Contractor Name:** Conklin Davis Center for the Visually Impaired  
**Address:** 405 White St  
**City:** Daytona Beach  
**State:** FL  
**Zip Code:** 32114  
**Organization Type:** Private Non Profit  
**Operating Environment:** Urban  
**Provide Out of County Trips:** No  
**Who Do You Serve:** Visually Impaired Clients  
**Contact Person:** Ronee David  
**Contact Title:** CEO  
**Contact Email:** rdavid@conklindavis.org  
**Phone:** (386) 258-3441

### Coordination Contractor Certification

By submission of this form, I, Ronee David, as the authorized representative of Conklin Davis Center for the Visually Impaired, hereby certify, under the penalties of perjury as stated in Chapter 837.06, F.S., that the information contained in this report is true, accurate, and in accordance with the accompanying instructions.

CTC Representative (signature): \_\_\_\_\_



## CTC Trips

County: Volusia

CTC Status: Submitted

CTC Organization: County of Volusia  
d/b/a VOTRAN

Fiscal Year: 07/01/2022 - 06/30/2023

CTD Status: Under Review

	Selected Reporting Period			Previous Reporting Period		
	CTC & Transportation Operators	Coordination Contractors	Total	CTC & Transportation Operators	Coordination Contractors	Total
<b>Service Type - One Way</b>						
Fixed Route/Fixed Schedule						
Daily Pass Trips	0	N/A	0	0	N/A	0
Weekly Pass Trips	0	N/A	0	0	N/A	0
Monthly Pass Trips	0	N/A	0	0	N/A	0
Deviated Fixed Route Service	0	N/A	0	0	N/A	0
Complementary ADA Service	0	N/A	0	0	N/A	0
Paratransit						
Ambulatory	139,782	37,635	177,417	90,964	35,060	126,024
Non-Ambulatory	45,040	6,384	51,424	39,258	5,262	44,520
Stretcher	0	0	0	0	0	0
Transportation Network Companies	0	N/A	0	0	N/A	0
Taxi	36,371	N/A	36,371	17,003	N/A	17,003
School Board (School Bus)	0	N/A	0	0	N/A	0
Volunteers	0	N/A	0	0	N/A	0
<b>Total - Service Type</b>	<b>221,193</b>	<b>44,019</b>	<b>265,212</b>	<b>147,225</b>	<b>40,322</b>	<b>187,547</b>
<b>Contracted Transportation Operator</b>						
How many of the total trips were provided by Contracted Transportation Operators? (If the CTC provides transportation services, do not include the CTC)	88,758	N/A	88,758	68,856	N/A	68,856
<b>Total - Contracted Transportation Operator Trips</b>	<b>88,758</b>	<b>0</b>	<b>88,758</b>	<b>68,856</b>	<b>0</b>	<b>68,856</b>
<b>Revenue Source - One Way</b>						
Agency for Health Care Administration (AHCA)	0	0	0	0	0	0
Agency for Persons with Disabilities (APD)	0	0	0	0	0	0
Comm for the Transportation Disadvantaged (CTD)	30,629	N/A	30,629	27,039	N/A	27,039
Dept of Economic Opportunity (DEO)	0	0	0	0	0	0
Dept of Children and Families (DCF)	0	0	0	0	0	0
Dept of Education (DOE)	6,721	0	6,721	9,022	0	9,022
Dept of Elder Affairs (DOEA)	0	0	0	0	0	0
Dept of Health (DOH)	0	0	0	0	0	0
Dept of Juvenile Justice (DJJ)	0	0	0	0	0	0
Dept of Transportation (DOT)	105,532	0	105,532	99,363	0	99,363
Local Government	61,332	0	61,332	10,352	0	10,352
Local Non-Government	16,979	44,019	60,998	1,449	40,322	41,771
Other Federal & State Programs	0	0	0	0	0	0
<b>Total - Revenue Source</b>	<b>221,193</b>	<b>44,019</b>	<b>265,212</b>	<b>147,225</b>	<b>40,322</b>	<b>187,547</b>



## CTC Trips (cont'd)

County: Volusia

CTC Status: Submitted

CTC Organization: County of Volusia  
d/b/a VOTRAN

Fiscal Year: 07/01/2022 - 06/30/2023

CTD Status: Under Review

	Selected Reporting Period			Previous Reporting Period		
	CTC & Transportation Operators	Coordination Contractors	Total	CTC & Transportation Operators	Coordination Contractors	Total
<b>Passenger Type - One Way</b>						
Older Adults	4,068	37,182	41,250	91,280	32,717	123,997
Children At Risk	0	0	0	0	0	0
Persons With Disabilities	217,125	6,837	223,962	55,945	7,605	63,550
Low Income	0	0	0	0	0	0
Other	0	0	0	0	0	0
<b>Total - Passenger Type</b>	<b>221,193</b>	<b>44,019</b>	<b>265,212</b>	<b>147,225</b>	<b>40,322</b>	<b>187,547</b>
<b>Trip Purpose - One Way</b>						
Medical	85,223	3,382	88,605	66,728	3,997	70,725
Employment	52,345	14	52,359	27,849	7	27,856
Education/Training/Daycare	49,822	31,437	81,259	29,870	7,546	37,416
Nutritional	13,489	386	13,875	7,386	80	7,466
Life-Sustaining/Other	20,314	8,800	29,114	15,392	28,692	44,084
<b>Total - Trip Purpose</b>	<b>221,193</b>	<b>44,019</b>	<b>265,212</b>	<b>147,225</b>	<b>40,322</b>	<b>187,547</b>
<b>Unduplicated Passenger Head Count (UDPHC)</b>						
UDPHC	3,512	8,803	12,315	2,876	8,321	11,197
<b>Total - UDPHC</b>	<b>3,512</b>	<b>8,803</b>	<b>12,315</b>	<b>2,876</b>	<b>8,321</b>	<b>11,197</b>
<b>Unmet &amp; No Shows</b>						
Unmet Trip Requests	0	N/A	0	0	N/A	0
No Shows	9,400	N/A	9,400	825	N/A	825
<b>Customer Feedback</b>						
Complaints	377	N/A	377	146	N/A	146
Commendations	263	N/A	263	148	N/A	148

Date Created	Created By	User Role	Date Modified	Modified By	Comment
--------------	------------	-----------	---------------	-------------	---------



## Coordination Contractor Trips

County: Volusia

CTC Status: Submitted

CTC Organization: County of Volusia  
d/b/a VOTRAN

Fiscal Year: 07/01/2022 - 06/30/2023

Upload Date: 9/18/2023

Coordination Contractor: Duvall Homes Inc

	Selected Reporting Period	Previous Reporting Period
	Coordination Contractors	Coordination Contractors
<b>Service Type - One Way</b>		
Fixed Route/Fixed Schedule		
Daily Pass Trips	N/A	N/A
Weekly Pass Trips	N/A	N/A
Monthly Pass Trips	N/A	N/A
Deviated Fixed Route Service	N/A	N/A
Complementary ADA Service	N/A	N/A
Paratransit		
Ambulatory	28,821	24,554
Non-Ambulatory	6,356	5,143
Stretcher	0	0
Transportation Network Companies	N/A	N/A
Taxi	N/A	N/A
School Board (School Bus)	N/A	N/A
Volunteers	N/A	N/A
<b>Total - Service Type</b>	<b>35,177</b>	<b>29,697</b>
<b>Contracted Transportation Operator</b>		
How many of the total trips were provided by Contracted Transportation Operators? (If the CTC provides transportation services, do not include the CTC	N/A	N/A
<b>Total - Contracted Transportation Operator Trips</b>	<b>0</b>	<b>0</b>
<b>Revenue Source - One Way</b>		
Agency for Health Care Administration (AHCA)	0	0
Agency for Persons with Disabilities (APD)	0	0
Comm for the Transportation Disadvantaged (CTD)	N/A	N/A
Dept of Economic Opportunity (DEO)	0	0
Dept of Children and Families (DCF)	0	0
Dept of Education (DOE)	0	0
Dept of Elder Affairs (DOEA)	0	0
Dept of Health (DOH)	0	0
Dept of Juvenile Justice (DJJ)	0	0
Dept of Transportation (DOT)	0	0
Local Government	0	0
Local Non-Government	35,177	29,697
Other Federal & State Programs	0	0
<b>Total - Revenue Source</b>	<b>35,177</b>	<b>29,697</b>



## Coordination Contractor Trips (cont'd)

County: Volusia

CTC Status: Submitted

CTC Organization: County of Volusia  
d/b/a VOTRAN

Fiscal Year: 07/01/2022 - 06/30/2023

Upload Date: 9/18/2023

Coordination Contractor: Duvall Homes Inc

	Selected Reporting Period	Previous Reporting Period
	Coordination Contractors	Coordination Contractors
<b>Passenger Type - One Way</b>		
Older Adults	35,177	29,697
Children At Risk	0	0
Persons With Disabilities	0	0
Low Income	0	0
Other	0	0
<b>Total - Passenger Type</b>	<b>35,177</b>	<b>29,697</b>
<b>Trip Purpose - One Way</b>		
Medical	1,377	1,079
Employment	14	7
Education/Training/Daycare	24,600	5
Nutritional	386	80
Life-Sustaining/Other	8,800	28,526
<b>Total - Trip Purpose</b>	<b>35,177</b>	<b>29,697</b>
<b>Unduplicated Passenger Head Count (UDPHC)</b>		
UDPHC	7,035	5,940
<b>Total - UDPHC</b>	<b>7,035</b>	<b>5,940</b>
<b>Unmet &amp; No Shows</b>		
Unmet Trip Requests	N/A	N/A
No Shows	N/A	N/A
<b>Customer Feedback</b>		
Complaints	N/A	N/A
Commendations	N/A	N/A



## Coordination Contractor Trips

County: Volusia

CTC Status: Submitted

CTC Organization: County of Volusia  
d/b/a VOTRAN

Fiscal Year: 07/01/2022 - 06/30/2023

Upload Date: 9/18/2023

Coordination Contractor: Good Samaritan  
Society DB

	Selected Reporting Period	Previous Reporting Period
	Coordination Contractors	Coordination Contractors
<b>Service Type - One Way</b>		
Fixed Route/Fixed Schedule		
Daily Pass Trips	N/A	N/A
Weekly Pass Trips	N/A	N/A
Monthly Pass Trips	N/A	N/A
Deviated Fixed Route Service	N/A	N/A
Complementary ADA Service	N/A	N/A
Paratransit		
Ambulatory	3	157
Non-Ambulatory	18	85
Stretcher	0	0
Transportation Network Companies	N/A	N/A
Taxi	N/A	N/A
School Board (School Bus)	N/A	N/A
Volunteers	N/A	N/A
<b>Total - Service Type</b>	<b>21</b>	<b>242</b>
<b>Contracted Transportation Operator</b>		
How many of the total trips were provided by Contracted Transportation Operators? (If the CTC provides transportation services, do not include the CTC	N/A	N/A
<b>Total - Contracted Transportation Operator Trips</b>	<b>0</b>	<b>0</b>
<b>Revenue Source - One Way</b>		
Agency for Health Care Administration (AHCA)	0	0
Agency for Persons with Disabilities (APD)	0	0
Comm for the Transportation Disadvantaged (CTD)	N/A	N/A
Dept of Economic Opportunity (DEO)	0	0
Dept of Children and Families (DCF)	0	0
Dept of Education (DOE)	0	0
Dept of Elder Affairs (DOEA)	0	0
Dept of Health (DOH)	0	0
Dept of Juvenile Justice (DJJ)	0	0
Dept of Transportation (DOT)	0	0
Local Government	0	0
Local Non-Government	21	242
Other Federal & State Programs	0	0
<b>Total - Revenue Source</b>	<b>21</b>	<b>242</b>

**Coordination Contractor:** Good Samaritan Society DB

**17**



**CTC Organization:** County of Volusia  
d/b/a VOTRAN

**Coordination Contractor:** Good Samaritan  
Florida Lutheran  
Deland

18

### Coordination Contractor Trips (cont'd)

**County:** Volusia

**CTC Status:** Submitted

**CTC Organization:** County of Volusia  
d/b/a VOTRAN

**Fiscal Year:** 07/01/2022 - 06/30/2023

**Upload Date:** 9/18/2023

**Coordination Contractor:** Good Samaritan  
Florida Lutheran  
Deland

	Selected Reporting Period	Previous Reporting Period
	Coordination Contractors	Coordination Contractors
<b>Passenger Type - One Way</b>		
Older Adults	1,984	2,778
Children At Risk	0	0
Persons With Disabilities	0	0
Low Income	0	0
Other	0	0
<b>Total - Passenger Type</b>	<b>1,984</b>	<b>2,778</b>
<b>Trip Purpose - One Way</b>		
Medical	1,984	2,778
Employment	0	0
Education/Training/Daycare	0	0
Nutritional	0	0
Life-Sustaining/Other	0	0
<b>Total - Trip Purpose</b>	<b>1,984</b>	<b>2,778</b>
<b>Unduplicated Passenger Head Count (UDPHC)</b>		
UDPHC	397	755
<b>Total - UDPHC</b>	<b>397</b>	<b>755</b>
<b>Unmet &amp; No Shows</b>		
Unmet Trip Requests	N/A	N/A
No Shows	N/A	N/A
<b>Customer Feedback</b>		
Complaints	N/A	N/A
Commendations	N/A	N/A



## Coordination Contractor Trips

County: Volusia

CTC Status: Submitted

CTC Organization: County of Volusia  
d/b/a VOTRAN

Fiscal Year: 07/01/2022 - 06/30/2023

Upload Date: 9/18/2023

Coordination Contractor: Conklin Davis Center  
for the Visually  
Impaired

	Selected Reporting Period	Previous Reporting Period
	Coordination Contractors	Coordination Contractors
<b>Service Type - One Way</b>		
Fixed Route/Fixed Schedule		
Daily Pass Trips	N/A	N/A
Weekly Pass Trips	N/A	N/A
Monthly Pass Trips	N/A	N/A
Deviated Fixed Route Service	N/A	N/A
Complementary ADA Service	N/A	N/A
Paratransit		
Ambulatory	6,827	7,571
Non-Ambulatory	10	34
Stretcher	0	0
Transportation Network Companies	N/A	N/A
Taxi	N/A	N/A
School Board (School Bus)	N/A	N/A
Volunteers	N/A	N/A
<b>Total - Service Type</b>	<b>6,837</b>	<b>7,605</b>
<b>Contracted Transportation Operator</b>		
How many of the total trips were provided by Contracted Transportation Operators? (If the CTC provides transportation services, do not include the CTC	N/A	N/A
<b>Total - Contracted Transportation Operator Trips</b>	<b>0</b>	<b>0</b>
<b>Revenue Source - One Way</b>		
Agency for Health Care Administration (AHCA)	0	0
Agency for Persons with Disabilities (APD)	0	0
Comm for the Transportation Disadvantaged (CTD)	N/A	N/A
Dept of Economic Opportunity (DEO)	0	0
Dept of Children and Families (DCF)	0	0
Dept of Education (DOE)	0	0
Dept of Elder Affairs (DOEA)	0	0
Dept of Health (DOH)	0	0
Dept of Juvenile Justice (DJJ)	0	0
Dept of Transportation (DOT)	0	0
Local Government	0	0
Local Non-Government	6,837	7,605
Other Federal & State Programs	0	0
<b>Total - Revenue Source</b>	<b>6,837</b>	<b>7,605</b>



## Coordination Contractor Trips (cont'd)

County: Volusia

CTC Status: Submitted

CTC Organization: County of Volusia  
d/b/a VOTRAN

Fiscal Year: 07/01/2022 - 06/30/2023

Upload Date: 9/18/2023

Coordination Contractor: Conklin Davis Center  
for the Visually  
Impaired

	Selected Reporting Period	Previous Reporting Period
	Coordination Contractors	Coordination Contractors
<b>Passenger Type - One Way</b>		
Older Adults	0	0
Children At Risk	0	0
Persons With Disabilities	6,837	7,605
Low Income	0	0
Other	0	0
<b>Total - Passenger Type</b>	<b>6,837</b>	<b>7,605</b>
<b>Trip Purpose - One Way</b>		
Medical	0	0
Employment	0	0
Education/Training/Daycare	6,837	7,541
Nutritional	0	0
Life-Sustaining/Other	0	64
<b>Total - Trip Purpose</b>	<b>6,837</b>	<b>7,605</b>
<b>Unduplicated Passenger Head Count (UDPHC)</b>		
UDPHC	1,367	1,521
<b>Total - UDPHC</b>	<b>1,367</b>	<b>1,521</b>
<b>Unmet &amp; No Shows</b>		
Unmet Trip Requests	N/A	N/A
No Shows	N/A	N/A
<b>Customer Feedback</b>		
Complaints	N/A	N/A
Commendations	N/A	N/A



## CTC Vehicles & Drivers

County: Volusia

CTC Status: Submitted

CTC Organization: County of Volusia  
d/b/a VOTRAN

Fiscal Year: 07/01/2022 - 06/30/2023

CTD Status: Under Review

	Selected Reporting Period			Previous Reporting Period		
	CTC & Transportation Operators	Coordination Contractors	Total	CTC & Transportation Operators	Coordination Contractors	Total
<b>Vehicle Miles</b>						
Deviated Fixed Route Miles	0	N/A	0	0	N/A	0
Complementary ADA Service Miles	0	N/A	0	0	N/A	0
Paratransit Miles	2,040,476	199,377	2,239,853	1,271,281	155,620	1,426,901
Transportation Network Companies (TNC) Miles	0	N/A	0	0	N/A	0
Taxi Miles	281,898	N/A	281,898	0	N/A	0
School Board (School Bus) Miles	0	N/A	0	0	N/A	0
Volunteers Miles	0	N/A	0	0	N/A	0
<b>Total - Vehicle Miles</b>	<b>2,322,374</b>	<b>199,377</b>	<b>2,521,751</b>	<b>1,271,281</b>	<b>155,620</b>	<b>1,426,901</b>
<b>Roadcalls &amp; Accidents</b>						
Roadcalls	40	2	42	73	3	76
Chargeable Accidents	17	0	17	5	0	5
<b>Vehicle Inventory</b>						
Total Number of Vehicles	90	36	126	74	37	111
Number of Wheelchair Accessible Vehicles	90	19	109	74	17	91
<b>Drivers</b>						
Number of Full Time & Part Time Drivers	59	150	209	46	142	188
Number of Volunteer Drivers	0	0	0	0	0	0

Date Created	Created By	User Role	Date Modified	Modified By	Comment
--------------	------------	-----------	---------------	-------------	---------



## Coordination Contractor Vehicles & Drivers

County: Volusia

CTC Status: Submitted

CTC Organization: County of Volusia  
d/b/a VOTRAN

Fiscal Year: 07/01/2022 - 06/30/2023

Upload Date: 9/18/2023

Coordination Contractor: Duvall Homes Inc

	Selected Reporting Period	Previous Reporting Period
	Coordination Contractors	Coordination Contractors
<b>Vehicle Miles</b>		
Deviated Fixed Route Miles	N/A	N/A
Complementary ADA Service Miles	N/A	N/A
Paratransit Miles	94,557	63,381
Transportation Network Companies (TNC) Miles	N/A	N/A
Taxi Miles	N/A	N/A
School Board (School Bus) Miles	N/A	N/A
Volunteers Miles	N/A	N/A
<b>Total - Vehicle Miles</b>	<b>94,557</b>	<b>63,381</b>
<b>Roadcalls &amp; Accidents</b>		
Roadcalls	2	3
Chargeable Accidents	0	0
<b>Vehicle Inventory</b>		
Total Number of Vehicles	20	21
Number of Wheelchair Accessible Vehicles	15	14
<b>Drivers</b>		
Number of Full Time & Part Time Drivers	68	61
Number of Volunteer Drivers	0	0



## Coordination Contractor Vehicles & Drivers

**County:** Volusia

**CTC Status:** Submitted

**CTC Organization:** County of Volusia  
d/b/a VOTRAN

**Fiscal Year:** 07/01/2022 - 06/30/2023

**Upload Date:** 9/18/2023

**Coordination Contractor:** Good Samaritan  
Society DB

	Selected Reporting Period	Previous Reporting Period
	Coordination Contractors	Coordination Contractors
<b>Vehicle Miles</b>		
Deviated Fixed Route Miles	N/A	N/A
Complementary ADA Service Miles	N/A	N/A
Paratransit Miles	261	2,883
Transportation Network Companies (TNC) Miles	N/A	N/A
Taxi Miles	N/A	N/A
School Board (School Bus) Miles	N/A	N/A
Volunteers Miles	N/A	N/A
<b>Total - Vehicle Miles</b>	<b>261</b>	<b>2,883</b>
<b>Roadcalls &amp; Accidents</b>		
Roadcalls	0	0
Chargeable Accidents	0	0
<b>Vehicle Inventory</b>		
Total Number of Vehicles	3	3
Number of Wheelchair Accessible Vehicles	0	0
<b>Drivers</b>		
Number of Full Time & Part Time Drivers	2	2
Number of Volunteer Drivers	0	0

**Coordination Contractor:** Good Samaritan  
Florida Lutheran  
Deland

25





## Coordination Contractor Vehicles & Drivers

**County:** Volusia

**CTC Status:** Submitted

**CTC Organization:** County of Volusia  
d/b/a VOTRAN

**Fiscal Year:** 07/01/2022 - 06/30/2023

**Upload Date:** 9/18/2023

**Coordination Contractor:** Conklin Davis Center  
for the Visually  
Impaired

	Selected Reporting Period	Previous Reporting Period
	Coordination Contractors	Coordination Contractors
<b>Vehicle Miles</b>		
Deviated Fixed Route Miles	N/A	N/A
Complementary ADA Service Miles	N/A	N/A
Paratransit Miles	96,701	76,669
Transportation Network Companies (TNC) Miles	N/A	N/A
Taxi Miles	N/A	N/A
School Board (School Bus) Miles	N/A	N/A
Volunteers Miles	N/A	N/A
<b>Total - Vehicle Miles</b>	<b>96,701</b>	<b>76,669</b>
<b>Roadcalls &amp; Accidents</b>		
Roadcalls	0	0
Chargeable Accidents	0	0
<b>Vehicle Inventory</b>		
Total Number of Vehicles	8	8
Number of Wheelchair Accessible Vehicles	3	2
<b>Drivers</b>		
Number of Full Time & Part Time Drivers	26	25
Number of Volunteer Drivers	0	0



## CTC Revenue Sources

County: Volusia

CTC Status: Submitted

CTC Organization: County of Volusia  
d/b/a VOTRAN

Fiscal Year: 07/01/2022 - 06/30/2023

CTD Status: Under Review

	Selected Reporting Period			Previous Reporting Period		
	CTC & Transportation Operators	Coordination Contractors	Total	CTC & Transportation Operators	Coordination Contractors	Total
<b>Revenue Sources</b>						
Agency for Health Care Administration (AHCA)	\$ 0	\$ 0	\$ 0	\$ 0	\$ 0	\$ 0
Agency for Persons with Disabilities (APD)	\$ 0	\$ 0	\$ 0	\$ 0	\$ 0	\$ 0
Dept of Economic Opportunity (DEO)	\$ 0	\$ 0	\$ 0	\$ 0	\$ 0	\$ 0
Dept of Children and Families (DCF)	\$ 0	\$ 0	\$ 0	\$ 0	\$ 0	\$ 0
Dept of Education (DOE)	\$ 20,163	\$ 0	\$ 20,163	\$ 27,066	\$ 0	\$ 27,066
Dept of Elder Affairs (DOEA)	\$ 0	\$ 0	\$ 0	\$ 0	\$ 0	\$ 0
Dept of Health (DOH)	\$ 0	\$ 0	\$ 0	\$ 0	\$ 0	\$ 0
Dept of Juvenile Justice (DJJ)	\$ 0	\$ 0	\$ 0	\$ 0	\$ 0	\$ 0
<b>Commission for the Transportation Disadvantaged (CTD)</b>						
Non-Sponsored Trip Program	\$ 751,741	N/A	\$ 751,741	\$ 809,586	N/A	\$ 809,586
Non-Sponsored Capital Equipment	\$ 0	N/A	\$ 0	\$ 0	N/A	\$ 0
Rural Capital Equipment	\$ 0	N/A	\$ 0	\$ 0	N/A	\$ 0
TD Other	\$ 0	N/A	\$ 0	\$ 0	N/A	\$ 0
<b>Department of Transportation (DOT)</b>						
49 USC 5307	\$ 4,907,193	\$ 0	\$ 4,907,193	\$ 6,737,402	\$ 0	\$ 6,737,402
49 USC 5310	\$ 0	\$ 0	\$ 0	\$ 0	\$ 0	\$ 0
49 USC 5311	\$ 639,203	\$ 0	\$ 639,203	\$ 815,733	\$ 0	\$ 815,733
49 USC 5311 (f)	\$ 0	\$ 0	\$ 0	\$ 0	\$ 0	\$ 0
Block Grant	\$ 0	\$ 0	\$ 0	\$ 0	\$ 0	\$ 0
Service Development	\$ 0	\$ 0	\$ 0	\$ 0	\$ 0	\$ 0
Commuter Assistance Program	\$ 0	\$ 0	\$ 0	\$ 0	\$ 0	\$ 0
Other DOT	\$ 0	\$ 0	\$ 0	\$ 0	\$ 0	\$ 0
<b>Local Government</b>						
School Board (School Bus)	\$ 0	N/A	\$ 0	\$ 0	N/A	\$ 0
County Cash	\$ 3,223,383	\$ 0	\$ 3,223,383	\$ 89,954	\$ 0	\$ 89,954
County In-Kind	\$ 0	\$ 0	\$ 0	\$ 0	\$ 0	\$ 0
City Cash	\$ 0	\$ 0	\$ 0	\$ 0	\$ 0	\$ 0
City In-Kind	\$ 0	\$ 0	\$ 0	\$ 0	\$ 0	\$ 0
Other Cash	\$ 0	\$ 0	\$ 0	\$ 0	\$ 0	\$ 0
Other In-Kind	\$ 0	\$ 0	\$ 0	\$ 0	\$ 0	\$ 0
<b>Local Non-Government</b>						
Farebox	\$ 768,400	\$ 0	\$ 768,400	\$ 691,432	\$ 0	\$ 691,432
Donations/Contributions	\$ 0	\$ 0	\$ 0	\$ 0	\$ 0	\$ 0
In-Kind Services	\$ 0	\$ 0	\$ 0	\$ 0	\$ 0	\$ 0
Other Non-Government	\$ 123,978	\$ 277,768	\$ 401,746	\$ 109,342	\$ 216,697	\$ 326,039
<b>Other Federal &amp; State Programs</b>						
Other Federal Programs	\$ 0	\$ 0	\$ 0	\$ 0	\$ 0	\$ 0
Other State Programs	\$ 0	\$ 0	\$ 0	\$ 0	\$ 0	\$ 0
<b>Total - Revenue Sources</b>	<b>\$ 10,434,061</b>	<b>\$ 277,768</b>	<b>\$ 10,711,829</b>	<b>\$ 9,280,515</b>	<b>\$ 216,697</b>	<b>\$ 9,497,212</b>

Date Created	Created By	User Role	Date Modified	Modified By	Comment
--------------	------------	-----------	---------------	-------------	---------



## Coordination Contractor Revenue Sources

County: Volusia

CTC Status: Submitted

CTC Organization: County of Volusia  
d/b/a VOTRAN

Fiscal Year: 07/01/2022 - 06/30/2023

Upload Date: 9/18/2023

Coordination Contractor: Duvall Homes Inc

	Selected Reporting Period	Previous Reporting Period
	Coordination Contractors	Coordination Contractors
<b>Revenue Sources</b>		
Agency for Health Care Administration (AHCA)	\$ 0	\$ 0
Agency for Persons with Disabilities (APD)	\$ 0	\$ 0
Dept of Economic Opportunity (DEO)	\$ 0	\$ 0
Dept of Children and Families (DCF)	\$ 0	\$ 0
Dept of Education (DOE)	\$ 0	\$ 0
Dept of Elder Affairs (DOEA)	\$ 0	\$ 0
Dept of Health (DOH)	\$ 0	\$ 0
Dept of Juvenile Justice (DJJ)	\$ 0	\$ 0
<b>Commission for the Transportation Disadvantaged (CTD)</b>		
Non-Sponsored Trip Program	N/A	N/A
Non-Sponsored Capital Equipment	N/A	N/A
Rural Capital Equipment	N/A	N/A
TD Other	N/A	N/A
<b>Department of Transportation (DOT)</b>		
49 USC 5307	\$ 0	\$ 0
49 USC 5310	\$ 0	\$ 0
49 USC 5311	\$ 0	\$ 0
49 USC 5311 (f)	\$ 0	\$ 0
Block Grant	\$ 0	\$ 0
Service Development	\$ 0	\$ 0
Commuter Assistance Program	\$ 0	\$ 0
Other DOT	\$ 0	\$ 0
<b>Local Government</b>		
School Board (School Bus)	N/A	N/A
County Cash	\$ 0	\$ 0
County In-Kind	\$ 0	\$ 0
City Cash	\$ 0	\$ 0
City In-Kind	\$ 0	\$ 0
Other Cash	\$ 0	\$ 0
Other In-Kind	\$ 0	\$ 0
<b>Local Non-Government</b>		
Farebox	\$ 0	\$ 0
Donations/Contributions	\$ 0	\$ 0
In-Kind Services	\$ 0	\$ 0
Other Non-Government	\$ 184,778	\$ 147,671
<b>Other Federal &amp; State Programs</b>		
Other Federal Programs	\$ 0	\$ 0
Other State Programs	\$ 0	\$ 0
<b>Total - Revenue Sources</b>	<b>\$ 184,778</b>	<b>\$ 147,671</b>



## Coordination Contractor Revenue Sources

County: Volusia

CTC Status: Submitted

CTC Organization: County of Volusia  
d/b/a VOTRAN

Fiscal Year: 07/01/2022 - 06/30/2023

Upload Date: 9/18/2023

Coordination Contractor: Good Samaritan  
Society DB

	Selected Reporting Period	Previous Reporting Period
	Coordination Contractors	Coordination Contractors
<b>Revenue Sources</b>		
Agency for Health Care Administration (AHCA)	\$ 0	\$ 0
Agency for Persons with Disabilities (APD)	\$ 0	\$ 0
Dept of Economic Opportunity (DEO)	\$ 0	\$ 0
Dept of Children and Families (DCF)	\$ 0	\$ 0
Dept of Education (DOE)	\$ 0	\$ 0
Dept of Elder Affairs (DOEA)	\$ 0	\$ 0
Dept of Health (DOH)	\$ 0	\$ 0
Dept of Juvenile Justice (DJJ)	\$ 0	\$ 0
<b>Commission for the Transportation Disadvantaged (CTD)</b>		
Non-Sponsored Trip Program	N/A	N/A
Non-Sponsored Capital Equipment	N/A	N/A
Rural Capital Equipment	N/A	N/A
TD Other	N/A	N/A
<b>Department of Transportation (DOT)</b>		
49 USC 5307	\$ 0	\$ 0
49 USC 5310	\$ 0	\$ 0
49 USC 5311	\$ 0	\$ 0
49 USC 5311 (f)	\$ 0	\$ 0
Block Grant	\$ 0	\$ 0
Service Development	\$ 0	\$ 0
Commuter Assistance Program	\$ 0	\$ 0
Other DOT	\$ 0	\$ 0
<b>Local Government</b>		
School Board (School Bus)	N/A	N/A
County Cash	\$ 0	\$ 0
County In-Kind	\$ 0	\$ 0
City Cash	\$ 0	\$ 0
City In-Kind	\$ 0	\$ 0
Other Cash	\$ 0	\$ 0
Other In-Kind	\$ 0	\$ 0
<b>Local Non-Government</b>		
Farebox	\$ 0	\$ 0
Donations/Contributions	\$ 0	\$ 0
In-Kind Services	\$ 0	\$ 0
Other Non-Government	\$ 183	\$ 1,680
<b>Other Federal &amp; State Programs</b>		
Other Federal Programs	\$ 0	\$ 0
Other State Programs	\$ 0	\$ 0
<b>Total - Revenue Sources</b>	<b>\$ 183</b>	<b>\$ 1,680</b>



## Coordination Contractor Revenue Sources

County: Volusia

CTC Status: Submitted

CTC Organization: County of Volusia  
d/b/a VOTRAN

Fiscal Year: 07/01/2022 - 06/30/2023

Upload Date: 9/18/2023

Coordination Contractor: Good Samaritan  
Florida Lutheran  
Deland

	Selected Reporting Period	Previous Reporting Period
	Coordination Contractors	Coordination Contractors
<b>Revenue Sources</b>		
Agency for Health Care Administration (AHCA)	\$ 0	\$ 0
Agency for Persons with Disabilities (APD)	\$ 0	\$ 0
Dept of Economic Opportunity (DEO)	\$ 0	\$ 0
Dept of Children and Families (DCF)	\$ 0	\$ 0
Dept of Education (DOE)	\$ 0	\$ 0
Dept of Elder Affairs (DOEA)	\$ 0	\$ 0
Dept of Health (DOH)	\$ 0	\$ 0
Dept of Juvenile Justice (DJJ)	\$ 0	\$ 0
<b>Commission for the Transportation Disadvantaged (CTD)</b>		
Non-Sponsored Trip Program	N/A	N/A
Non-Sponsored Capital Equipment	N/A	N/A
Rural Capital Equipment	N/A	N/A
TD Other	N/A	N/A
<b>Department of Transportation (DOT)</b>		
49 USC 5307	\$ 0	\$ 0
49 USC 5310	\$ 0	\$ 0
49 USC 5311	\$ 0	\$ 0
49 USC 5311 (f)	\$ 0	\$ 0
Block Grant	\$ 0	\$ 0
Service Development	\$ 0	\$ 0
Commuter Assistance Program	\$ 0	\$ 0
Other DOT	\$ 0	\$ 0
<b>Local Government</b>		
School Board (School Bus)	N/A	N/A
County Cash	\$ 0	\$ 0
County In-Kind	\$ 0	\$ 0
City Cash	\$ 0	\$ 0
City In-Kind	\$ 0	\$ 0
Other Cash	\$ 0	\$ 0
Other In-Kind	\$ 0	\$ 0
<b>Local Non-Government</b>		
Farebox	\$ 0	\$ 0
Donations/Contributions	\$ 0	\$ 0
In-Kind Services	\$ 0	\$ 0
Other Non-Government	\$ 60,419	\$ 45,210
<b>Other Federal &amp; State Programs</b>		
Other Federal Programs	\$ 0	\$ 0
Other State Programs	\$ 0	\$ 0
<b>Total - Revenue Sources</b>	<b>\$ 60,419</b>	<b>\$ 45,210</b>



## Coordination Contractor Revenue Sources

County: Volusia

CTC Status: Submitted

CTC Organization: County of Volusia  
d/b/a VOTRAN

Fiscal Year: 07/01/2022 - 06/30/2023

Upload Date: 9/18/2023

Coordination Contractor: Conklin Davis Center  
for the Visually  
Impaired

	Selected Reporting Period	Previous Reporting Period
	Coordination Contractors	Coordination Contractors
<b>Revenue Sources</b>		
Agency for Health Care Administration (AHCA)	\$ 0	\$ 0
Agency for Persons with Disabilities (APD)	\$ 0	\$ 0
Dept of Economic Opportunity (DEO)	\$ 0	\$ 0
Dept of Children and Families (DCF)	\$ 0	\$ 0
Dept of Education (DOE)	\$ 0	\$ 0
Dept of Elder Affairs (DOEA)	\$ 0	\$ 0
Dept of Health (DOH)	\$ 0	\$ 0
Dept of Juvenile Justice (DJJ)	\$ 0	\$ 0
<b>Commission for the Transportation Disadvantaged (CTD)</b>		
Non-Sponsored Trip Program	N/A	N/A
Non-Sponsored Capital Equipment	N/A	N/A
Rural Capital Equipment	N/A	N/A
TD Other	N/A	N/A
<b>Department of Transportation (DOT)</b>		
49 USC 5307	\$ 0	\$ 0
49 USC 5310	\$ 0	\$ 0
49 USC 5311	\$ 0	\$ 0
49 USC 5311 (f)	\$ 0	\$ 0
Block Grant	\$ 0	\$ 0
Service Development	\$ 0	\$ 0
Commuter Assistance Program	\$ 0	\$ 0
Other DOT	\$ 0	\$ 0
<b>Local Government</b>		
School Board (School Bus)	N/A	N/A
County Cash	\$ 0	\$ 0
County In-Kind	\$ 0	\$ 0
City Cash	\$ 0	\$ 0
City In-Kind	\$ 0	\$ 0
Other Cash	\$ 0	\$ 0
Other In-Kind	\$ 0	\$ 0
<b>Local Non-Government</b>		
Farebox	\$ 0	\$ 0
Donations/Contributions	\$ 0	\$ 0
In-Kind Services	\$ 0	\$ 0
Other Non-Government	\$ 32,388	\$ 22,136
<b>Other Federal &amp; State Programs</b>		
Other Federal Programs	\$ 0	\$ 0
Other State Programs	\$ 0	\$ 0
<b>Total - Revenue Sources</b>	<b>\$ 32,388</b>	<b>\$ 22,136</b>



## CTC Expense Sources

County: Volusia

CTC Status: Submitted

CTC Organization: County of Volusia  
d/b/a VOTRAN

Fiscal Year: 07/01/2022 - 06/30/2023

CTD Status: Under Review

	Selected Reporting Period			Previous Reporting Period		
	CTC & Transportation Operators	Coordination Contractors	Total	CTC & Transportation Operators	Coordination Contractors	Total
<b>Expense Sources</b>						
Labor	\$ 3,552,751	\$ 277,768	\$ 3,830,519	\$ 3,431,297	\$ 216,697	\$ 3,647,994
Fringe Benefits	\$ 1,333,116	\$ 0	\$ 1,333,116	\$ 1,402,617	\$ 0	\$ 1,402,617
Services	\$ 423,025	\$ 0	\$ 423,025	\$ 307,260	\$ 0	\$ 307,260
Materials & Supplies Consumed	\$ 1,464,031	\$ 0	\$ 1,464,031	\$ 1,469,173	\$ 0	\$ 1,469,173
Utilities	\$ 29,310	\$ 0	\$ 29,310	\$ 31,374	\$ 0	\$ 31,374
Casualty & Liability	\$ 139,406	\$ 0	\$ 139,406	\$ 110,051	\$ 0	\$ 110,051
Taxes	\$ 0	\$ 0	\$ 0	\$ 0	\$ 0	\$ 0
Miscellaneous	\$ 0	\$ 0	\$ 0	\$ 0	\$ 0	\$ 0
Interest	\$ 0	\$ 0	\$ 0	\$ 0	\$ 0	\$ 0
Leases & Rentals	\$ 0	\$ 0	\$ 0	\$ 0	\$ 0	\$ 0
Capital Purchases	\$ 0	\$ 0	\$ 0	\$ 0	\$ 0	\$ 0
Contributed Services	\$ 0	\$ 0	\$ 0	\$ 0	\$ 0	\$ 0
Allocated Indirect Expenses	\$ 1,021,445	\$ 0	\$ 1,021,445	\$ 1,111,294	\$ 0	\$ 1,111,294
<b>Purchased Transportation Services</b>						
Bus Pass	\$ 0	N/A	\$ 0	\$ 0	N/A	\$ 0
School Board (School Bus)	\$ 0	N/A	\$ 0	\$ 0	N/A	\$ 0
Transportation Network Companies (TNC)	\$ 0	N/A	\$ 0	\$ 0	N/A	\$ 0
Taxi	\$ 0	N/A	\$ 0	\$ 0	N/A	\$ 0
Contracted Operator	\$ 2,470,977	N/A	\$ 2,470,977	\$ 1,417,449	N/A	\$ 1,417,449
<b>Total - Expense Sources</b>	<b>\$ 10,434,061</b>	<b>\$ 277,768</b>	<b>\$ 10,711,829</b>	<b>\$ 9,280,515</b>	<b>\$ 216,697</b>	<b>\$ 9,497,212</b>

Date Created	Created By	User Role	Date Modified	Modified By	Comment
--------------	------------	-----------	---------------	-------------	---------



## Coordination Contractor Expense Sources

County: Volusia

CTC Status: Submitted

CTC Organization: County of Volusia  
d/b/a VOTRAN

Fiscal Year: 07/01/2022 - 06/30/2023

Upload Date: 9/18/2023

Coordination Contractor: Duvall Homes Inc

	Selected Reporting Period	Previous Reporting Period
	Coordination Contractors	Coordination Contractors
<b>Expense Sources</b>		
Labor	\$ 184,778	\$ 147,671
Fringe Benefits	\$ 0	\$ 0
Services	\$ 0	\$ 0
Materials & Supplies Consumed	\$ 0	\$ 0
Utilities	\$ 0	\$ 0
Casualty & Liability	\$ 0	\$ 0
Taxes	\$ 0	\$ 0
Miscellaneous	\$ 0	\$ 0
Interest	\$ 0	\$ 0
Leases & Rentals	\$ 0	\$ 0
Capital Purchases	\$ 0	\$ 0
Contributed Services	\$ 0	\$ 0
Allocated Indirect Expenses	\$ 0	\$ 0
<b>Purchased Transportation Services</b>		
Bus Pass	N/A	N/A
School Board (School Bus)	N/A	N/A
Transportation Network Companies (TNC)	N/A	N/A
Taxi	N/A	N/A
Contracted Operator	N/A	N/A
<b>Total - Expense Sources</b>	<b>\$ 184,778</b>	<b>\$ 147,671</b>





## Coordination Contractor Expense Sources

**County:** Volusia

**CTC Status:** Submitted

**CTC Organization:** County of Volusia  
d/b/a VOTRAN

**Fiscal Year:** 07/01/2022 - 06/30/2023

**Upload Date:** 9/18/2023

**Coordination Contractor:** Good Samaritan  
Society DB

	Selected Reporting Period	Previous Reporting Period
	Coordination Contractors	Coordination Contractors
<b>Expense Sources</b>		
Labor	\$ 183	\$ 1,680
Fringe Benefits	\$ 0	\$ 0
Services	\$ 0	\$ 0
Materials & Supplies Consumed	\$ 0	\$ 0
Utilities	\$ 0	\$ 0
Casualty & Liability	\$ 0	\$ 0
Taxes	\$ 0	\$ 0
Miscellaneous	\$ 0	\$ 0
Interest	\$ 0	\$ 0
Leases & Rentals	\$ 0	\$ 0
Capital Purchases	\$ 0	\$ 0
Contributed Services	\$ 0	\$ 0
Allocated Indirect Expenses	\$ 0	\$ 0
<b>Purchased Transportation Services</b>		
Bus Pass	N/A	N/A
School Board (School Bus)	N/A	N/A
Transportation Network Companies (TNC)	N/A	N/A
Taxi	N/A	N/A
Contracted Operator	N/A	N/A
<b>Total - Expense Sources</b>	<b>\$ 183</b>	<b>\$ 1,680</b>



## Coordination Contractor Expense Sources

**County:** Volusia

**CTC Status:** Submitted

**CTC Organization:** County of Volusia  
d/b/a VOTRAN

**Fiscal Year:** 07/01/2022 - 06/30/2023

**Upload Date:** 9/18/2023

**Coordination Contractor:** Good Samaritan  
Florida Lutheran  
Deland

	Selected Reporting Period	Previous Reporting Period
	Coordination Contractors	Coordination Contractors
<b>Expense Sources</b>		
Labor	\$ 60,419	\$ 45,210
Fringe Benefits	\$ 0	\$ 0
Services	\$ 0	\$ 0
Materials & Supplies Consumed	\$ 0	\$ 0
Utilities	\$ 0	\$ 0
Casualty & Liability	\$ 0	\$ 0
Taxes	\$ 0	\$ 0
Miscellaneous	\$ 0	\$ 0
Interest	\$ 0	\$ 0
Leases & Rentals	\$ 0	\$ 0
Capital Purchases	\$ 0	\$ 0
Contributed Services	\$ 0	\$ 0
Allocated Indirect Expenses	\$ 0	\$ 0
<b>Purchased Transportation Services</b>		
Bus Pass	N/A	N/A
School Board (School Bus)	N/A	N/A
Transportation Network Companies (TNC)	N/A	N/A
Taxi	N/A	N/A
Contracted Operator	N/A	N/A
<b>Total - Expense Sources</b>	<b>\$ 60,419</b>	<b>\$ 45,210</b>



## Coordination Contractor Expense Sources

County: Volusia

CTC Status: Submitted

CTC Organization: County of Volusia  
d/b/a VOTRAN

Fiscal Year: 07/01/2022 - 06/30/2023

Upload Date: 9/18/2023

Coordination Contractor: Conklin Davis Center  
for the Visually  
Impaired

	Selected Reporting Period	Previous Reporting Period
	Coordination Contractors	Coordination Contractors
<b>Expense Sources</b>		
Labor	\$ 32,388	\$ 22,136
Fringe Benefits	\$ 0	\$ 0
Services	\$ 0	\$ 0
Materials & Supplies Consumed	\$ 0	\$ 0
Utilities	\$ 0	\$ 0
Casualty & Liability	\$ 0	\$ 0
Taxes	\$ 0	\$ 0
Miscellaneous	\$ 0	\$ 0
Interest	\$ 0	\$ 0
Leases & Rentals	\$ 0	\$ 0
Capital Purchases	\$ 0	\$ 0
Contributed Services	\$ 0	\$ 0
Allocated Indirect Expenses	\$ 0	\$ 0
<b>Purchased Transportation Services</b>		
Bus Pass	N/A	N/A
School Board (School Bus)	N/A	N/A
Transportation Network Companies (TNC)	N/A	N/A
Taxi	N/A	N/A
Contracted Operator	N/A	N/A
<b>Total - Expense Sources</b>	<b>\$ 32,388</b>	<b>\$ 22,136</b>

County: Volusia  
 CTC: County of Volusia d/b/a VOTRAN  
 Contact: Bobbie King  
 950 Big Tree Road  
 South Daytona, FL 32119  
 386-804-2616  
 Email: bgking@volusia.org

Demographics	Number
Total County Population	0
Unduplicated Head Count	12,315



<b>Trips By Type of Service</b>	<b>2021</b>	<b>2022</b>	<b>2023</b>
Fixed Route (FR)	0	0	0
Deviated FR	0	0	0
Complementary ADA	0	0	0
Paratransit	191,997	170,544	228,841
TNC	0	0	0
Taxi	14,829	17,003	36,371
School Board (School Bus)	0	0	0
Volunteers	0	0	0
<b>TOTAL TRIPS</b>	<b>206,826</b>	<b>187,547</b>	<b>265,212</b>

<b>Passenger Trips By Trip Purpose</b>			
Medical	88,597	70,725	88,605
Employment	39,931	27,856	52,359
Ed/Train/DayCare	49,807	37,416	81,259
Nutritional	2,306	7,466	13,875
Life-Sustaining/Other	26,185	44,084	29,114
<b>TOTAL TRIPS</b>	<b>206,826</b>	<b>187,547</b>	<b>265,212</b>

<b>Passenger Trips By Revenue Source</b>			
CTD	21,957	27,039	30,629
AHCA	0	0	0
APD	336	0	0
DOEA	0	0	0
DOE	9,055	9,022	6,721
Other	175,478	151,486	227,862
<b>TOTAL TRIPS</b>	<b>206,826</b>	<b>187,547</b>	<b>265,212</b>

<b>Trips by Provider Type</b>			
CTC	186,823	78,369	132,435
Transportation Operator	14,829	68,856	88,758
Coordination Contractor	5,174	40,322	44,019
<b>TOTAL TRIPS</b>	<b>206,826</b>	<b>187,547</b>	<b>265,212</b>

<b>Vehicle Data</b>	<b>2021</b>	<b>2022</b>	<b>2023</b>
Vehicle Miles	1,359,996	1,426,901	2,521,751
Roadcalls	75	76	42
Accidents	8	5	17
Vehicles	116	111	126
Drivers	136	188	209

<b>Financial and General Data</b>			
Expenses	\$8,811,733	\$9,497,212	\$10,711,829
Revenues	\$8,811,733	\$9,497,212	\$10,711,829
Commendations	121	148	263
Complaints	67	146	377
Passenger No-Shows	769	825	9,400
Unmet Trip Requests	0	0	0

<b>Performance Measures</b>			
Accidents per 100,000 Miles	0.59	0.35	0.67
Miles between Roadcalls	18,133	18,775	60,042
Avg. Trips per Passenger	52.44	16.75	21.54
Cost per Trip	\$42.60	\$50.64	\$40.39
Cost per Paratransit Trip	\$45.90	\$55.69	\$46.81
Cost per Total Mile	\$6.48	\$6.66	\$4.25
Cost per Paratransit Mile	\$6.48	\$6.66	\$4.78



**QAC Meeting  
October 18, 2023**

**IV. STAFF COMMENTS**

**V. CHAIRPERSON COMMENTS**

**VI. QAC MEMBER COMMENTS**

**VII. ADJOURNMENT**



# River to Sea TPO TDLCB Meeting

**October 18, 2023**

**10:00 am**



**TDLCB Meeting  
October 18, 2023**

# **I. Call to Order/Roll Call/Determination of Quorum/Pledge of Allegiance**







**TDLCB Meeting  
October 18, 2023**

## **II. Public Comment/Participation**



## **TDLCB Meeting October 18, 2023**

### **III. ACTION ITEMS**

A. Review and Approval of the July 12, 2023 TDLCB Meeting Minutes



**TDLCB Meeting  
October 18, 2023**

### **III. ACTION ITEMS**

**B. Review and Approval of Votran's Monthly Paratransit Reports**

MONTHLY TRANSPORTATION DISADVANTAGED REPORT						
	MAY, 2023 VOTRAN	MAY, 2022 VOTRAN	MAY, 2023 CONTRACTED	MAY, 2022 CONTRACTED	MAY, 2023 TOTAL	MAY, 2022 TOTAL
<b>TOTAL PASS TRIPS</b>	<b>11,679</b>	<b>12,636</b>	<b>7,982</b>	<b>5,889</b>	<b>19,661</b>	<b>18,525</b>
<b>TRIP PURPOSE</b>						
Medical	4,299	5,342	3,178	2,346	7,477	7,688
Nutrition	1,295	753	115	90	1,410	843
Other	201	58	199	14	400	72
Education	2,941	3,132	1,503	1,117	4,444	4,249
Shopping	798	991	660	385	1,458	1,376
Work	2,145	2,360	2,327	1,937	4,472	4,297
<b>PASSENGER TYPE</b>						
Disabled	11,348	12,523	7,977	5,876	19,325	18,399
Elderly	331	98	5	9	336	107
Child	0	15	0	4	0	19
<b>TRIP TYPE</b>						
Ambulatory	9,005	9,396	6,208	4,681	15,213	14,077
Wheelchair	2,674	3,240	1,774	1,208	4,448	4,448
<b>TOTAL COMPLAINTS</b>	<b>11</b>	<b>12</b>	<b>16</b>	<b>0</b>	<b>27</b>	<b>12</b>
Discourtesy	0	0	0	0	0	0
Safety	0	1	0	0	0	1
Early	0	0	1	0	1	0
Late	7	10	7	0	14	10
Driver	0	0	0	0	0	0
Schedule/Routes	0	0	0	0	0	0
Vehicle/Equipment	0	0	0	0	0	0
Other	4	1	8	0	12	1
<b>TOTAL ACCIDENTS</b>	<b>0</b>	<b>0</b>	<b>0</b>	<b>0</b>	<b>0</b>	<b>0</b>
<b>CHARGEABLE:</b>						
Person Only	0	0	0	0	0	0
Vehicle Only	0	0	0	0	0	0
Person & Vehicle	0	0	0	0	0	0
<b>NON-CHARGEABLE:</b>						
Person Only	0	0	0	0	0	0
Vehicle Only	0	0	0	0	0	0
Person & Vehicle	0	0	0	0	0	0
<b>CANCELLATIONS</b>	<b>598</b>	<b>864</b>	<b>416</b>	<b>406</b>	<b>1,014</b>	<b>1,270</b>
<b>NO SHOWS</b>	<b>542</b>	<b>496</b>	<b>377</b>	<b>233</b>	<b>919</b>	<b>729</b>
<b>REVENUE MILES</b>	<b>115,466</b>	<b>117,953</b>	<b>35,954</b>	<b>42,303</b>	<b>151,420</b>	<b>160,256</b>
<b>REVENUE HOURS</b>	<b>6,121</b>	<b>6,600</b>	<b>2,343</b>	<b>2,848</b>	<b>8,464</b>	<b>9,448</b>

MONTHLY TRANSPORTATION DISADVANTAGED REPORT						
	JUNE, 2023 VOTRAN	JUNE, 2022 VOTRAN	JUNE, 2023 CONTRACTED	JUNE, 2022 CONTRACTED	JUNE, 2023 TOTAL	JUNE, 2022 TOTAL
<b>TOTAL PASS TRIPS</b>	<b>9,533</b>	<b>11,581</b>	<b>7,566</b>	<b>5,855</b>	<b>17,099</b>	<b>17,436</b>
<b>TRIP PURPOSE</b>						
Medical	3,929	5,386	3,094	2,543	7,023	7,929
Nutrition	1,142	847	133	78	1,275	925
Other	155	40	170	5	325	45
Education	1,646	1,996	1,303	935	2,949	2,931
Shopping	759	994	650	440	1,409	1,434
Work	1,902	2,318	2,216	1,854	4,118	4,172
<b>PASSENGER TYPE</b>						
Disabled	9,230	11,233	7,564	5,849	16,794	17,082
Elderly	303	348	2	6	305	354
Child	0	0	0	0	0	0
<b>TRIP TYPE</b>						
Ambulatory	7,158	8,575	5,823	4,518	12,981	13,093
Wheelchair	2,375	3,006	1,743	1,337	4,118	4,343
<b>TOTAL COMPLAINTS</b>	<b>1</b>	<b>7</b>	<b>7</b>	<b>5</b>	<b>8</b>	<b>12</b>
Discourtesy	0	0	0	0	0	0
Safety	0	0	1	0	1	0
Early	0	0	0	0	0	0
Late	0	6	1	1	1	7
Driver	0	0	0	0	0	0
Schedule/Routes	0	0	0	0	0	0
Vehicle/Equipment	0	0	0	0	0	0
Other	1	1	5	4	6	5
<b>TOTAL ACCIDENTS</b>	<b>0</b>	<b>0</b>	<b>0</b>	<b>0</b>	<b>0</b>	<b>0</b>
<b>CHARGEABLE:</b>						
Person Only	0	0	0	0	0	0
Vehicle Only	0	0	0	0	0	0
Person & Vehicle	0	0	0	0	0	0
<b>NON-CHARGEABLE:</b>						
Person Only	0	0	0	0	0	0
Vehicle Only	0	0	0	0	0	0
Person & Vehicle	0	0	0	0	0	0
<b>CANCELLATIONS</b>	<b>658</b>	<b>904</b>	<b>538</b>	<b>352</b>	<b>1,196</b>	<b>1,256</b>
<b>NO SHOWS</b>	<b>397</b>	<b>518</b>	<b>326</b>	<b>202</b>	<b>723</b>	<b>720</b>
<b>REVENUE MILES</b>	<b>92,833</b>	<b>108,481</b>	<b>60,489</b>	<b>42,015</b>	<b>153,322</b>	<b>150,496</b>
<b>REVENUE HOURS</b>	<b>5,070</b>	<b>6,099</b>	<b>3,834</b>	<b>2,939</b>	<b>8,904</b>	<b>9,038</b>

MONTHLY TRANSPORTATION DISADVANTAGED REPORT						
	JULY, 2023 VOTRAN	JULY, 2022 VOTRAN	JULY, 2023 CONTRACTED	JULY, 2022 CONTRACTED	JULY, 2023 TOTAL	JULY, 2022 TOTAL
<b>TOTAL PASS TRIPS</b>	<b>9,680</b>	<b>10,523</b>	<b>7,297</b>	<b>5,683</b>	<b>16,977</b>	<b>16,206</b>
<b>TRIP PURPOSE</b>						
Medical	3,847	4,559	3,025	2,469	6,872	7,028
Nutrition	1,280	865	122	67	1,402	932
Other	191	30	296	14	487	44
Education	1,629	1,916	1,097	939	2,726	2,855
Shopping	861	998	656	399	1,517	1,397
Work	1,872	2,155	2,101	1,795	3,973	3,950
<b>PASSENGER TYPE</b>						
Disabled	9,354	10,193	7,294	5,680	16,648	15,873
Elderly	326	330	3	3	329	333
Child	0	0	0	0	0	0
<b>TRIP TYPE</b>						
Ambulatory	7,121	7,743	5,616	4,383	12,737	12,126
Wheelchair	2,559	2,780	1,681	1,300	4,240	4,080
<b>TOTAL COMPLAINTS</b>	<b>7</b>	<b>11</b>	<b>9</b>	<b>5</b>	<b>16</b>	<b>16</b>
Discourtesy	1	0	1	0	2	0
Safety	0	1	0	1	0	2
Early	0	0	0	0	0	0
Late	4	7	2	1	6	8
Driver	0	0	0	0	0	0
Schedule/Routes	2	0	4	0	6	0
Vehicle/Equipment	0	0	0	2	0	2
Other	0	3	2	1	2	4
<b>TOTAL ACCIDENTS</b>	<b>0</b>	<b>0</b>	<b>0</b>	<b>0</b>	<b>0</b>	<b>0</b>
<b>CHARGEABLE:</b>						
Person Only	0	0	0	0	0	0
Vehicle Only	0	0	0	0	0	0
Person & Vehicle	0	0	0	0	0	0
<b>NON-CHARGEABLE:</b>						
Person Only	0	0	0	0	0	0
Vehicle Only	0	0	0	0	0	0
Person & Vehicle	0	0	0	0	0	0
<b>CANCELLATIONS</b>	<b>654</b>	<b>707</b>	<b>494</b>	<b>380</b>	<b>1,148</b>	<b>1,087</b>
<b>NO SHOWS</b>	<b>348</b>	<b>385</b>	<b>263</b>	<b>207</b>	<b>611</b>	<b>592</b>
<b>REVENUE MILES</b>	<b>94,242</b>	<b>101,788</b>	<b>57,413</b>	<b>42,320</b>	<b>151,655</b>	<b>144,108</b>
<b>REVENUE HOURS</b>	<b>4,497</b>	<b>5,873</b>	<b>3,626</b>	<b>2,378</b>	<b>8,123</b>	<b>8,251</b>



**TDLCB Meeting  
October 18, 2023**

### **III. ACTION ITEMS**

**C. NOMINATION AND ELECTION OF 2024 TDLCB VICE  
CHAIRPERSON**



**TDLCB Meeting  
October 18, 2023**

### **III. ACTION ITEMS**

**D. REVIEW AND COMMENT ON THE FY 2022/23 ANNUAL  
OPERATING REPORT (AOR)**





## CTC Organization

**County:** Volusia

**Fiscal Year:** 7/1/2022 - 6/30/2023

**CTC Status:** Submitted

**CTD Status:** Under Review

**Date Initiated:** 8/9/2023

**CTC Organization Name:** County of Volusia d/b/a VOTRAN

**Address:** 950 Big Tree Road

**City:** South Daytona

**State:** FL

**Zip Code:** 32119

**Organization Type:** County

**Network Type:** Partial Brokerage

**Operating Environment:** Urban

**Transportation Operators:** Yes

**Number of Transportation Operators:** 5

**Coordination Contractors:** Yes

**Number of Coordination Contractors:** 4

**Provide Out of County Trips:** No

**Local Coordinating Board (LCB) Chairperson:** Matt Reinhart

**CTC Contact:** Bobbie King

**CTC Contact Title:** Transit Services Director

**CTC Contact Email:** bgking@volusia.org

**Phone:** (386) 804-2616

### CTC Certification

I, Bobbie King, as the authorized Community Transportation Coordinator (CTC) Representative, hereby certify, under the penalties of perjury as stated in Chapter 837.06, F.S., that the information contained in this report is true, accurate, and in accordance with the accompanying instructions.

CTC Representative (signature): \_\_\_\_\_

### LCB Certification

I, Matt Reinhart, as the Local Coordinating Board Chairperson, hereby, certify in accordance with Rule 41-2.007(6), F.A.C. that the Local Coordinating Board has reviewed this report and the Planning Agency has received a copy.

LCB Chairperson (signature): \_\_\_\_\_



## Organization – Coordination Contractor

**County:** Volusia

**CTC Status:** Submitted

**CTC Organization:** County of Volusia d/b/a VOTRAN

**Fiscal Year:** 7/1/2022 - 6/30/2023

**Upload Date:** 9/18/2023

---

**Coordination Contractor Name:** Duvall Homes Inc  
**Address:** 827 S Spring Garden Ave  
**City:** Deland  
**State:** FL  
**Zip Code:** 32720  
**Organization Type:** Private Non Profit  
**Operating Environment:** Urban  
**Provide Out of County Trips:** Yes  
**Who Do You Serve:** Residents  
**Contact Person:** Lisa Herring  
**Contact Title:** Administrative Assistant/Transportation Manager  
**Contact Email:** lherring@duvallhomes.org  
**Phone:** (386) 734-2874

### Coordination Contractor Certification

By submission of this form, I, Lisa Herring, as the authorized representative of Duvall Homes Inc, hereby certify, under the penalties of perjury as stated in Chapter 837.06, F.S., that the information contained in this report is true, accurate, and in accordance with the accompanying instructions.

CTC Representative (signature): \_\_\_\_\_



## Organization – Coordination Contractor

**County:** Volusia

**CTC Status:** Submitted

**CTC Organization:** County of Volusia d/b/a VOTRAN

**Fiscal Year:** 7/1/2022 - 6/30/2023

**Upload Date:** 9/18/2023

---

**Coordination Contractor Name:** Good Samaritan Society DB  
**Address:** N/A  
**City:** N/A  
**State:** FL  
**Zip Code:** 32114  
**Organization Type:** Private Non Profit  
**Operating Environment:** Urban  
**Provide Out of County Trips:** No  
**Who Do You Serve:** N/A - Company desolved  
**Contact Person:** N/A - Company desolved  
**Contact Title:** N/A - Company desolved  
**Contact Email:** ssmith@good-sam.com  
**Phone:** (386) 253-6791

### Coordination Contractor Certification

By submission of this form, I, N/A - Company desolved, as the authorized representative of Good Samaritan Society DB , hereby certify, under the penalties of perjury as stated in Chapter 837.06, F.S., that the information contained in this report is true, accurate, and in accordance with the accompanying instructions.

CTC Representative (signature): \_\_\_\_\_



## Organization – Coordination Contractor

**County:** Volusia

**CTC Status:** Submitted

**CTC Organization:** County of Volusia d/b/a VOTRAN

**Fiscal Year:** 7/1/2022 - 6/30/2023

**Upload Date:** 9/18/2023

---

**Coordination Contractor Name:** Good Samaritan Florida Lutheran Deland  
**Address:** N/A  
**City:** N/A  
**State:** FL  
**Zip Code:** 32724  
**Organization Type:** Private Non Profit  
**Operating Environment:** Urban  
**Provide Out of County Trips:** No  
**Who Do You Serve:** N/A - Company desolved  
**Contact Person:** N/A - Company desolved  
**Contact Title:** N/A - Company desolved  
**Contact Email:** klannooWgood-san.com  
**Phone:** (386) 740-7269

### Coordination Contractor Certification

By submission of this form, I, N/A - Company desolved, as the authorized representative of Good Samaritan Florida Lutheran Deland , hereby certify, under the penalties of perjury as stated in Chapter 837.06, F.S., that the information contained in this report is true, accurate, and in accordance with the accompanying instructions.

CTC Representative (signature): \_\_\_\_\_



## Organization – Coordination Contractor

**County:** Volusia

**CTC Status:** Submitted

**CTC Organization:** County of Volusia d/b/a VOTRAN

**Fiscal Year:** 7/1/2022 - 6/30/2023

**Upload Date:** 9/18/2023

---

**Coordination Contractor Name:** Conklin Davis Center for the Visually Impaired  
**Address:** 405 White St  
**City:** Daytona Beach  
**State:** FL  
**Zip Code:** 32114  
**Organization Type:** Private Non Profit  
**Operating Environment:** Urban  
**Provide Out of County Trips:** No  
**Who Do You Serve:** Visually Impaired Clients  
**Contact Person:** Ronee David  
**Contact Title:** CEO  
**Contact Email:** rdavid@conklindavis.org  
**Phone:** (386) 258-3441

### Coordination Contractor Certification

By submission of this form, I, Ronee David, as the authorized representative of Conklin Davis Center for the Visually Impaired, hereby certify, under the penalties of perjury as stated in Chapter 837.06, F.S., that the information contained in this report is true, accurate, and in accordance with the accompanying instructions.

CTC Representative (signature): \_\_\_\_\_



# CTC Trips

County: Volusia

CTC Status: Submitted

CTC Organization: County of Volusia  
d/b/a VOTRAN

Fiscal Year: 07/01/2022 - 06/30/2023

CTD Status: Under Review

	Selected Reporting Period			Previous Reporting Period		
	CTC & Transportation Operators	Coordination Contractors	Total	CTC & Transportation Operators	Coordination Contractors	Total
<b>Service Type - One Way</b>						
Fixed Route/Fixed Schedule						
Daily Pass Trips	0	N/A	0	0	N/A	0
Weekly Pass Trips	0	N/A	0	0	N/A	0
Monthly Pass Trips	0	N/A	0	0	N/A	0
Deviated Fixed Route Service	0	N/A	0	0	N/A	0
Complementary ADA Service	0	N/A	0	0	N/A	0
Paratransit						
Ambulatory	139,782	37,635	177,417	90,964	35,060	126,024
Non-Ambulatory	45,040	6,384	51,424	39,258	5,262	44,520
Stretcher	0	0	0	0	0	0
Transportation Network Companies	0	N/A	0	0	N/A	0
Taxi	36,371	N/A	36,371	17,003	N/A	17,003
School Board (School Bus)	0	N/A	0	0	N/A	0
Volunteers	0	N/A	0	0	N/A	0
<b>Total - Service Type</b>	<b>221,193</b>	<b>44,019</b>	<b>265,212</b>	<b>147,225</b>	<b>40,322</b>	<b>187,547</b>
<b>Contracted Transportation Operator</b>						
How many of the total trips were provided by Contracted Transportation Operators? (If the CTC provides transportation services, do not include the CTC)	88,758	N/A	88,758	68,856	N/A	68,856
<b>Total - Contracted Transportation Operator Trips</b>	<b>88,758</b>	<b>0</b>	<b>88,758</b>	<b>68,856</b>	<b>0</b>	<b>68,856</b>
<b>Revenue Source - One Way</b>						
Agency for Health Care Administration (AHCA)	0	0	0	0	0	0
Agency for Persons with Disabilities (APD)	0	0	0	0	0	0
Comm for the Transportation Disadvantaged (CTD)	30,629	N/A	30,629	27,039	N/A	27,039
Dept of Economic Opportunity (DEO)	0	0	0	0	0	0
Dept of Children and Families (DCF)	0	0	0	0	0	0
Dept of Education (DOE)	6,721	0	6,721	9,022	0	9,022
Dept of Elder Affairs (DOEA)	0	0	0	0	0	0
Dept of Health (DOH)	0	0	0	0	0	0
Dept of Juvenile Justice (DJJ)	0	0	0	0	0	0
Dept of Transportation (DOT)	105,532	0	105,532	99,363	0	99,363
Local Government	61,332	0	61,332	10,352	0	10,352
Local Non-Government	16,979	44,019	60,998	1,449	40,322	41,771
Other Federal & State Programs	0	0	0	0	0	0
<b>Total - Revenue Source</b>	<b>221,193</b>	<b>44,019</b>	<b>265,212</b>	<b>147,225</b>	<b>40,322</b>	<b>187,547</b>



## CTC Trips (cont'd)

County: Volusia

CTC Status: Submitted

CTC Organization: County of Volusia  
d/b/a VOTRAN

Fiscal Year: 07/01/2022 - 06/30/2023

CTD Status: Under Review

	Selected Reporting Period			Previous Reporting Period		
	CTC & Transportation Operators	Coordination Contractors	Total	CTC & Transportation Operators	Coordination Contractors	Total
<b>Passenger Type - One Way</b>						
Older Adults	4,068	37,182	41,250	91,280	32,717	123,997
Children At Risk	0	0	0	0	0	0
Persons With Disabilities	217,125	6,837	223,962	55,945	7,605	63,550
Low Income	0	0	0	0	0	0
Other	0	0	0	0	0	0
<b>Total - Passenger Type</b>	<b>221,193</b>	<b>44,019</b>	<b>265,212</b>	<b>147,225</b>	<b>40,322</b>	<b>187,547</b>
<b>Trip Purpose - One Way</b>						
Medical	85,223	3,382	88,605	66,728	3,997	70,725
Employment	52,345	14	52,359	27,849	7	27,856
Education/Training/Daycare	49,822	31,437	81,259	29,870	7,546	37,416
Nutritional	13,489	386	13,875	7,386	80	7,466
Life-Sustaining/Other	20,314	8,800	29,114	15,392	28,692	44,084
<b>Total - Trip Purpose</b>	<b>221,193</b>	<b>44,019</b>	<b>265,212</b>	<b>147,225</b>	<b>40,322</b>	<b>187,547</b>
<b>Unduplicated Passenger Head Count (UDPHC)</b>						
UDPHC	3,512	8,803	12,315	2,876	8,321	11,197
<b>Total - UDPHC</b>	<b>3,512</b>	<b>8,803</b>	<b>12,315</b>	<b>2,876</b>	<b>8,321</b>	<b>11,197</b>
<b>Unmet &amp; No Shows</b>						
Unmet Trip Requests	0	N/A	0	0	N/A	0
No Shows	9,400	N/A	9,400	825	N/A	825
<b>Customer Feedback</b>						
Complaints	377	N/A	377	146	N/A	146
Commendations	263	N/A	263	148	N/A	148

Date Created	Created By	User Role	Date Modified	Modified By	Comment
--------------	------------	-----------	---------------	-------------	---------



## Coordination Contractor Trips

County: Volusia

CTC Status: Submitted

CTC Organization: County of Volusia  
d/b/a VOTRAN

Fiscal Year: 07/01/2022 - 06/30/2023

Upload Date: 9/18/2023

Coordination Contractor: Duvall Homes Inc

	Selected Reporting Period	Previous Reporting Period
	Coordination Contractors	Coordination Contractors
<b>Service Type - One Way</b>		
Fixed Route/Fixed Schedule		
Daily Pass Trips	N/A	N/A
Weekly Pass Trips	N/A	N/A
Monthly Pass Trips	N/A	N/A
Deviated Fixed Route Service	N/A	N/A
Complementary ADA Service	N/A	N/A
Paratransit		
Ambulatory	28,821	24,554
Non-Ambulatory	6,356	5,143
Stretcher	0	0
Transportation Network Companies	N/A	N/A
Taxi	N/A	N/A
School Board (School Bus)	N/A	N/A
Volunteers	N/A	N/A
<b>Total - Service Type</b>	<b>35,177</b>	<b>29,697</b>
<b>Contracted Transportation Operator</b>		
How many of the total trips were provided by Contracted Transportation Operators? (If the CTC provides transportation services, do not include the CTC	N/A	N/A
<b>Total - Contracted Transportation Operator Trips</b>	<b>0</b>	<b>0</b>
<b>Revenue Source - One Way</b>		
Agency for Health Care Administration (AHCA)	0	0
Agency for Persons with Disabilities (APD)	0	0
Comm for the Transportation Disadvantaged (CTD)	N/A	N/A
Dept of Economic Opportunity (DEO)	0	0
Dept of Children and Families (DCF)	0	0
Dept of Education (DOE)	0	0
Dept of Elder Affairs (DOEA)	0	0
Dept of Health (DOH)	0	0
Dept of Juvenile Justice (DJJ)	0	0
Dept of Transportation (DOT)	0	0
Local Government	0	0
Local Non-Government	35,177	29,697
Other Federal & State Programs	0	0
<b>Total - Revenue Source</b>	<b>35,177</b>	<b>29,697</b>





## Coordination Contractor Trips (cont'd)

County: Volusia

CTC Status: Submitted

CTC Organization: County of Volusia  
d/b/a VOTRAN

Fiscal Year: 07/01/2022 - 06/30/2023

Upload Date: 9/18/2023

Coordination Contractor: Duvall Homes Inc

	Selected Reporting Period	Previous Reporting Period
	Coordination Contractors	Coordination Contractors
<b>Passenger Type - One Way</b>		
Older Adults	35,177	29,697
Children At Risk	0	0
Persons With Disabilities	0	0
Low Income	0	0
Other	0	0
<b>Total - Passenger Type</b>	<b>35,177</b>	<b>29,697</b>
<b>Trip Purpose - One Way</b>		
Medical	1,377	1,079
Employment	14	7
Education/Training/Daycare	24,600	5
Nutritional	386	80
Life-Sustaining/Other	8,800	28,526
<b>Total - Trip Purpose</b>	<b>35,177</b>	<b>29,697</b>
<b>Unduplicated Passenger Head Count (UDPHC)</b>		
UDPHC	7,035	5,940
<b>Total - UDPHC</b>	<b>7,035</b>	<b>5,940</b>
<b>Unmet &amp; No Shows</b>		
Unmet Trip Requests	N/A	N/A
No Shows	N/A	N/A
<b>Customer Feedback</b>		
Complaints	N/A	N/A
Commendations	N/A	N/A



## Coordination Contractor Trips

County: Volusia

CTC Status: Submitted

CTC Organization: County of Volusia  
d/b/a VOTRAN

Fiscal Year: 07/01/2022 - 06/30/2023

Upload Date: 9/18/2023

Coordination Contractor: Good Samaritan  
Society DB

	Selected Reporting Period	Previous Reporting Period
	Coordination Contractors	Coordination Contractors
<b>Service Type - One Way</b>		
Fixed Route/Fixed Schedule		
Daily Pass Trips	N/A	N/A
Weekly Pass Trips	N/A	N/A
Monthly Pass Trips	N/A	N/A
Deviated Fixed Route Service	N/A	N/A
Complementary ADA Service	N/A	N/A
Paratransit		
Ambulatory	3	157
Non-Ambulatory	18	85
Stretcher	0	0
Transportation Network Companies	N/A	N/A
Taxi	N/A	N/A
School Board (School Bus)	N/A	N/A
Volunteers	N/A	N/A
<b>Total - Service Type</b>	<b>21</b>	<b>242</b>
<b>Contracted Transportation Operator</b>		
How many of the total trips were provided by Contracted Transportation Operators? (If the CTC provides transportation services, do not include the CTC	N/A	N/A
<b>Total - Contracted Transportation Operator Trips</b>	<b>0</b>	<b>0</b>
<b>Revenue Source - One Way</b>		
Agency for Health Care Administration (AHCA)	0	0
Agency for Persons with Disabilities (APD)	0	0
Comm for the Transportation Disadvantaged (CTD)	N/A	N/A
Dept of Economic Opportunity (DEO)	0	0
Dept of Children and Families (DCF)	0	0
Dept of Education (DOE)	0	0
Dept of Elder Affairs (DOEA)	0	0
Dept of Health (DOH)	0	0
Dept of Juvenile Justice (DJJ)	0	0
Dept of Transportation (DOT)	0	0
Local Government	0	0
Local Non-Government	21	242
Other Federal & State Programs	0	0
<b>Total - Revenue Source</b>	<b>21</b>	<b>242</b>



## Coordination Contractor Trips (cont'd)

**County:** Volusia

**CTC Status:** Submitted

**CTC Organization:** County of Volusia  
d/b/a VOTRAN

**Fiscal Year:** 07/01/2022 - 06/30/2023

**Upload Date:** 9/18/2023

**Coordination Contractor:** Good Samaritan  
Society DB

	Selected Reporting Period	Previous Reporting Period
	Coordination Contractors	Coordination Contractors
<b>Passenger Type - One Way</b>		
Older Adults	21	242
Children At Risk	0	0
Persons With Disabilities	0	0
Low Income	0	0
Other	0	0
<b>Total - Passenger Type</b>	<b>21</b>	<b>242</b>
<b>Trip Purpose - One Way</b>		
Medical	21	140
Employment	0	0
Education/Training/Daycare	0	0
Nutritional	0	0
Life-Sustaining/Other	0	102
<b>Total - Trip Purpose</b>	<b>21</b>	<b>242</b>
<b>Unduplicated Passenger Head Count (UDPHC)</b>		
UDPHC	4	105
<b>Total - UDPHC</b>	<b>4</b>	<b>105</b>
<b>Unmet &amp; No Shows</b>		
Unmet Trip Requests	N/A	N/A
No Shows	N/A	N/A
<b>Customer Feedback</b>		
Complaints	N/A	N/A
Commendations	N/A	N/A

## Coordination Contractor Trips

**County:** Volusia

**CTC Status:** Submitted

**CTC Organization:** County of Volusia  
d/b/a VOTRAN

**Fiscal Year:** 07/01/2022 - 06/30/2023

**Upload Date:** 9/18/2023

**Coordination Contractor:** Good Samaritan  
Florida Lutheran  
Deland

	Selected Reporting Period	Previous Reporting Period
	Coordination Contractors	Coordination Contractors
<b>Service Type - One Way</b>		
Fixed Route/Fixed Schedule		
Daily Pass Trips	N/A	N/A
Weekly Pass Trips	N/A	N/A
Monthly Pass Trips	N/A	N/A
Deviated Fixed Route Service	N/A	N/A
Complementary ADA Service	N/A	N/A
Paratransit		
Ambulatory	1,984	2,778
Non-Ambulatory	0	0
Stretcher	0	0
Transportation Network Companies	N/A	N/A
Taxi	N/A	N/A
School Board (School Bus)	N/A	N/A
Volunteers	N/A	N/A
<b>Total - Service Type</b>	<b>1,984</b>	<b>2,778</b>
<b>Contracted Transportation Operator</b>		
How many of the total trips were provided by Contracted Transportation Operators? (If the CTC provides transportation services, do not include the CTC	N/A	N/A
<b>Total - Contracted Transportation Operator Trips</b>	<b>0</b>	<b>0</b>
<b>Revenue Source - One Way</b>		
Agency for Health Care Administration (AHCA)	0	0
Agency for Persons with Disabilities (APD)	0	0
Comm for the Transportation Disadvantaged (CTD)	N/A	N/A
Dept of Economic Opportunity (DEO)	0	0
Dept of Children and Families (DCF)	0	0
Dept of Education (DOE)	0	0
Dept of Elder Affairs (DOEA)	0	0
Dept of Health (DOH)	0	0
Dept of Juvenile Justice (DJJ)	0	0
Dept of Transportation (DOT)	0	0
Local Government	0	0
Local Non-Government	1,984	2,778
Other Federal & State Programs	0	0
<b>Total - Revenue Source</b>	<b>1,984</b>	<b>2,778</b>

### Coordination Contractor Trips (cont'd)

**County:** Volusia

**CTC Status:** Submitted

**CTC Organization:** County of Volusia  
d/b/a VOTRAN

**Fiscal Year:** 07/01/2022 - 06/30/2023

**Upload Date:** 9/18/2023

**Coordination Contractor:** Good Samaritan  
Florida Lutheran  
Deland

	Selected Reporting Period	Previous Reporting Period
	Coordination Contractors	Coordination Contractors
<b>Passenger Type - One Way</b>		
Older Adults	1,984	2,778
Children At Risk	0	0
Persons With Disabilities	0	0
Low Income	0	0
Other	0	0
<b>Total - Passenger Type</b>	<b>1,984</b>	<b>2,778</b>
<b>Trip Purpose - One Way</b>		
Medical	1,984	2,778
Employment	0	0
Education/Training/Daycare	0	0
Nutritional	0	0
Life-Sustaining/Other	0	0
<b>Total - Trip Purpose</b>	<b>1,984</b>	<b>2,778</b>
<b>Unduplicated Passenger Head Count (UDPHC)</b>		
UDPHC	397	755
<b>Total - UDPHC</b>	<b>397</b>	<b>755</b>
<b>Unmet &amp; No Shows</b>		
Unmet Trip Requests	N/A	N/A
No Shows	N/A	N/A
<b>Customer Feedback</b>		
Complaints	N/A	N/A
Commendations	N/A	N/A



## Coordination Contractor Trips

County: Volusia

CTC Status: Submitted

CTC Organization: County of Volusia  
d/b/a VOTRAN

Fiscal Year: 07/01/2022 - 06/30/2023

Upload Date: 9/18/2023

Coordination Contractor: Conklin Davis Center  
for the Visually  
Impaired

	Selected Reporting Period	Previous Reporting Period
	Coordination Contractors	Coordination Contractors
<b>Service Type - One Way</b>		
Fixed Route/Fixed Schedule		
Daily Pass Trips	N/A	N/A
Weekly Pass Trips	N/A	N/A
Monthly Pass Trips	N/A	N/A
Deviated Fixed Route Service	N/A	N/A
Complementary ADA Service	N/A	N/A
Paratransit		
Ambulatory	6,827	7,571
Non-Ambulatory	10	34
Stretcher	0	0
Transportation Network Companies	N/A	N/A
Taxi	N/A	N/A
School Board (School Bus)	N/A	N/A
Volunteers	N/A	N/A
<b>Total - Service Type</b>	<b>6,837</b>	<b>7,605</b>
<b>Contracted Transportation Operator</b>		
How many of the total trips were provided by Contracted Transportation Operators? (If the CTC provides transportation services, do not include the CTC	N/A	N/A
<b>Total - Contracted Transportation Operator Trips</b>	<b>0</b>	<b>0</b>
<b>Revenue Source - One Way</b>		
Agency for Health Care Administration (AHCA)	0	0
Agency for Persons with Disabilities (APD)	0	0
Comm for the Transportation Disadvantaged (CTD)	N/A	N/A
Dept of Economic Opportunity (DEO)	0	0
Dept of Children and Families (DCF)	0	0
Dept of Education (DOE)	0	0
Dept of Elder Affairs (DOEA)	0	0
Dept of Health (DOH)	0	0
Dept of Juvenile Justice (DJJ)	0	0
Dept of Transportation (DOT)	0	0
Local Government	0	0
Local Non-Government	6,837	7,605
Other Federal & State Programs	0	0
<b>Total - Revenue Source</b>	<b>6,837</b>	<b>7,605</b>



## Coordination Contractor Trips (cont'd)

County: Volusia

CTC Status: Submitted

CTC Organization: County of Volusia  
d/b/a VOTRAN

Fiscal Year: 07/01/2022 - 06/30/2023

Upload Date: 9/18/2023

Coordination Contractor: Conklin Davis Center  
for the Visually  
Impaired

	Selected Reporting Period	Previous Reporting Period
	Coordination Contractors	Coordination Contractors
<b>Passenger Type - One Way</b>		
Older Adults	0	0
Children At Risk	0	0
Persons With Disabilities	6,837	7,605
Low Income	0	0
Other	0	0
<b>Total - Passenger Type</b>	<b>6,837</b>	<b>7,605</b>
<b>Trip Purpose - One Way</b>		
Medical	0	0
Employment	0	0
Education/Training/Daycare	6,837	7,541
Nutritional	0	0
Life-Sustaining/Other	0	64
<b>Total - Trip Purpose</b>	<b>6,837</b>	<b>7,605</b>
<b>Unduplicated Passenger Head Count (UDPHC)</b>		
UDPHC	1,367	1,521
<b>Total - UDPHC</b>	<b>1,367</b>	<b>1,521</b>
<b>Unmet &amp; No Shows</b>		
Unmet Trip Requests	N/A	N/A
No Shows	N/A	N/A
<b>Customer Feedback</b>		
Complaints	N/A	N/A
Commendations	N/A	N/A



## CTC Vehicles & Drivers

County: Volusia

CTC Status: Submitted

CTC Organization: County of Volusia  
d/b/a VOTRAN

Fiscal Year: 07/01/2022 - 06/30/2023

CTD Status: Under Review

	Selected Reporting Period			Previous Reporting Period		
	CTC & Transportation Operators	Coordination Contractors	Total	CTC & Transportation Operators	Coordination Contractors	Total
<b>Vehicle Miles</b>						
Deviated Fixed Route Miles	0	N/A	0	0	N/A	0
Complementary ADA Service Miles	0	N/A	0	0	N/A	0
Paratransit Miles	2,040,476	199,377	2,239,853	1,271,281	155,620	1,426,901
Transportation Network Companies (TNC) Miles	0	N/A	0	0	N/A	0
Taxi Miles	281,898	N/A	281,898	0	N/A	0
School Board (School Bus) Miles	0	N/A	0	0	N/A	0
Volunteers Miles	0	N/A	0	0	N/A	0
<b>Total - Vehicle Miles</b>	<b>2,322,374</b>	<b>199,377</b>	<b>2,521,751</b>	<b>1,271,281</b>	<b>155,620</b>	<b>1,426,901</b>
<b>Roadcalls &amp; Accidents</b>						
Roadcalls	40	2	42	73	3	76
Chargeable Accidents	17	0	17	5	0	5
<b>Vehicle Inventory</b>						
Total Number of Vehicles	90	36	126	74	37	111
Number of Wheelchair Accessible Vehicles	90	19	109	74	17	91
<b>Drivers</b>						
Number of Full Time & Part Time Drivers	59	150	209	46	142	188
Number of Volunteer Drivers	0	0	0	0	0	0

Date Created	Created By	User Role	Date Modified	Modified By	Comment
--------------	------------	-----------	---------------	-------------	---------





## Coordination Contractor Vehicles & Drivers

**County:** Volusia

**CTC Status:** Submitted

**CTC Organization:** County of Volusia  
d/b/a VOTRAN

**Fiscal Year:** 07/01/2022 - 06/30/2023

**Upload Date:** 9/18/2023

**Coordination Contractor:** Duvall Homes Inc

	Selected Reporting Period	Previous Reporting Period
	Coordination Contractors	Coordination Contractors
<b>Vehicle Miles</b>		
Deviated Fixed Route Miles	N/A	N/A
Complementary ADA Service Miles	N/A	N/A
Paratransit Miles	94,557	63,381
Transportation Network Companies (TNC) Miles	N/A	N/A
Taxi Miles	N/A	N/A
School Board (School Bus) Miles	N/A	N/A
Volunteers Miles	N/A	N/A
<b>Total - Vehicle Miles</b>	<b>94,557</b>	<b>63,381</b>
<b>Roadcalls &amp; Accidents</b>		
Roadcalls	2	3
Chargeable Accidents	0	0
<b>Vehicle Inventory</b>		
Total Number of Vehicles	20	21
Number of Wheelchair Accessible Vehicles	15	14
<b>Drivers</b>		
Number of Full Time & Part Time Drivers	68	61
Number of Volunteer Drivers	0	0



## Coordination Contractor Vehicles & Drivers

**County:** Volusia

**CTC Status:** Submitted

**CTC Organization:** County of Volusia  
d/b/a VOTRAN

**Fiscal Year:** 07/01/2022 - 06/30/2023

**Upload Date:** 9/18/2023

**Coordination Contractor:** Good Samaritan  
Society DB

	Selected Reporting Period	Previous Reporting Period
	Coordination Contractors	Coordination Contractors
<b>Vehicle Miles</b>		
Deviated Fixed Route Miles	N/A	N/A
Complementary ADA Service Miles	N/A	N/A
Paratransit Miles	261	2,883
Transportation Network Companies (TNC) Miles	N/A	N/A
Taxi Miles	N/A	N/A
School Board (School Bus) Miles	N/A	N/A
Volunteers Miles	N/A	N/A
<b>Total - Vehicle Miles</b>	<b>261</b>	<b>2,883</b>
<b>Roadcalls &amp; Accidents</b>		
Roadcalls	0	0
Chargeable Accidents	0	0
<b>Vehicle Inventory</b>		
Total Number of Vehicles	3	3
Number of Wheelchair Accessible Vehicles	0	0
<b>Drivers</b>		
Number of Full Time & Part Time Drivers	2	2
Number of Volunteer Drivers	0	0

## Coordination Contractor Vehicles & Drivers

**County:** Volusia

**CTC Status:** Submitted

**CTC Organization:** County of Volusia  
d/b/a VOTRAN

**Fiscal Year:** 07/01/2022 - 06/30/2023

**Upload Date:** 9/18/2023

**Coordination Contractor:** Good Samaritan  
Florida Lutheran  
Deland

	Selected Reporting Period	Previous Reporting Period
	Coordination Contractors	Coordination Contractors
<b>Vehicle Miles</b>		
Deviated Fixed Route Miles	N/A	N/A
Complementary ADA Service Miles	N/A	N/A
Paratransit Miles	7,858	12,687
Transportation Network Companies (TNC) Miles	N/A	N/A
Taxi Miles	N/A	N/A
School Board (School Bus) Miles	N/A	N/A
Volunteers Miles	N/A	N/A
<b>Total - Vehicle Miles</b>	<b>7,858</b>	<b>12,687</b>
<b>Roadcalls &amp; Accidents</b>		
Roadcalls	0	0
Chargeable Accidents	0	0
<b>Vehicle Inventory</b>		
Total Number of Vehicles	5	5
Number of Wheelchair Accessible Vehicles	1	1
<b>Drivers</b>		
Number of Full Time & Part Time Drivers	54	54
Number of Volunteer Drivers	0	0



## Coordination Contractor Vehicles & Drivers

**County:** Volusia

**CTC Status:** Submitted

**CTC Organization:** County of Volusia  
d/b/a VOTRAN

**Fiscal Year:** 07/01/2022 - 06/30/2023

**Upload Date:** 9/18/2023

**Coordination Contractor:** Conklin Davis Center  
for the Visually  
Impaired

	Selected Reporting Period	Previous Reporting Period
	Coordination Contractors	Coordination Contractors
<b>Vehicle Miles</b>		
Deviated Fixed Route Miles	N/A	N/A
Complementary ADA Service Miles	N/A	N/A
Paratransit Miles	96,701	76,669
Transportation Network Companies (TNC) Miles	N/A	N/A
Taxi Miles	N/A	N/A
School Board (School Bus) Miles	N/A	N/A
Volunteers Miles	N/A	N/A
<b>Total - Vehicle Miles</b>	<b>96,701</b>	<b>76,669</b>
<b>Roadcalls &amp; Accidents</b>		
Roadcalls	0	0
Chargeable Accidents	0	0
<b>Vehicle Inventory</b>		
Total Number of Vehicles	8	8
Number of Wheelchair Accessible Vehicles	3	2
<b>Drivers</b>		
Number of Full Time & Part Time Drivers	26	25
Number of Volunteer Drivers	0	0



## CTC Revenue Sources

County: Volusia

CTC Status: Submitted

CTC Organization: County of Volusia  
d/b/a VOTRAN

Fiscal Year: 07/01/2022 - 06/30/2023

CTD Status: Under Review

	Selected Reporting Period			Previous Reporting Period		
	CTC & Transportation Operators	Coordination Contractors	Total	CTC & Transportation Operators	Coordination Contractors	Total
<b>Revenue Sources</b>						
Agency for Health Care Administration (AHCA)	\$ 0	\$ 0	\$ 0	\$ 0	\$ 0	\$ 0
Agency for Persons with Disabilities (APD)	\$ 0	\$ 0	\$ 0	\$ 0	\$ 0	\$ 0
Dept of Economic Opportunity (DEO)	\$ 0	\$ 0	\$ 0	\$ 0	\$ 0	\$ 0
Dept of Children and Families (DCF)	\$ 0	\$ 0	\$ 0	\$ 0	\$ 0	\$ 0
Dept of Education (DOE)	\$ 20,163	\$ 0	\$ 20,163	\$ 27,066	\$ 0	\$ 27,066
Dept of Elder Affairs (DOEA)	\$ 0	\$ 0	\$ 0	\$ 0	\$ 0	\$ 0
Dept of Health (DOH)	\$ 0	\$ 0	\$ 0	\$ 0	\$ 0	\$ 0
Dept of Juvenile Justice (DJJ)	\$ 0	\$ 0	\$ 0	\$ 0	\$ 0	\$ 0
<b>Commission for the Transportation Disadvantaged (CTD)</b>						
Non-Sponsored Trip Program	\$ 751,741	N/A	\$ 751,741	\$ 809,586	N/A	\$ 809,586
Non-Sponsored Capital Equipment	\$ 0	N/A	\$ 0	\$ 0	N/A	\$ 0
Rural Capital Equipment	\$ 0	N/A	\$ 0	\$ 0	N/A	\$ 0
TD Other	\$ 0	N/A	\$ 0	\$ 0	N/A	\$ 0
<b>Department of Transportation (DOT)</b>						
49 USC 5307	\$ 4,907,193	\$ 0	\$ 4,907,193	\$ 6,737,402	\$ 0	\$ 6,737,402
49 USC 5310	\$ 0	\$ 0	\$ 0	\$ 0	\$ 0	\$ 0
49 USC 5311	\$ 639,203	\$ 0	\$ 639,203	\$ 815,733	\$ 0	\$ 815,733
49 USC 5311 (f)	\$ 0	\$ 0	\$ 0	\$ 0	\$ 0	\$ 0
Block Grant	\$ 0	\$ 0	\$ 0	\$ 0	\$ 0	\$ 0
Service Development	\$ 0	\$ 0	\$ 0	\$ 0	\$ 0	\$ 0
Commuter Assistance Program	\$ 0	\$ 0	\$ 0	\$ 0	\$ 0	\$ 0
Other DOT	\$ 0	\$ 0	\$ 0	\$ 0	\$ 0	\$ 0
<b>Local Government</b>						
School Board (School Bus)	\$ 0	N/A	\$ 0	\$ 0	N/A	\$ 0
County Cash	\$ 3,223,383	\$ 0	\$ 3,223,383	\$ 89,954	\$ 0	\$ 89,954
County In-Kind	\$ 0	\$ 0	\$ 0	\$ 0	\$ 0	\$ 0
City Cash	\$ 0	\$ 0	\$ 0	\$ 0	\$ 0	\$ 0
City In-Kind	\$ 0	\$ 0	\$ 0	\$ 0	\$ 0	\$ 0
Other Cash	\$ 0	\$ 0	\$ 0	\$ 0	\$ 0	\$ 0
Other In-Kind	\$ 0	\$ 0	\$ 0	\$ 0	\$ 0	\$ 0
<b>Local Non-Government</b>						
Farebox	\$ 768,400	\$ 0	\$ 768,400	\$ 691,432	\$ 0	\$ 691,432
Donations/Contributions	\$ 0	\$ 0	\$ 0	\$ 0	\$ 0	\$ 0
In-Kind Services	\$ 0	\$ 0	\$ 0	\$ 0	\$ 0	\$ 0
Other Non-Government	\$ 123,978	\$ 277,768	\$ 401,746	\$ 109,342	\$ 216,697	\$ 326,039
<b>Other Federal &amp; State Programs</b>						
Other Federal Programs	\$ 0	\$ 0	\$ 0	\$ 0	\$ 0	\$ 0
Other State Programs	\$ 0	\$ 0	\$ 0	\$ 0	\$ 0	\$ 0
<b>Total - Revenue Sources</b>	<b>\$ 10,434,061</b>	<b>\$ 277,768</b>	<b>\$ 10,711,829</b>	<b>\$ 9,280,515</b>	<b>\$ 216,697</b>	<b>\$ 9,497,212</b>

Date Created	Created By	User Role	Date Modified	Modified By	Comment
--------------	------------	-----------	---------------	-------------	---------



## Coordination Contractor Revenue Sources

County: Volusia

CTC Status: Submitted

CTC Organization: County of Volusia  
d/b/a VOTRAN

Fiscal Year: 07/01/2022 - 06/30/2023

Upload Date: 9/18/2023

Coordination Contractor: Duvall Homes Inc

	Selected Reporting Period	Previous Reporting Period
	Coordination Contractors	Coordination Contractors
<b>Revenue Sources</b>		
Agency for Health Care Administration (AHCA)	\$ 0	\$ 0
Agency for Persons with Disabilities (APD)	\$ 0	\$ 0
Dept of Economic Opportunity (DEO)	\$ 0	\$ 0
Dept of Children and Families (DCF)	\$ 0	\$ 0
Dept of Education (DOE)	\$ 0	\$ 0
Dept of Elder Affairs (DOEA)	\$ 0	\$ 0
Dept of Health (DOH)	\$ 0	\$ 0
Dept of Juvenile Justice (DJJ)	\$ 0	\$ 0
<b>Commission for the Transportation Disadvantaged (CTD)</b>		
Non-Sponsored Trip Program	N/A	N/A
Non-Sponsored Capital Equipment	N/A	N/A
Rural Capital Equipment	N/A	N/A
TD Other	N/A	N/A
<b>Department of Transportation (DOT)</b>		
49 USC 5307	\$ 0	\$ 0
49 USC 5310	\$ 0	\$ 0
49 USC 5311	\$ 0	\$ 0
49 USC 5311 (f)	\$ 0	\$ 0
Block Grant	\$ 0	\$ 0
Service Development	\$ 0	\$ 0
Commuter Assistance Program	\$ 0	\$ 0
Other DOT	\$ 0	\$ 0
<b>Local Government</b>		
School Board (School Bus)	N/A	N/A
County Cash	\$ 0	\$ 0
County In-Kind	\$ 0	\$ 0
City Cash	\$ 0	\$ 0
City In-Kind	\$ 0	\$ 0
Other Cash	\$ 0	\$ 0
Other In-Kind	\$ 0	\$ 0
<b>Local Non-Government</b>		
Farebox	\$ 0	\$ 0
Donations/Contributions	\$ 0	\$ 0
In-Kind Services	\$ 0	\$ 0
Other Non-Government	\$ 184,778	\$ 147,671
<b>Other Federal &amp; State Programs</b>		
Other Federal Programs	\$ 0	\$ 0
Other State Programs	\$ 0	\$ 0
<b>Total - Revenue Sources</b>	<b>\$ 184,778</b>	<b>\$ 147,671</b>



## Coordination Contractor Revenue Sources

County: Volusia

CTC Status: Submitted

CTC Organization: County of Volusia  
d/b/a VOTRAN

Fiscal Year: 07/01/2022 - 06/30/2023

Upload Date: 9/18/2023

Coordination Contractor: Good Samaritan  
Society DB

	Selected Reporting Period	Previous Reporting Period
	Coordination Contractors	Coordination Contractors
<b>Revenue Sources</b>		
Agency for Health Care Administration (AHCA)	\$ 0	\$ 0
Agency for Persons with Disabilities (APD)	\$ 0	\$ 0
Dept of Economic Opportunity (DEO)	\$ 0	\$ 0
Dept of Children and Families (DCF)	\$ 0	\$ 0
Dept of Education (DOE)	\$ 0	\$ 0
Dept of Elder Affairs (DOEA)	\$ 0	\$ 0
Dept of Health (DOH)	\$ 0	\$ 0
Dept of Juvenile Justice (DJJ)	\$ 0	\$ 0
<b>Commission for the Transportation Disadvantaged (CTD)</b>		
Non-Sponsored Trip Program	N/A	N/A
Non-Sponsored Capital Equipment	N/A	N/A
Rural Capital Equipment	N/A	N/A
TD Other	N/A	N/A
<b>Department of Transportation (DOT)</b>		
49 USC 5307	\$ 0	\$ 0
49 USC 5310	\$ 0	\$ 0
49 USC 5311	\$ 0	\$ 0
49 USC 5311 (f)	\$ 0	\$ 0
Block Grant	\$ 0	\$ 0
Service Development	\$ 0	\$ 0
Commuter Assistance Program	\$ 0	\$ 0
Other DOT	\$ 0	\$ 0
<b>Local Government</b>		
School Board (School Bus)	N/A	N/A
County Cash	\$ 0	\$ 0
County In-Kind	\$ 0	\$ 0
City Cash	\$ 0	\$ 0
City In-Kind	\$ 0	\$ 0
Other Cash	\$ 0	\$ 0
Other In-Kind	\$ 0	\$ 0
<b>Local Non-Government</b>		
Farebox	\$ 0	\$ 0
Donations/Contributions	\$ 0	\$ 0
In-Kind Services	\$ 0	\$ 0
Other Non-Government	\$ 183	\$ 1,680
<b>Other Federal &amp; State Programs</b>		
Other Federal Programs	\$ 0	\$ 0
Other State Programs	\$ 0	\$ 0
<b>Total - Revenue Sources</b>	<b>\$ 183</b>	<b>\$ 1,680</b>



## Coordination Contractor Revenue Sources

County: Volusia

CTC Status: Submitted

CTC Organization: County of Volusia  
d/b/a VOTRAN

Fiscal Year: 07/01/2022 - 06/30/2023

Upload Date: 9/18/2023

Coordination Contractor: Good Samaritan  
Florida Lutheran  
Deland

	Selected Reporting Period	Previous Reporting Period
	Coordination Contractors	Coordination Contractors
<b>Revenue Sources</b>		
Agency for Health Care Administration (AHCA)	\$ 0	\$ 0
Agency for Persons with Disabilities (APD)	\$ 0	\$ 0
Dept of Economic Opportunity (DEO)	\$ 0	\$ 0
Dept of Children and Families (DCF)	\$ 0	\$ 0
Dept of Education (DOE)	\$ 0	\$ 0
Dept of Elder Affairs (DOEA)	\$ 0	\$ 0
Dept of Health (DOH)	\$ 0	\$ 0
Dept of Juvenile Justice (DJJ)	\$ 0	\$ 0
<b>Commission for the Transportation Disadvantaged (CTD)</b>		
Non-Sponsored Trip Program	N/A	N/A
Non-Sponsored Capital Equipment	N/A	N/A
Rural Capital Equipment	N/A	N/A
TD Other	N/A	N/A
<b>Department of Transportation (DOT)</b>		
49 USC 5307	\$ 0	\$ 0
49 USC 5310	\$ 0	\$ 0
49 USC 5311	\$ 0	\$ 0
49 USC 5311 (f)	\$ 0	\$ 0
Block Grant	\$ 0	\$ 0
Service Development	\$ 0	\$ 0
Commuter Assistance Program	\$ 0	\$ 0
Other DOT	\$ 0	\$ 0
<b>Local Government</b>		
School Board (School Bus)	N/A	N/A
County Cash	\$ 0	\$ 0
County In-Kind	\$ 0	\$ 0
City Cash	\$ 0	\$ 0
City In-Kind	\$ 0	\$ 0
Other Cash	\$ 0	\$ 0
Other In-Kind	\$ 0	\$ 0
<b>Local Non-Government</b>		
Farebox	\$ 0	\$ 0
Donations/Contributions	\$ 0	\$ 0
In-Kind Services	\$ 0	\$ 0
Other Non-Government	\$ 60,419	\$ 45,210
<b>Other Federal &amp; State Programs</b>		
Other Federal Programs	\$ 0	\$ 0
Other State Programs	\$ 0	\$ 0
<b>Total - Revenue Sources</b>	<b>\$ 60,419</b>	<b>\$ 45,210</b>





## Coordination Contractor Revenue Sources

County: Volusia

CTC Status: Submitted

CTC Organization: County of Volusia  
d/b/a VOTRAN

Fiscal Year: 07/01/2022 - 06/30/2023

Upload Date: 9/18/2023

Coordination Contractor: Conklin Davis Center  
for the Visually  
Impaired

	Selected Reporting Period	Previous Reporting Period
	Coordination Contractors	Coordination Contractors
<b>Revenue Sources</b>		
Agency for Health Care Administration (AHCA)	\$ 0	\$ 0
Agency for Persons with Disabilities (APD)	\$ 0	\$ 0
Dept of Economic Opportunity (DEO)	\$ 0	\$ 0
Dept of Children and Families (DCF)	\$ 0	\$ 0
Dept of Education (DOE)	\$ 0	\$ 0
Dept of Elder Affairs (DOEA)	\$ 0	\$ 0
Dept of Health (DOH)	\$ 0	\$ 0
Dept of Juvenile Justice (DJJ)	\$ 0	\$ 0
<b>Commission for the Transportation Disadvantaged (CTD)</b>		
Non-Sponsored Trip Program	N/A	N/A
Non-Sponsored Capital Equipment	N/A	N/A
Rural Capital Equipment	N/A	N/A
TD Other	N/A	N/A
<b>Department of Transportation (DOT)</b>		
49 USC 5307	\$ 0	\$ 0
49 USC 5310	\$ 0	\$ 0
49 USC 5311	\$ 0	\$ 0
49 USC 5311 (f)	\$ 0	\$ 0
Block Grant	\$ 0	\$ 0
Service Development	\$ 0	\$ 0
Commuter Assistance Program	\$ 0	\$ 0
Other DOT	\$ 0	\$ 0
<b>Local Government</b>		
School Board (School Bus)	N/A	N/A
County Cash	\$ 0	\$ 0
County In-Kind	\$ 0	\$ 0
City Cash	\$ 0	\$ 0
City In-Kind	\$ 0	\$ 0
Other Cash	\$ 0	\$ 0
Other In-Kind	\$ 0	\$ 0
<b>Local Non-Government</b>		
Farebox	\$ 0	\$ 0
Donations/Contributions	\$ 0	\$ 0
In-Kind Services	\$ 0	\$ 0
Other Non-Government	\$ 32,388	\$ 22,136
<b>Other Federal &amp; State Programs</b>		
Other Federal Programs	\$ 0	\$ 0
Other State Programs	\$ 0	\$ 0
<b>Total - Revenue Sources</b>	<b>\$ 32,388</b>	<b>\$ 22,136</b>



## CTC Expense Sources

County: Volusia

CTC Status: Submitted

CTC Organization: County of Volusia  
d/b/a VOTRAN

Fiscal Year: 07/01/2022 - 06/30/2023

CTD Status: Under Review

	Selected Reporting Period			Previous Reporting Period		
	CTC & Transportation Operators	Coordination Contractors	Total	CTC & Transportation Operators	Coordination Contractors	Total
<b>Expense Sources</b>						
Labor	\$ 3,552,751	\$ 277,768	\$ 3,830,519	\$ 3,431,297	\$ 216,697	\$ 3,647,994
Fringe Benefits	\$ 1,333,116	\$ 0	\$ 1,333,116	\$ 1,402,617	\$ 0	\$ 1,402,617
Services	\$ 423,025	\$ 0	\$ 423,025	\$ 307,260	\$ 0	\$ 307,260
Materials & Supplies Consumed	\$ 1,464,031	\$ 0	\$ 1,464,031	\$ 1,469,173	\$ 0	\$ 1,469,173
Utilities	\$ 29,310	\$ 0	\$ 29,310	\$ 31,374	\$ 0	\$ 31,374
Casualty & Liability	\$ 139,406	\$ 0	\$ 139,406	\$ 110,051	\$ 0	\$ 110,051
Taxes	\$ 0	\$ 0	\$ 0	\$ 0	\$ 0	\$ 0
Miscellaneous	\$ 0	\$ 0	\$ 0	\$ 0	\$ 0	\$ 0
Interest	\$ 0	\$ 0	\$ 0	\$ 0	\$ 0	\$ 0
Leases & Rentals	\$ 0	\$ 0	\$ 0	\$ 0	\$ 0	\$ 0
Capital Purchases	\$ 0	\$ 0	\$ 0	\$ 0	\$ 0	\$ 0
Contributed Services	\$ 0	\$ 0	\$ 0	\$ 0	\$ 0	\$ 0
Allocated Indirect Expenses	\$ 1,021,445	\$ 0	\$ 1,021,445	\$ 1,111,294	\$ 0	\$ 1,111,294
<b>Purchased Transportation Services</b>						
Bus Pass	\$ 0	N/A	\$ 0	\$ 0	N/A	\$ 0
School Board (School Bus)	\$ 0	N/A	\$ 0	\$ 0	N/A	\$ 0
Transportation Network Companies (TNC)	\$ 0	N/A	\$ 0	\$ 0	N/A	\$ 0
Taxi	\$ 0	N/A	\$ 0	\$ 0	N/A	\$ 0
Contracted Operator	\$ 2,470,977	N/A	\$ 2,470,977	\$ 1,417,449	N/A	\$ 1,417,449
<b>Total - Expense Sources</b>	<b>\$ 10,434,061</b>	<b>\$ 277,768</b>	<b>\$ 10,711,829</b>	<b>\$ 9,280,515</b>	<b>\$ 216,697</b>	<b>\$ 9,497,212</b>

Date Created	Created By	User Role	Date Modified	Modified By	Comment
--------------	------------	-----------	---------------	-------------	---------



## Coordination Contractor Expense Sources

County: Volusia

CTC Status: Submitted

CTC Organization: County of Volusia  
d/b/a VOTRAN

Fiscal Year: 07/01/2022 - 06/30/2023

Upload Date: 9/18/2023

Coordination Contractor: Duvall Homes Inc

	Selected Reporting Period	Previous Reporting Period
	Coordination Contractors	Coordination Contractors
<b>Expense Sources</b>		
Labor	\$ 184,778	\$ 147,671
Fringe Benefits	\$ 0	\$ 0
Services	\$ 0	\$ 0
Materials & Supplies Consumed	\$ 0	\$ 0
Utilities	\$ 0	\$ 0
Casualty & Liability	\$ 0	\$ 0
Taxes	\$ 0	\$ 0
Miscellaneous	\$ 0	\$ 0
Interest	\$ 0	\$ 0
Leases & Rentals	\$ 0	\$ 0
Capital Purchases	\$ 0	\$ 0
Contributed Services	\$ 0	\$ 0
Allocated Indirect Expenses	\$ 0	\$ 0
<b>Purchased Transportation Services</b>		
Bus Pass	N/A	N/A
School Board (School Bus)	N/A	N/A
Transportation Network Companies (TNC)	N/A	N/A
Taxi	N/A	N/A
Contracted Operator	N/A	N/A
<b>Total - Expense Sources</b>	<b>\$ 184,778</b>	<b>\$ 147,671</b>



## Coordination Contractor Expense Sources

County: Volusia

CTC Status: Submitted

CTC Organization: County of Volusia  
d/b/a VOTRAN

Fiscal Year: 07/01/2022 - 06/30/2023

Upload Date: 9/18/2023

Coordination Contractor: Good Samaritan  
Society DB

	Selected Reporting Period	Previous Reporting Period
	Coordination Contractors	Coordination Contractors
<b>Expense Sources</b>		
Labor	\$ 183	\$ 1,680
Fringe Benefits	\$ 0	\$ 0
Services	\$ 0	\$ 0
Materials & Supplies Consumed	\$ 0	\$ 0
Utilities	\$ 0	\$ 0
Casualty & Liability	\$ 0	\$ 0
Taxes	\$ 0	\$ 0
Miscellaneous	\$ 0	\$ 0
Interest	\$ 0	\$ 0
Leases & Rentals	\$ 0	\$ 0
Capital Purchases	\$ 0	\$ 0
Contributed Services	\$ 0	\$ 0
Allocated Indirect Expenses	\$ 0	\$ 0
<b>Purchased Transportation Services</b>		
Bus Pass	N/A	N/A
School Board (School Bus)	N/A	N/A
Transportation Network Companies (TNC)	N/A	N/A
Taxi	N/A	N/A
Contracted Operator	N/A	N/A
<b>Total - Expense Sources</b>	<b>\$ 183</b>	<b>\$ 1,680</b>



## Coordination Contractor Expense Sources

County: Volusia

CTC Status: Submitted

CTC Organization: County of Volusia  
d/b/a VOTRAN

Fiscal Year: 07/01/2022 - 06/30/2023

Upload Date: 9/18/2023

Coordination Contractor: Good Samaritan  
Florida Lutheran  
Deland

	Selected Reporting Period	Previous Reporting Period
	Coordination Contractors	Coordination Contractors
<b>Expense Sources</b>		
Labor	\$ 60,419	\$ 45,210
Fringe Benefits	\$ 0	\$ 0
Services	\$ 0	\$ 0
Materials & Supplies Consumed	\$ 0	\$ 0
Utilities	\$ 0	\$ 0
Casualty & Liability	\$ 0	\$ 0
Taxes	\$ 0	\$ 0
Miscellaneous	\$ 0	\$ 0
Interest	\$ 0	\$ 0
Leases & Rentals	\$ 0	\$ 0
Capital Purchases	\$ 0	\$ 0
Contributed Services	\$ 0	\$ 0
Allocated Indirect Expenses	\$ 0	\$ 0
<b>Purchased Transportation Services</b>		
Bus Pass	N/A	N/A
School Board (School Bus)	N/A	N/A
Transportation Network Companies (TNC)	N/A	N/A
Taxi	N/A	N/A
Contracted Operator	N/A	N/A
<b>Total - Expense Sources</b>	<b>\$ 60,419</b>	<b>\$ 45,210</b>



## Coordination Contractor Expense Sources

**County:** Volusia

**CTC Status:** Submitted

**CTC Organization:** County of Volusia  
d/b/a VOTRAN

**Fiscal Year:** 07/01/2022 - 06/30/2023

**Upload Date:** 9/18/2023

**Coordination Contractor:** Conklin Davis Center  
for the Visually  
Impaired

	Selected Reporting Period	Previous Reporting Period
	Coordination Contractors	Coordination Contractors
<b>Expense Sources</b>		
Labor	\$ 32,388	\$ 22,136
Fringe Benefits	\$ 0	\$ 0
Services	\$ 0	\$ 0
Materials & Supplies Consumed	\$ 0	\$ 0
Utilities	\$ 0	\$ 0
Casualty & Liability	\$ 0	\$ 0
Taxes	\$ 0	\$ 0
Miscellaneous	\$ 0	\$ 0
Interest	\$ 0	\$ 0
Leases & Rentals	\$ 0	\$ 0
Capital Purchases	\$ 0	\$ 0
Contributed Services	\$ 0	\$ 0
Allocated Indirect Expenses	\$ 0	\$ 0
<b>Purchased Transportation Services</b>		
Bus Pass	N/A	N/A
School Board (School Bus)	N/A	N/A
Transportation Network Companies (TNC)	N/A	N/A
Taxi	N/A	N/A
Contracted Operator	N/A	N/A
<b>Total - Expense Sources</b>	<b>\$ 32,388</b>	<b>\$ 22,136</b>

County: Volusia  
 CTC: County of Volusia d/b/a VOTRAN  
 Contact: Bobbie King  
 950 Big Tree Road  
 South Daytona, FL 32119  
 386-804-2616  
 Email: bgking@volusia.org

Demographics	Number
Total County Population	0
Unduplicated Head Count	12,315



Trips By Type of Service	2021	2022	2023
Fixed Route (FR)	0	0	0
Deviated FR	0	0	0
Complementary ADA	0	0	0
Paratransit	191,997	170,544	228,841
TNC	0	0	0
Taxi	14,829	17,003	36,371
School Board (School Bus)	0	0	0
Volunteers	0	0	0
<b>TOTAL TRIPS</b>	<b>206,826</b>	<b>187,547</b>	<b>265,212</b>

Passenger Trips By Trip Purpose			
Medical	88,597	70,725	88,605
Employment	39,931	27,856	52,359
Ed/Train/DayCare	49,807	37,416	81,259
Nutritional	2,306	7,466	13,875
Life-Sustaining/Other	26,185	44,084	29,114
<b>TOTAL TRIPS</b>	<b>206,826</b>	<b>187,547</b>	<b>265,212</b>

Passenger Trips By Revenue Source			
CTD	21,957	27,039	30,629
AHCA	0	0	0
APD	336	0	0
DOEA	0	0	0
DOE	9,055	9,022	6,721
Other	175,478	151,486	227,862
<b>TOTAL TRIPS</b>	<b>206,826</b>	<b>187,547</b>	<b>265,212</b>

Trips by Provider Type			
CTC	186,823	78,369	132,435
Transportation Operator	14,829	68,856	88,758
Coordination Contractor	5,174	40,322	44,019
<b>TOTAL TRIPS</b>	<b>206,826</b>	<b>187,547</b>	<b>265,212</b>

Vehicle Data	2021	2022	2023
Vehicle Miles	1,359,996	1,426,901	2,521,751
Roadcalls	75	76	42
Accidents	8	5	17
Vehicles	116	111	126
Drivers	136	188	209

Financial and General Data			
Expenses	\$8,811,733	\$9,497,212	\$10,711,829
Revenues	\$8,811,733	\$9,497,212	\$10,711,829
Commendations	121	148	263
Complaints	67	146	377
Passenger No-Shows	769	825	9,400
Unmet Trip Requests	0	0	0

Performance Measures			
Accidents per 100,000 Miles	0.59	0.35	0.67
Miles between Roadcalls	18,133	18,775	60,042
Avg. Trips per Passenger	52.44	16.75	21.54
Cost per Trip	\$42.60	\$50.64	\$40.39
Cost per Paratransit Trip	\$45.90	\$55.69	\$46.81
Cost per Total Mile	\$6.48	\$6.66	\$4.25
Cost per Paratransit Mile	\$6.48	\$6.66	\$4.78



**TDLCB Meeting  
October 18, 2023**

### **III. ACTION ITEMS**

**E. APPOINTMENT/REAPPOINTMENT OF 2024 QUALITY  
ASSURANCE COMMITTEE MEMBERS**





**TDLCB Meeting  
October 18, 2023**

### **III. ACTION ITEMS**

**F. APPOINTMENT/REAPPOINTMENT OF 2024 GRIEVANCE  
COMMITTEE MEMBERS**



**TDLCB Meeting  
October 18, 2023**

### **III. ACTION ITEMS**

**G. REVIEW AND APPROVAL OF THE 2024 TDLCB MEETING  
SCHEDULE**

## 2024 Meeting Schedule of the River to Sea TPO Board and Committees

	River to Sea TPO Board	Executive Committee	Technical Coordinating Committee (TCC)	Citizens Advisory Committee (CAC)	Bicycle/Pedestrian Advisory Committee (BPAC)	Trans. Disadvantaged Local Coordinating Board (TDLCB)
<b>2024</b>	4 <sup>th</sup> Wed. @9:00 a.m.	1 <sup>st</sup> Wed. @ 9:00 a.m.	3 <sup>rd</sup> Tues. @ 3:00 p.m.	3 <sup>rd</sup> Tues. @ 1:15 p.m.	2 <sup>nd</sup> Wed. @ 2:00 p.m.	2 <sup>nd</sup> Wed. the first month of every quarter @ 10:00 a.m. **
January	January 24, 2024	January 3, 2024	January 16, 2024	January 16, 2024	January 10, 2024	<b>January 10, 2024</b>
February	February 28, 2024	February 7, 2024	February 20, 2024	February 20, 2024	February 14, 2023	
March	March 22, 2024	March 6, 2024	March 19, 2024	March 19, 2024	March 13, 2024	
April	April 24, 2024	April 3, 2024	April 16, 2024	April 16, 2024	April 10, 2024	<b>April 10, 2024</b>
May	May 22, 2024	May 1, 2024	May 21, 2024	May 21, 2024	May 8, 2024	
June	June 26, 2024	June 5, 2024	June 18, 2024	June 18, 2024	June 12, 2024	
July	July 24, 2024*	July 3, 2024*	July 16, 2024*	July 16, 2024*	July 10, 2024*	<b>July 10, 2024</b>
August	August 28, 2024	August 7, 2024	August 20, 2024	August 20, 2024	August 14, 2024	
September	September 25, 2024	September 4, 2024	September 17, 2024	September 17, 2024	September 11, 2024	
October	October 23, 2024	October 2, 2024	October 15, 2024	October 15, 2024	October 9, 2024	<b>October 9, 2024</b>
November	November 27, 2024	November 6, 2024	November 19, 2024	November 19, 2024	November 13, 2024	
December	December 25, 2024*	December 4, 2024*	December 17, 2024*	December 17, 2024*	December 11, 2024*	

\* These meetings are typically cancelled

\*\* TDLCB Meetings are at Votran



**TDLCB Meeting  
October 18, 2023**

#### **IV. PRESENTATION ITEMS**

**A. PRESENTATION AND DISCUSSION OF VORIDE MOBILITY  
ON DEMAND SERVICE PROVIDED BY VIA TRANSPORTATION  
D/B/A RIVER NORTH TRANSIT, LLC**

# VoRide – Mobility on Demand Service



Wednesday, October 18 – TDLCB

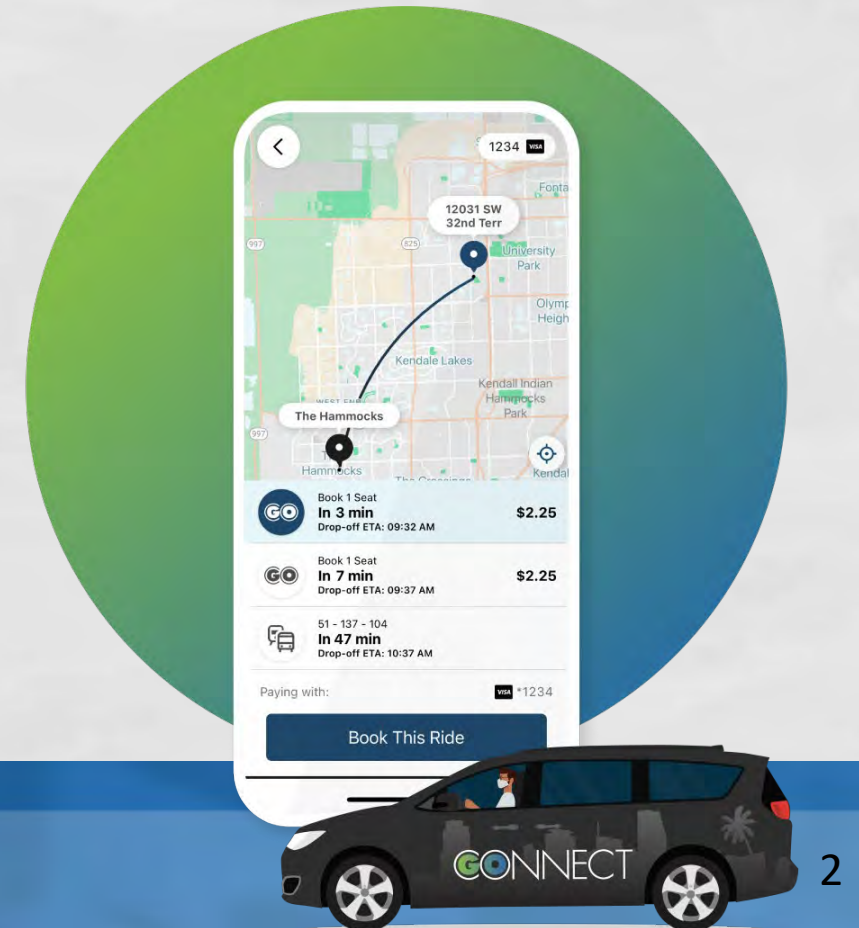
Wednesday, October 25 – TPO Board

Wednesday, November 8 - BPAC

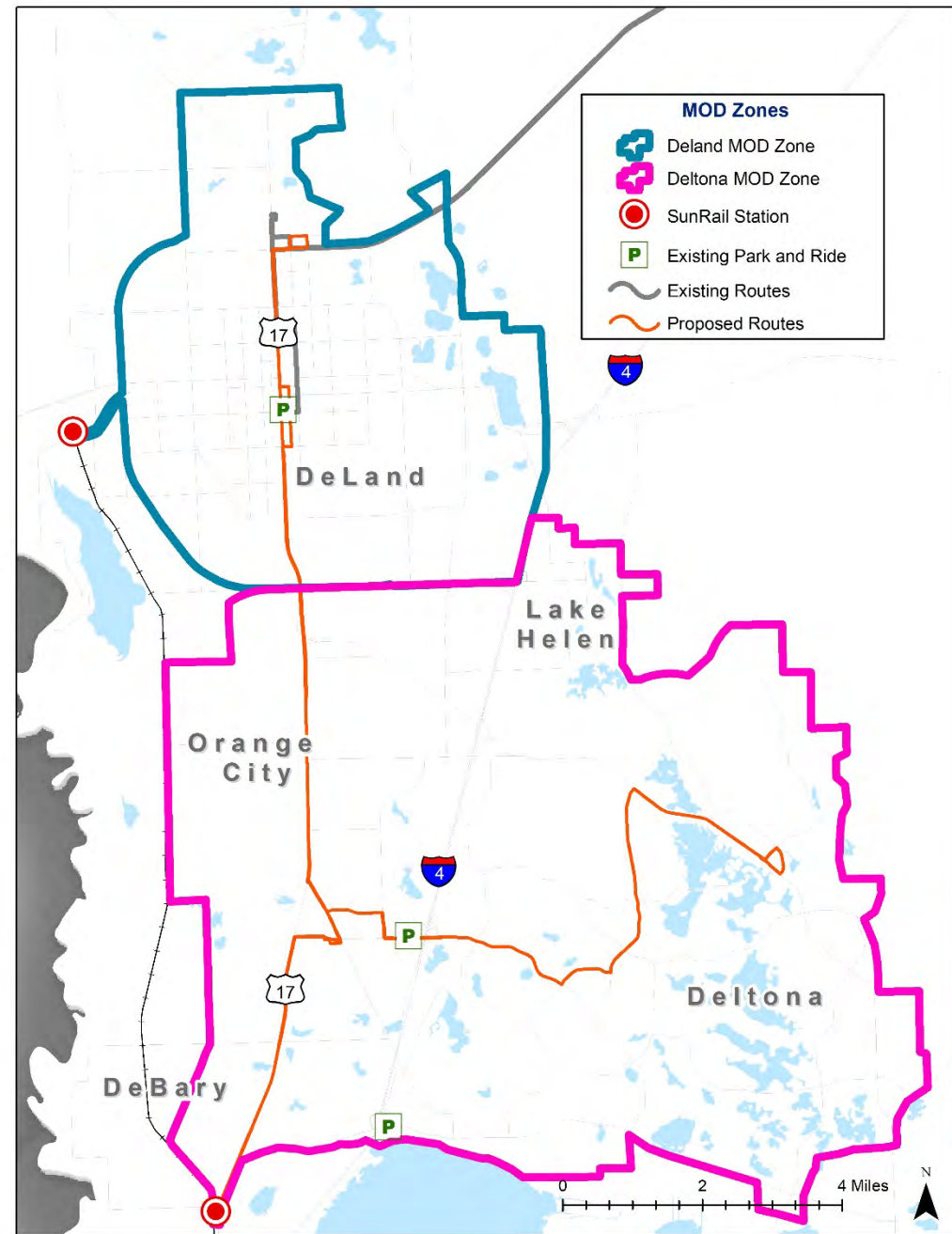
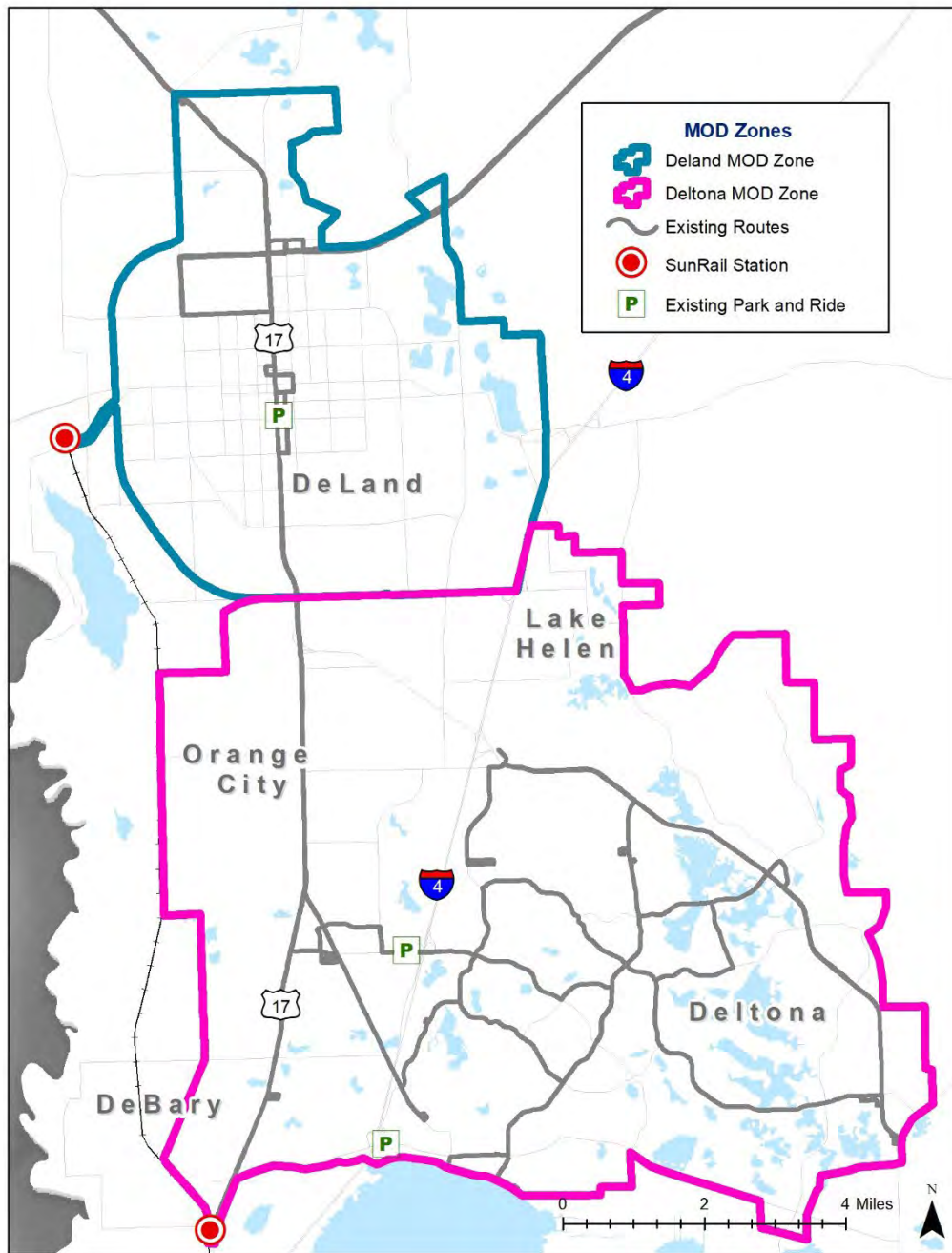
Tuesday, November 21 – CAC & TCC

# Mobility on Demand

- What is Mobility on Demand?
- How will it help our system?
  - Cost effective
  - Provides coverage to low demand areas and reallocates resources to high demand areas
  - Staffing relief
  - Better service to the public







# Current Service Options in West Volusia: Fixed Route



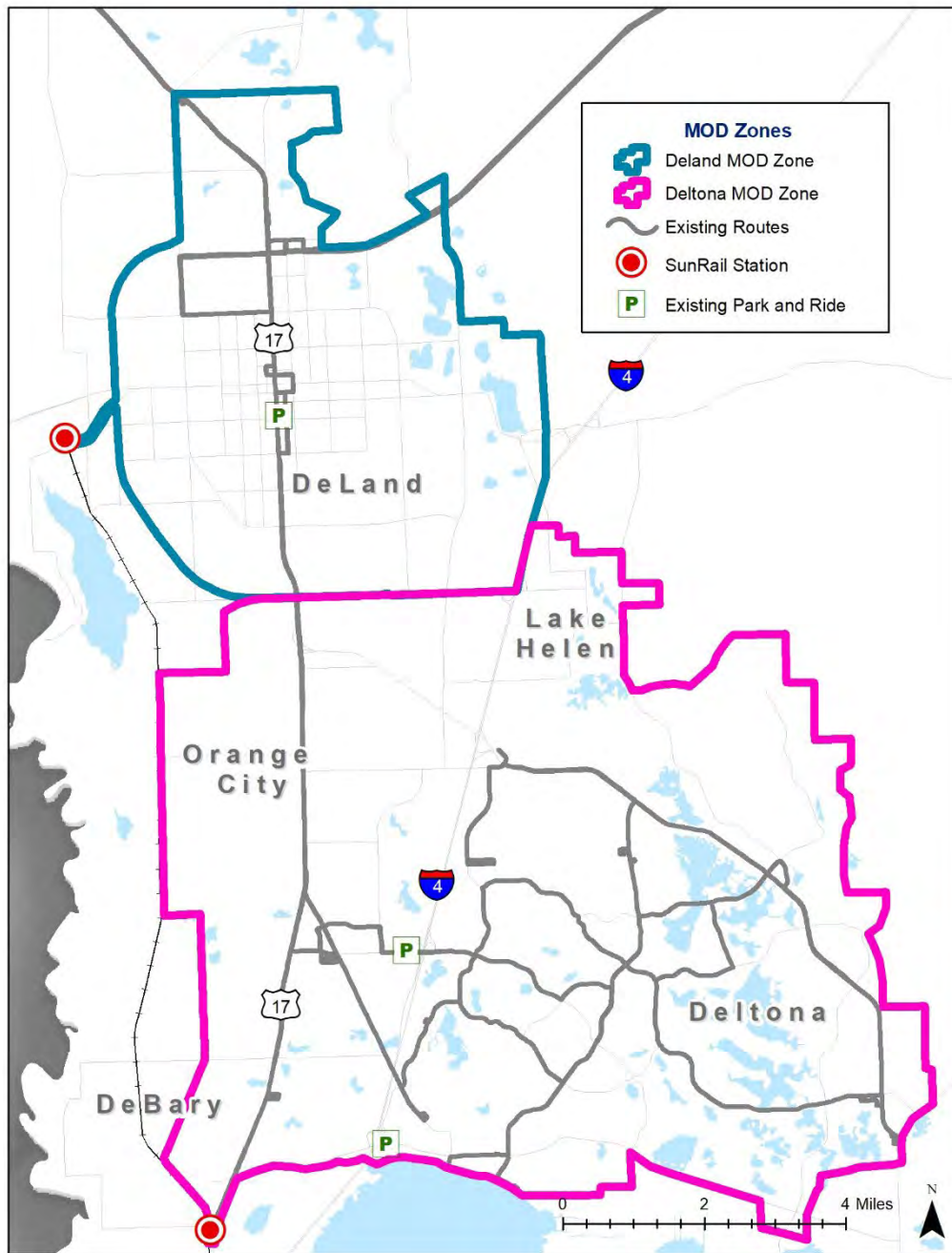
- Runs along major corridors throughout West Volusia, with three circulator routes in Deltona.
- Three feeder routes to the DeBary SunRail Station
- Service is generally Mon-Sat, 5:30a-8p
- Every 30-120 min frequency
- Fare: \$1.75



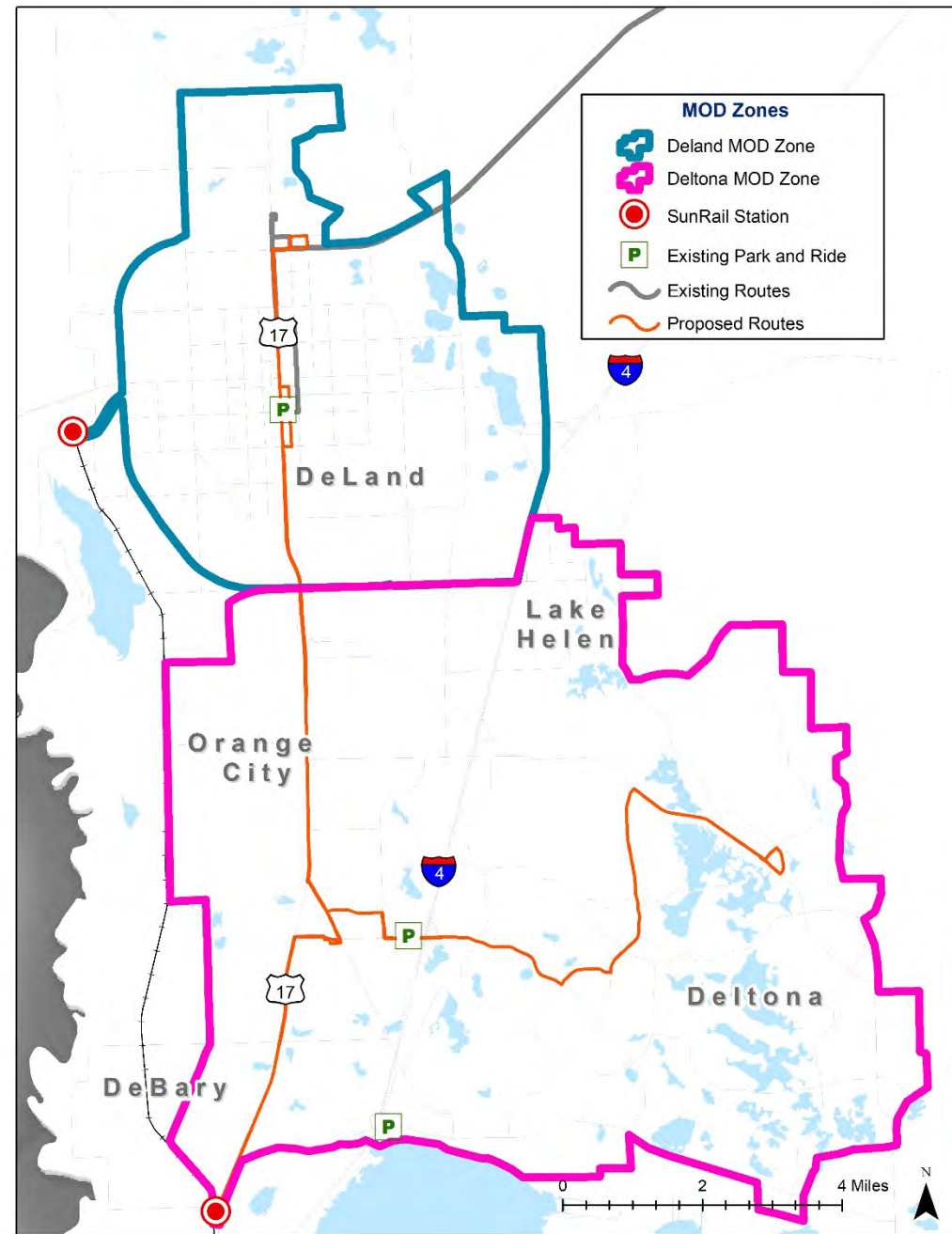
# Current Service Options in West Volusia: Paratransit



- Service for ADA & Transportation Disadvantaged population
- Door-to-door service
- Hours mimic the Fixed-Route hours for ADA and 6a-7p for TD
- Trips must be scheduled at least the day prior to travel
- Fare: \$3.00

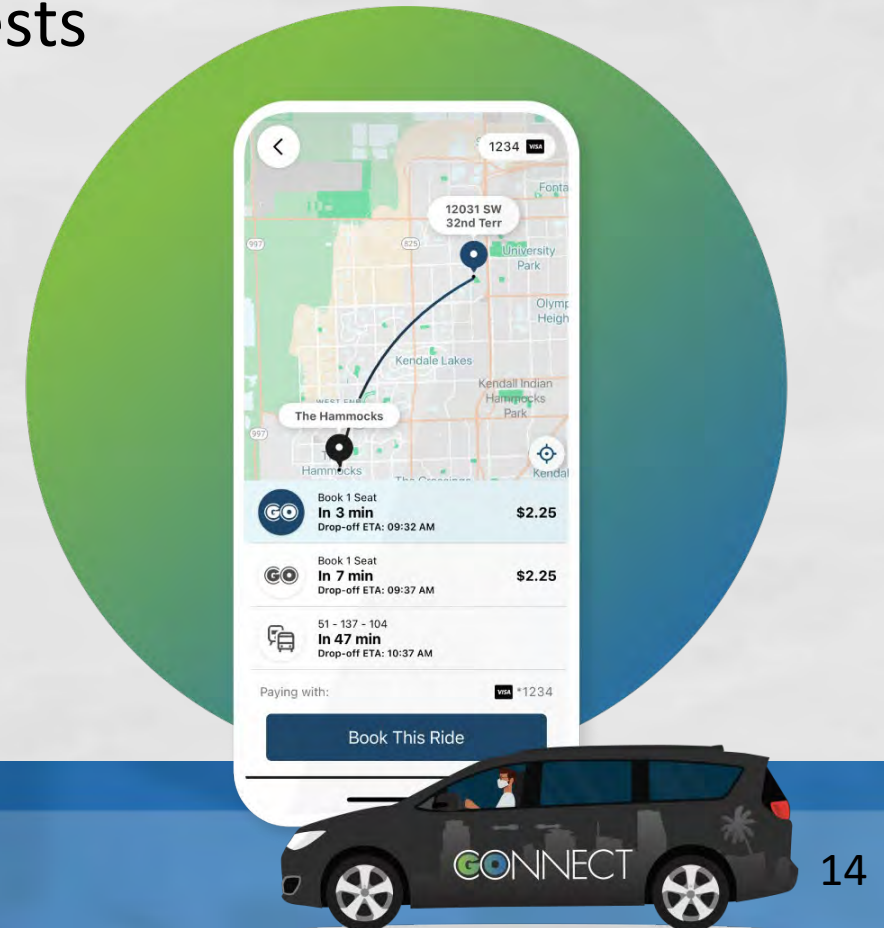


57



# How does it Work?

- Schedule trips via app, website, or phone call
- System routes a nearby vehicle to pickup the customer
- System is continually monitoring for ride requests and routing vehicle as efficiently as possible:  
Riders may share the vehicle with other riders
- Requests can be fulfilled within 30 minutes





# VoRide Implementation



- Launching Tuesday, December 5
- DeLand Zone first
- No route changes initially
- Deltona/Orange City/DeBary Zone to be implemented in near future
- Fares: \$2.00 w/ free transfer to/from Fixed Route system
- Service Hours: Mon.-Fri.: 6a-9p & Sat. 7a-7p

# Future Plans

- The existing Votran Flex Zones in New Smyrna Beach may be transitioned to VoRide service.
- Additional areas on the Eastside are being considered.

Questions?

Thank you!





**TDLCB Meeting  
October 18, 2023**

## **IV. PRESENTATION ITEMS**

**B. PRESENTATION AND DISCUSSION ON THE  
NEIGHBORHOOD CENTER OF WEST VOLUSIA**



# Neighborhood Center of West Volusia 2023 Update



**FOUNDED:**  
1969

**MOTTO:**

"A place with a heart"

**MISSION** →



Feed the  
Hungry



House the  
Homeless



Prevent  
Homelessness

**What We Do**



# FEED THE HUNGRY

Food Pantry

Second Harvest Mobile Food Drops

Daily meals served out of the Bridge Shelter Kitchen



- *290,304 meals were distributed through our food pantry in 2022*
- *75,981 meals were served in the Bridge Shelter in 2022*



# Housing the Homeless

Philosophy: "Housing First"

30 Beds  
Emergency  
Shelter



47 Beds  
Transitional  
Housing



64 Beds  
Permanent  
Supportive  
Housing



55 Beds  
Rapid  
Rehousing



*We house over 200 clients a night in our housing programs.*



# NEIGHBORHOOD CENTER HOUSING LOCATIONS

## TRANSITIONAL HOUSING: DELAND

CINCINNATI #1 HOUSE  
CINCINNATI #2 HOUSE  
EUCLID #1 HOUSE  
EUCLID #2 HOUSE  
LACEY HOUSE  
KENSINGTON HOUSE  
GAP HOUSE

## NSP HOUSING: DELAND

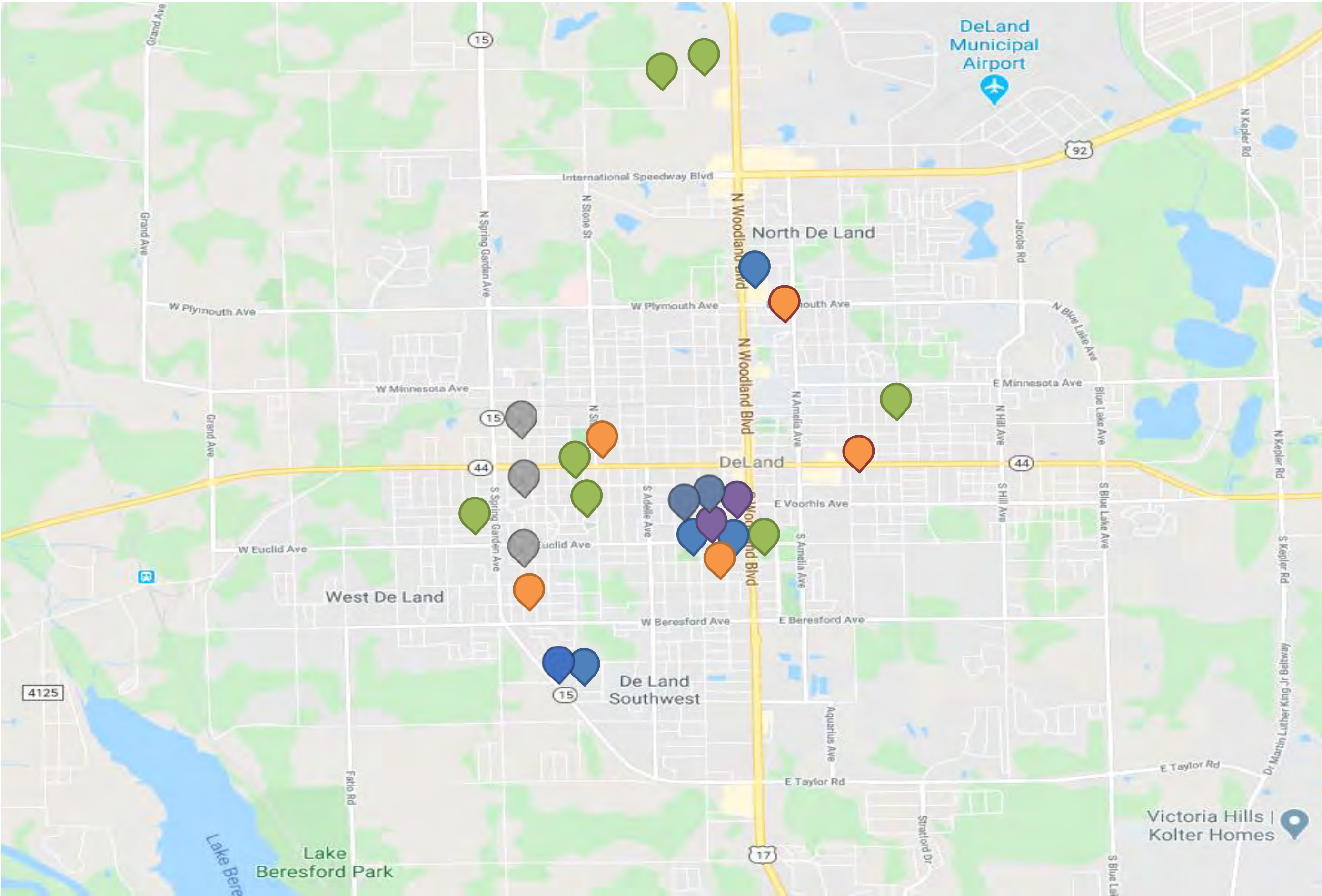
BROOKS HOUSE  
NEW YORK AVE  
STONE HOUSE  
HOME HOUSE AMELIA HOUSE  
NEW STREET  
NEW YORK AVE

## HUD HOUSING: DELAND / DELEON



SPRING GARDEN HOUSE  
BOSTON APARTMENTS  
MARYDELL HOUSE  
LEXINGTON APARTMENTS  
DELEON SPRINGS APARTMENTS  
LENOX HOUSE  
SOUTH ORANGE HOUSE  
NORTH ORANGE HOUSE  
WOODLAND UHYP

## EMERGENCY SHELTER

HOMELESS ADULTS  
HOMELESS FAMILIES







- 336 individuals received emergency shelter in 2022





# Prevent Homelessness


- Financial Assistance - Rent, Utilities
- Hygiene and Diapers
- Free Laundry Facility
- Clothing
- Showers, haircuts, mentoring
- Recovery Meetings (AA, NA)
- Case Management and Support
- Disaster Relief
- Healthcare Referrals

- *478 households received financial assistance with utility bills in 2022*
- *273 households received financial assistance with rent in 2022*
- *5,269 Individuals received referrals to medical services*

# Partnership with TPO

---

Assist the transportation disadvantaged with the following:



Transportation  
Accessibility



Bicycle Safety  
Awareness



Pedestrian Safety  
Awareness



The  
Neighborhood  
Center  
of West Volusia



THRIFT  
STORE

"Thrifting to benefit the homeless"

386-734-8120 EXT 201  
550 S. Spring Garden Ave.  
DeLand, FL 32720

- Donate
- Volunteer
- Shop
- Clothing Vouchers






# UPCOMING EVENTS

**ROBED  
ZL♥VE**

FEBRUARY 2024

*Wine*  
**TO WATER**

AUGUST 2023



SCAN for online form



**EMPTY  
BOWLS**  
OF WEST VOLUSIA

FALL 2024



**Follow your heart  
Give smart**

**Panhandling isn't safe**

There are much better ways to give and help the homeless.  
Donate today!

**Text "change4homeless" to 44321 to donate today!**

**All proceeds go to the Neighborhood Center of West  
Volusia to provide services to homeless individuals.**


**If you are in need of help, please call**

**386-734-8120**



# Spare Change for Real Change Campaign

**Want to  
learn  
more?**



**SCAN ME**



## **TDLCB Meeting October 18, 2023**

### **V. STAFF COMMENTS**

- TDLCB Annual Public Hearing
- Mobility Week/White Cane Awareness Events





**TDLCB Meeting  
October 18, 2023**

## **VI. TDLCB CHAIRPERSON COMMENTS**



**TDLCB Meeting  
October 18, 2023**

## **VII. TDLCB MEMBER COMMENTS**



## **TDLCB Meeting October 18, 2023**

### **VIII. INFORMATION ITEMS**

- Actual Expenditure Report (AER) for FY 2022/23
- River to Sea TPO Board Meeting Summaries
- River to Sea TPO Outreach & Activities
- River to Sea TPO Planning Grant Quarterly Progress Report
- TDLCB Attendance Record
- TDLCB Interest Form
- TDLCB Membership List
- Upcoming Events Flyer



**COMMISSION FOR THE TRANSPORTATION DISADVANTAGED  
ACTUAL EXPENDITURE REPORT FORM**  
(One form for each county  
Do not report funds from state agency sources)

**COUNTY:** Volusia County  
**DUE:** September 15, 2023

Coordinated Transportation			
ACTUAL PRIOR YEAR			
Local Funding		Direct Federal Funding	
Expenditures	# of Trips, Operating Subsidy or Capital	Expenditures	# of Trips, Operating Subsidy or Capital
\$4,115,761	Operating Subsidy	\$4,907,193	Operating Subsidy

Transportation Alternatives			
ACTUAL PRIOR YEAR			
Local Funding		Direct Federal Funding	
Expenditures	# of Trips, Operating Subsidy or Capital	Expenditures	# of Trips, Operating Subsidy or Capital

Other			
ACTUAL PRIOR YEAR			
Local Funding		Direct Federal Funding	
Expenditures	# of Trips, Operating Subsidy or Capital	Expenditures	# of Trips, Operating Subsidy or Capital

**River to Sea TPO Board  
Meeting Summary  
August 23, 2023**

- Approved the Consent Agenda including approval of the June 28, 2023 meeting minutes, Resolution 2023-13 supporting the county of Volusia D/B/A Votran as a designated recipient of Federal Transit Administration (FTA) Formula-Based Funds (SECTION 5307) for a portion of the metropolitan planning area, and Resolution 2023-14 supporting the county of Flagler D/B/A Flagler County Public Transportation as a designated recipient of Federal Transit Administration (FTA) Formula-Based Funds (SECTION 5307) for a portion of the metropolitan planning area
- Approved Resolution 2023-15 amending the FY 2023/24 to FY 2027/28 Transportation Improvement Program (TIP) by roll call vote
- Approved Resolution 2023-16 adopting the Volusia and Flagler County Functional Classification Maps
- Approved a motion to amend the list of Shared-Use Non-Motorized (SUN) Trail Projects to add the city of Edgewater's Deering Park North Trail
- Approved delegation of decision-making authority to the Executive Committee for TPO office relocation decisions
- Received a PowerPoint presentation and discussion on the FDOT Central Florida I-4 Truck Parking Facilities Application to the US DOT Infrastructure for Rebuilding America (INFRA) Grant Program
- Received a PowerPoint presentation and discussion on the Nova Road (SR 5A) Coalition Corridor Improvement Project
- Received a PowerPoint presentation and discussion on the TPO Reapportionment Plan Scenarios
- The FDOT report was provided in the agenda; announced the most up-to-date project information can be found at [www.cflroads.com](http://www.cflroads.com)
- Received the Executive Director's report explaining the Work Program cycle and project intake meetings that have been occurring with the local governments; and the TPO's Outreach & Activities flyer which showcases the recent helmet fittings that were featured in the Hometown News
- Received TPO Board member comments

***The next River to Sea TPO Board meeting will be on Wednesday, September 27, 2023, at 9:00 am***



**River to Sea TPO Board  
Meeting Summary  
September 27, 2023**

- Approved a motion allowing members attending virtually to participate an vote
- Approved Consent Agenda Items A through C and E through I including the approval of the August 23, 2023 TPO Board minutes and the rescheduling of the November 22, 2023 TPO Board meeting to December 6, 2023
- Approved Consent Agenda Item D, Bicycle/Pedestrian Advisory Committee Report, with discussion of the BPAC's request to draft correspondence expressing their concerns at not being consulted prior to an alternative on the Nova Road Coalition Corridor Improvement Project being selected; approved a motion to report to the BPAC the TPO Board's discussion respectfully acknowledging their concerns but declining the drafting of correspondence
- Approved the updated River to Sea TPO 2024 Policy Positions with the addition of a bullet on the advancing technology page stating "equitable contributions to support transportation"
- Received a PowerPoint presentation on the Best Foot Forward for Pedestrian Safety Program and approved Resolution 2023-17 supporting the Best Foot Forward for Pedestrian Safety Program
- Received a PowerPoint presentation and discussion on TPO reapportionment plan scenarios and gave direction to support incorporating all of Flagler County and changing the voting structure to one-vote-per-member
- Received a PowerPoint presentation and discussion on Florida Sunshine Law refresher
- Postponed the presentation on the FY 2022/23 Public Outreach Summary to the October 25, 2023 TPO Board meeting
- The FDOT report was provided in the agenda; announced the most up-to-date project information can be found at [www.cflroads.com](http://www.cflroads.com)
- Received the Executive Director's report announcing the funding of the US 1 @ I-95 interchange project rebuild; the finalizing of FDOT's tentative Work Program and noting that a presentation will be given by FDOT in November; announcing the TPO received additional funding this year and moved a number of projects off of the Priority List and into the Work Program; an update on the OIG audit; the Federal Certification; and recognizing Ms. Rakinya Hinson, FDOT, as she is leaving FDOT
- Received TPO Board member comments

***The next River to Sea TPO Board meeting will be on Wednesday, October 25, 2023, at 9:00 am***



# River to Sea TPO Outreach & Activities

[www.R2CTPO.org](http://www.R2CTPO.org)

June/July/August 2023

## Recent River to Sea TPO Helmet Fittings

### **Palm Coast Community Center Summer Camp:**

On June 26 & 30, the TPO staff gave a bicycle/pedestrian safety presentation and properly fitted helmets for 97 summer campers.



### **Deltona Regional Library:**

On July 27, the TPO staff and CAC/BPAC member Bob Storke provided an informative presentation and video on bicycle and pedestrian safety and fit the children for bicycle helmets. Twenty kids received helmets.



### **Alonzo "Babe" James Community Center:**

On July 31 & August 1, the TPO staff showed a video and gave a presentation on bicycle and pedestrian safety at the Babe James Community Center in New Smyrna Beach. Staff fit over 80 kids aged 6-14 for bicycle helmets.







# River to Sea TPO Outreach & Activities

[www.R2CTPO.org](http://www.R2CTPO.org)

June/July/August 2023



## Save the Date: Mobility Week

The state of Florida, along with the River to Sea TPO will be celebrating the 8th annual statewide Mobility Week from October 27 through November 4, 2023. Mobility Week is a cooperative effort by the Florida Department of Transportation (FDOT) and its partner agencies to promote awareness of safe, multimodal transportation choices. For more information on this year's Mobility Week, [click here](#).

## August 14-18: Pedestrian and Cyclist Safety Week in Flagler County

On July 25, the Flagler County School Board proclaimed August 14-18 as Pedestrian and Cyclist Safety Week and recognized FDOT, Flagler County Sheriff's Office, River to Sea TPO and the Flagler Community Traffic Safety Team for their partnerships and efforts in promoting bicycle and pedestrian safety. To view the proclamation, [click here](#).

## Ongoing Projects, Studies, & Activities

- FY 2024/25 to 2028/29 Tentative Work Program Development Cycle
- Regional Resiliency Action Plan Implementation
- FY 2023/24 to 2027/28 Transportation Improvement Program (TIP) Roll Forward Amendment
- Safe Streets and Roads for All (SS4A) Grant Implementation
- Adopt Volusia and Flagler County Functional Classification Maps
- TPO Reapportionment & Boundary Adjustment
- FY 2022/23 Public Participation Outreach Summary

## Follow us:



## Do you want up-to-date River to Sea TPO news and information?

Subscribe to the TPO's monthly newsletter for more transportation news and information. Simply click the link below, fill out the form and sign up!

[Click Here](#)





# River to Sea TPO Outreach & Activities

[www.R2CTPO.org](http://www.R2CTPO.org)

August/September 2023

## TPO Partnership with the Volusia County Public Library and Volusia Sheriff's Youth Foundation

The Volusia County Public Library recently raffled a number of refurbished bicycles donated by the Volusia Sheriff's Youth Foundation. Each bicycle came equipped with one bike lock (courtesy of the Friends of the Daytona Beach Library or the Friends of the Ormond Beach Regional Library) and a free helmet and/or voucher courtesy of the River to Sea TPO. The raffle was geared toward individuals in grades 6-12 and winners were announced on Thursday, August 24. Prizes were claimed the week of August 28, 2023. Several additional refurbished bicycles from the Sheriff's Youth Foundation were used in conjunction with the Volusia County Public Library's Social Worker in the Library program in support of local adults re-entering the workforce. Bicycle helmets are also being provided for these recipients. For more information about this program, [click here](#). On August 28 and 31, the River to Sea TPO staff properly fit and donated helmets to the recipients of the bicycles at the John H. Dickerson Library and the Hope Place Public Library.





# River to Sea TPO Outreach & Activities

[www.R2CTPO.org](http://www.R2CTPO.org)

August/September 2023

## Save the Date: Mobility Week

The state of Florida, along with the River to Sea TPO will be celebrating the 8th annual statewide Mobility Week from October 27 through November 4, 2023. Mobility Week is a cooperative effort by the Florida Department of Transportation (FDOT) and its partner agencies to promote awareness of safe, multimodal transportation choices. For more information on this year's Mobility Week, [click here](#).

One of the events the TPO will be participating during Mobility Week is an event with the city of Palm Coast focused on families; it will include a bicycle rodeo, food trucks, bicycle helmet fittings, and a helmet decoration station.

## Save the Date for Port Orange Family Days!

On October 14, the River to Sea TPO will be participating in Port Orange Family Days at the Port Orange City Center. Staff will be promoting safe driving, cycling and walking. A ton of safety information will be available as well as safety outreach items. We will be there from 9:00 am to 5:00 pm. Come out and chat with us or volunteer to help us. Contact [Pam Blankenship](#) for more information.

## Ongoing Projects, Studies, & Activities

- FY 2024/25 to 2028/29 Tentative Work Program Development Cycle
- Regional Resiliency Action Plan Implementation
- Safe Streets and Roads for All (SS4A) Grant Implementation
- TPO Reapportionment & Boundary Adjustment
- FY 2022/23 Public Participation Outreach Summary

## Do you want up-to-date River to Sea TPO news and information?

Subscribe to the TPO's monthly newsletter, Transportation Talk, for more transportation news and information. Simply click the link below, fill out the form and sign up!

[Click Here](#)

## Follow the TPO:







# River to Sea TPO Outreach & Activities

[www.R2CTPO.org](http://www.R2CTPO.org)

September/October 2023

## Moving Florida Forward Infrastructure Initiative

On September 26, 2023, the Florida Department of Transportation held a press conference to announce expected construction timelines for the I-95 at US 1 Interchange project as part of the Moving Florida Forward Infrastructure Initiative. Four billion dollars have been dedicated to this Initiative to accelerate priority infrastructure projects across the state and ensure that transportation infrastructure will meet the demands of current and future residents and visitors, ensuring that both people and goods can move safely throughout the state. The I-95 at US 1 Interchange project is located in Ormond Beach and includes a reconstruction of the interchange and the widening of the approximately one-mile segment of US 1 between Plantation Oaks Boulevard/Broadway Avenue and Destination Daytona Lane from two lanes in each direction to three. This widening includes the addition of shared use paths to serve bicyclists, pedestrians, and other users. Construction will begin in late 2027 and is expected to cost \$340 million.







# River to Sea TPO Outreach & Activities

[www.R2CTPO.org](http://www.R2CTPO.org)

September/October 2023

## Save the Date: Mobility Week

The state of Florida, along with the River to Sea TPO will be celebrating the 8th annual statewide Mobility Week from October 27 through November 4, 2023. Mobility Week is a cooperative effort by the Florida Department of Transportation (FDOT) and its partner agencies to promote awareness of safe, multimodal transportation choices. For more information on this year's Mobility Week, [click here](#).

One event the TPO will be participating in during Mobility Week is the Central Park Bike Rodeo & Ride; partnering with the city of Palm Coast, this event will be focused on families and include a bicycle rodeo, food trucks, bicycle helmet fitting, and helmet decoration station. The event will be on Friday, November 3 from 5:00-7:00 p.m. at Central Park in Town Center in Palm Coast.

For more information [click here](#).

## Do you want up-to-date River to Sea TPO news and information?

Subscribe to the TPO's monthly newsletter, Transportation Talk, for more transportation news and information. Simply click the link below, fill out the form and sign up!

[Click Here](#)

## Ongoing Projects, Studies, & Activities

- FY 2024/25 to 2028/29 Tentative Work Program Development Cycle
- Regional Resiliency Action Plan Implementation
- Safe Streets and Roads for All (SS4A) Grant Implementation
- TPO Reapportionment & Boundary Adjustment
- TPO Priority Process Review
- Best Foot Forward for Pedestrian Safety Program

## Port Orange Family Days!

On October 14, the River to Sea TPO will be participating in Port Orange Family Days at Port Orange City Center. Staff will be promoting safe driving, cycling and walking. Safety information will be handed out to attendees as well as safety outreach items. We will be there from 9:00 am to 5:00 pm. so come out and chat with us or volunteer to help. Contact [Pam Blankenship](#) for more information.

## Follow the TPO:



## Planning Grant Agreement Tasks Quarterly Progress Report



<b>Planning Agency</b>	River to Sea Transportation Planning Organization	<b>County</b>	Volusia
		<b>Invoice #</b>	G2J22 Q1
<b>Reporting Period</b>	07/01/2023 - 09/30/2023	<b>Grant #</b>	G2J22

I	PROGRAM MANAGEMENT	PROGRESS
A.	When necessary and in cooperation with the LCB, <b>solicit and recommend a CTC</b> . The selection will be accomplished, to the maximum extent feasible, through public competitive bidding or proposals in accordance with applicable laws and rules. Such recommendation shall be presented to the Commission by Planning Agency staff or their designee as needed. (Tasks 2A)	No activity for the specified reporting period.
B.	Develop and maintain a process for the <b>appointment and reappointment of voting and non-voting members</b> to the local coordinating board. (41-2.012, FAC)	Appointment and reappointment of voting and non-voting members is conducted under the established Bylaws of the TDLCB.
C.	Prepare <b>agendas</b> for local coordinating board meetings consistent with the <i>Local Coordinating Board and Planning Agency Operating Guidelines</i> . (Task 3)	Agenda preparation and dissemination for the TDLCB meetings is consistent with Local Coordinating Board and Planning Agency Operating Guidelines.
D.	Prepare official <b>minutes</b> of local coordinating board meetings regardless of a quorum) and submit a copy along with the quarterly report to the Commission. For committee meetings, prepare minutes in the form of a brief summary of basic points, discussions, decisions, and recommendations to the full board. Keep records of all meetings for at least five years. (Task 3)	Official minutes are prepared and records of all meetings are maintained for no less than five years in accordance with established Bylaws of the TDLCB. Minutes of the July 12, 2023 TDLCB Meeting are attached.
E.	Provide at least one <b>public workshop</b> annually by each local coordinating board, and assist the Commission, as requested, in co-sponsoring public workshops. This public workshop must be in addition to the local coordinating board meetings. It may, however, be held in conjunction with the scheduled local coordinating board meeting (immediately following or prior to the local coordinating board meeting). (Task 4)	No activity for the specified reporting period.
F.	Provide staff support for <b>committees</b> of the local coordinating board. (Task 3)	Staff support is provided for both the Quality Assurance and Grievance Committees.
G.	Develop and update annually <b>by-laws</b> for local coordinating board approval. Approved by-laws shall be submitted to the Commission. (Task 5)	Bylaws were reviewed and approved by the TDLCB at their July 12, 2023 meeting.
H.	Develop, annually update, and implement local coordinating board <b>grievance procedures</b> in accordance with the Commission guidelines. Procedures shall include a step within the local complaint and/or grievance procedure that advises a dissatisfied person about the Commission's Ombudsman Program. A copy of the approved procedures shall be submitted to the Commission. (Task 6)	No activity for the specified reporting period.
I.	Provide the Commission with a current <b>membership roster and mailing list</b> of local coordinating board members. The membership roster shall be submitted with the first quarterly report and when there is a change in membership. (Task 3)	The current TDLCB membership roster and mailing list are attached.



J.	Provide <b>public notice</b> of local coordinating board meetings and local public workshops in accordance with the <i>Coordinating Board and Planning Agency Operating Guidelines</i> . (Task 3)	Public notice of the July 12, 2023 TDLCB Meeting is attached.
K.	Review and comment on the <b>Annual Operating Report</b> for submittal to the local coordinating board, and forward comments/concerns to the Commission for the Transportation Disadvantaged. (Task 7)	No activity for the specified reporting period.
L.	Report the <b>actual expenditures</b> (AER) of direct federal and local government transportation funds to the Commission for the Transportation Disadvantaged no later than September 15th. (Task 8)	The FY 2022/23 Actual Expenditures Report (AER) was provided to the Commission for the Transportation Disadvantaged on September 15, 2023.

II.	SERVICE DEVELOPMENT	PROGRESS
A.	Jointly, with the community transportation coordinator and the local coordinating board, develop the <b>Transportation Disadvantaged Service Plan (TDSP)</b> following CTD guidelines. (Task 1)	The 2023 Minor Update to the Transportation Disadvantaged Service Plan (TDSP) was reviewed and approved by the TDLCB at their July 12, 2023 meeting.
B.	Encourage integration of "transportation disadvantaged" issues into <b>local and regional comprehensive plans</b> . Ensure activities of the local coordinating board and community transportation coordinator are consistent with local and state comprehensive planning activities including the Florida Transportation Plan. (427.015, FS)	The TDLCB actively seeks opportunities to integrate "transportation disadvantaged" issues into local and regional comprehensive plans.
C.	Encourage the local community transportation coordinator to work cooperatively with <b>regional workforce boards</b> established in Chapter 445, F.S., and provide assistance in the development of innovative transportation services for participants in the welfare transition program. (427.0157, FS)	The local workforce development board (d.b.a. – CareerSource Flagler Volusia) has both a member and alternate assigned to the TDLCB. Clients of CareerSource are educated on the services provided by Votran.

III.	TECHNICAL ASSISTANCE, TRAINING, AND EVALUATION	PROGRESS
A.	Provide the LCB with <b>quarterly reports</b> of local TD program administrative support accomplishments as outlined in the grant agreement and any other activities related to the TD program. (Task 9)	The FY 2022/23 fourth quarterly report was provided to the TDLCB at their July 12, 2023 meeting.
B.	Attend at least one <b>Commission-sponsored training</b> , including but not limited to, the CTD's regional meetings, the CTD's annual training workshop, or other sponsored training. (Task 10)	The 31 <sup>st</sup> Annual Transportation Disadvantaged Training Workshop & Expo on August 29-30, 2023 was cancelled.
C.	Attend at least one <b>CTD meeting</b> each year within budget/staff/schedule availability.	River to Sea TPO staff participated in the CTD meeting on September 15, 2023.
D.	Notify CTD staff of local <b>TD concerns</b> that may require special investigations.	No activity for the specified reporting period.
E.	Provide <b>training</b> for newly-appointed LCB members. (Task 3)	No activity for the specified reporting period.
F.	Provide <b>assistance</b> to the CTC, purchasing agencies, and others, as needed, which may include participation in, and initiating when necessary, local or regional meetings to discuss TD needs, service evaluation and opportunities for service improvement.	No activity for the specified reporting period.
G.	To the extent feasible, collect and review <b>proposed funding applications</b> involving "TD" funds consistent with Chapter 427, F.S., and Rule 41-2, F.A.C., and provide recommendations to the LCB. (427.0157, FS)	No activity for the specified reporting period.

H.	Ensure the local coordinating board conducts, as a minimum, <b>an annual evaluation</b> of the community transportation coordinator. The local coordinating board shall evaluate the coordinator using the Commission's <i>Evaluation Workbook for Community Transportation Coordinators and Providers in Florida</i> (at a minimum using the modules concerning Competition In Use of Operators, Cost-Effectiveness and Efficiency, and Availability of Service) and local standards as defined in the Transportation Disadvantaged Service Plan. (Task 2B)	No activity for the specified reporting period.
I.	Assist the CTD in <b>joint reviews</b> of the CTC.	No activity for the specified reporting period.
J.	Ensure the LCB annually reviews <b>coordination contracts</b> to advise the CTC whether the continuation of said contract provides the most cost effective and efficient transportation available, consistent with Rule 41-2, F.A.C.	No activity for the specified reporting period.
K.	Implement recommendations identified in the CTD's <b>QAPE</b> reviews.	No activity for the specified reporting period.

**Other Items of Development and Update in accordance with Laws, Rules, and Commission policy:**

none

By submission of this Quarterly Report, the information provided is accurate and accountable and corresponds with the activities for this quarter.

\_\_\_\_\_  
Representative

10/18/2023

\_\_\_\_\_  
Date

## TDLCB ATTENDANCE RECORD 2023

[illegible]

**INTEREST FORM**  
FOR SERVICE ON THE  
**RIVER TO SEA TPO**  
**TRANSPORTATION DISADVANTAGED**  
**LOCAL COORDINATING BOARD**

Last Name: \_\_\_\_\_ First Name: \_\_\_\_\_

Phone: \_\_\_\_\_ Email Address: \_\_\_\_\_

Mailing Address: \_\_\_\_\_

\_\_\_\_\_

Vacancy Interested in Representing: \_\_\_\_\_

Please provide a brief description of why you want to join the Local Coordinating Board and how your skills and experience will help you represent the part of the community not currently represented due to a vacancy:

\_\_\_\_\_

\_\_\_\_\_

\_\_\_\_\_

\_\_\_\_\_

\_\_\_\_\_

\_\_\_\_\_

Thank you for your interest.

Please return form to:  
Donna King  
River to Sea TPO  
1 Deuce Court, Suite 100  
Daytona Beach, FL 32124  
or email: [dking@r2ctpo.org](mailto:dking@r2ctpo.org)

## TDLCB MEMBER LIST

Agency/Group	Name	Address	City	Zip Code	Phone Number	E-Mail Address	Notes/Appointment Date
<b>Volusia County Association of Community Action</b>	Council Member Matt Reinhart	123 W. Indiana Ave	DeLand	32720	386-943-7026 386-506-2961	mreinhardt@volusia.org	Chairperson 01/2023
<b>Elderly Citizens</b>	Jessi Smith	110 W. Rich Avenue	DeLand	32720	386-736-5956 EXT 12980	jjsmith@volusia.org	07/2023
<b>FDOT</b>	Doug Hall	1405 Edgewater Rd	Daytona Beach	32114	386-255-0377 386-852-1285 (cell)	fhalls@earthlink.net	12/2021
<b>Florida Department of Children &amp; Families</b>	Carlos Colon	420 W. Landstreet Rd	Orlando	32824	321-319-8173	carlos.colon@dot.state.fl.us	07/2022
<b>Public Education Community</b>	Christy Gillis	210 N. Palmetto Ave Ste 430	Daytona Beach	32114	386-481-9182 386-214-8646 (cell)	christina.gillis@myflfamilies.com	10/2021
<b>Florida Department of Education (Voc Rehab)</b>	Vacant						
<b>Elder Affairs</b>	Cynthia Tucker	210 N. Palmetto Ave Ste 144	Daytona Beach	32114	386-281-6764	cynthia.tucker@vr.fldoe.org	02/2020
<b>Veteran Services Group</b>	Ellen Labadie	420 Fentress Blvd	Daytona Beach	32114	386-253-4700 ext 248	mowscheduler@coavolusia.org	03/2021
<b>Private for Profit Healthcare Administration</b>	Robert Watson	123 W. Indiana Ave Rm 100	DeLand	32720	386-740-5102	rbwatson@volusia.org	05/2022
<b>Medical Community Workforce Development Board</b>	Steve Jack	P.O. Box 730206	Ormond Beach	32173	386-255-8525	medoneshuttle@bellsouth.net	01/2020
<b>Citizens Advocate - Systems User</b>	Emilio Santiago	400 W. Robinson St Ste S309	Orlando	32801	407-420-2563	emilio.santiago@ahca.myflorida.com	06/2022
<b>Citizens Advocate</b>	Stephen Civitelli	1845 Holsonback Dr	Daytona Beach	32117	386-274-0799 386-274-0817 susan	stephen.civitelli@flhealth.gov	07/2022
<b>Council for Early Childhood Services</b>	Robin King	329 Bill France Blvd	Daytona Beach	32114	386-323-7074	robinking@careersourcefv.com	01/2022
<b>Agency for Persons with Disabilities</b>	Judy Craig	1835 Anchor Ave	DeLand	32720	386-738-5781	judylessliecraig@aol.com	01/2020
<b>Citizens Advocate</b>	Patricia Lipovsky	1129 Bradenton Rd	Daytona Beach	32114	386-255-0288	plipovsky@cfl.rr.com	Vice Chairperson 12/2021
<b>Council for Early Childhood Services</b>	Jean Cerullo	19 Tropical Drive	Ormond Beach	32176	386-689-5300	cerulloj2029@gmail.com	09/2021
<b>Agency for Persons with Disabilities</b>	Beverly Johnson	1219 Dunn Ave	Daytona Beach	32114	386-255-4568	bjohnson@esnecfl.org	08/2020
<b>TDLCB Alternates</b>	Sheryl Dick-Stanford	1621 NE Waldo Rd Bldg 1	Gainesville	32609	352-955-5768	sheryl.dick-stanford@apdcare.org	01/2021
<b>Association of Community Action</b>	Carmen Hall	123 W. Indiana Ave Rm 101	DeLand	32720	386-736-5955	chall@volusia.org	12/2020
<b>Elderly Citizens</b>	Cassandra Jessie	315 Wilder Blvd Apt. 109	Daytona Beach	32114	386-254-3846	cassandra.jessie@dbf.fldoe.org	06/2021
<b>FDOT</b>	Jamie Kersey	420 W. Landstreet Rd	Orlando	32824	321-319-8174	jamie.kersey@dot.state.fl.us	07/2022
<b>Florida Department of Children &amp; Families</b>	Todd Banks	210 N. Palmetto Ave Ste 430	Daytona Beach	32114	386-481-9182	todd.banks@myflfamilies.com	10/2021

Agency/Group	Name	Address	City	Zip Code	Phone Number	E-Mail Address	Notes/Appointment Date
<b>Public Education Community</b>	Vacant						
<b>Florida Department of Education (Voc Rehab)</b>	Susan Pauly	210 N. Palmetto St Ste 144	Daytona Beach	32114	386-281-6765	susan.pauly@vr.fldoe.org	02/2020
<b>Elder Affairs</b>	Vacant						
<b>Veteran Services Group</b>	Scott Olson	110 W Rich Ave	DeLand	32720	386-451-8488	solson@volusia.org	8/2023
<b>Private for Profit Healthcare Administration</b>	Vacant						
	Victoria Anderson	400 W. Robinson St Ste S309	Orlando	32801	407-420-2483	victoria.anderson@ahca.myflorida.com	06/2022
<b>Medical Community Workforce Development Board</b>	Ethan Johnson	1845 Holsonback Dr Bin 126 Room 2005A	Daytona Beach	32117	386-274-0605 386-281-7909 (cell)	ethan.johnson@flhealth.gov	05/2022
	Kathy Spencer	329 Bill France Blvd	Daytona Beach	32114	386-323-7074	kathyspencer@careersourcefv.com	01/2022
<b>Disabled Citizens</b>	Mary Tyson	291 Eddie Ave	Holly Hill	32117	386-212-9496	mtyson541@bellsouth.net	06/2021
<b>Citizens Advocate - Systems User</b>	Vacant						
<b>Citizens Advocate Council for Early Childhood Services</b>	Renee Gahagan	2204-B South Peninsula Dr	Daytona Beach	32118	386-235-6476	dioprez@aol.com	08/2022
	DJ Lebo	135 Executive Circle Ste 100	Daytona Beach	32114	386-323-2400 x196 386-801-9015 (cell)	djlebo@elcfv.org	02/2020
<b>Agency for Persons with Disabilities</b>	Sylvia Bamburg	1621 NE Waldo Rd Bldg 1	Gainesville	32609	352-955-6424	sylvia.bamburg@apdcares.org	05/2020
<b>TDLCB STAFF SUPPORT</b>							
<b>Volusia County - Transit Services</b>	Ralf Heseler	950 Big Tree Rd	South Daytona	32119	386-756-7496 ext. 4099	rheseler@volusia.org	
<b>Services Division-Alternate</b>	Jacob Lunceford	950 Big Tree Rd	South Daytona	32119	386-756-7496 ext. 4157	jlunceford@volusia.org	
<b>River to Sea TPO</b>	Stephan Harris	1 Deuce Court Ste 100	Daytona Beach	32124	386-226-0422 ext. 20428	sharris@r2ctpo.org	
<b>River to Sea TPO</b>	Donna King	1 Deuce Court Ste 100	Daytona Beach	32124	386-226-0422 ext. 20425	Dking@r2ctpo.org	

# Upcoming Events

## October 5

### **SR 44 Intersection Improvements Public Meeting**

5:30 pm – 7:00 pm

The Brannon Center

105 S. Riverside Dr, New Smyrna Beach

More info: [Click Here](#)

## October 11

### **LPGA Boulevard PD&E Public Hearing**

5:30 pm – 7:00 pm

Daytona State College News-Journal Center

221 North Beach Street, Daytona Beach, FL, 32114

More info: [Click Here](#)

## October 13

### **Central Florida MPO Alliance (CFMPOA) Meeting**

10:00 am – 12:00 noon

250 S. Orange Avenue, Suite 200, Orlando

More info: [Click Here](#)

## October 14

### **Port Orange Family Days**

9:00 am – 5:00 pm

Port Orange City Center

1000 City Center, Port Orange

The River to Sea TPO will have a booth at this event and will be providing bicycle/pedestrian/driver safety information

More info: [Click Here](#)

## October 16-20

### **FDOT Annual Work Program Virtual Public Hearing Week**

More info: [Click Here](#)

## October 17

### **FDOT Annual Work Program Public Hearing In-Person Meeting**

3:00 pm – 5:30 pm

FDOT District 5 Office

719 S. Woodland Blvd, DeLand

More info: [Click Here](#)

**October 26****MPO Advisory Council (MPOAC) Facility Tour and Meeting**

9:00 am – 5:00 pm

SunTrax Facility Event Center

1000 Transformation Way, Auburndale

More info: [Click Here](#)

**October 26****Central Florida Commuter Rail Commission Work Session**

2:00 pm – 3:30 pm

Lynx Administrative Building

455 North Garland Ave, Orlando

More info: [Click Here](#)

**October 27 – November 4****FDOT Statewide Annual Mobility Week**

Multiple Locations

The River to Sea TPO will be participating in a number of events (TBD) to celebrate Florida's Mobility Week.

More info: [Click Here](#)

**October 27****White Cane Day Event**

10:00 am – 12:00 pm

Division of the Blind Rehab Center

408 White St, Daytona Beach

The River to Sea TPO will have a table at this event.

More info: [Click Here](#)

**October 27****US 17-92 at Enterprise Road Intersection Improvements Public Meeting**

5:30 pm – 7:00 pm

West Volusia Dream Center

2479 S. Volusia Ave, Orange City

More info: [Click Here](#)

**November 2****Volusia County Association for Responsible Development (VCARD) Icebreaker**

5:30 pm – 8:30 pm

LPGA International Clubhouse

1000 Champions Dr, Daytona Beach

The River to Sea TPO will have a table at this event.

More info: [Click Here](#)



**November 2****Central Park Bike Rodeo & Ride Event**

5:00 pm – 7:00 pm

Central Park in Town Center

975 Central Ave, Palm Coast

The River to Sea TPO is partnering with Palm Coast and will have a table at this event.

More info: [Click Here](#)

**November 13****Florida Metropolitan Planning Partnership (FMPP) Virtual Meeting**

3:30 pm – 4:30 pm

More information to follow.

**November 13****Roundtable of Volusia County Elected Officials Meeting**

9:00 am – 11:00 am

Location: To Be Determined

More info: [Click Here](#)

**November 16****Central Florida Commuter Rail Commission Work Session**

2:00 pm – 3:30 pm

Lynx Administrative Building

455 North Garland Ave, Orlando

More info: [Click Here](#)

**November 16****Families and Communities Together (FACT) Fair**

5:30 pm – 7:00 pm

Campbell Middle School

625 S. Keech St, Daytona Beach

The River to Sea TPO will have a table at this event.

More info: [Click Here](#)



**TDLCB Meeting  
October 18, 2023**

## **IX. ADJOURNMENT**

**The next TDLCB meeting will be on January 10, 2024**



# **TDLCB PUBLIC HEARING**

**October 18, 2023**

**11:00 am**



**TDLCB Public Hearing  
October 18, 2023**

## **I. Call to Order/Pledge of Allegiance**





**TDLCB Public Hearing  
October 18, 2023**

## **II. Public Comment/Participation**



**TDLCB Public Hearing  
October 18, 2023**

### **III. TDLCB Chairperson Comments**



**TDLCB Public Hearing  
October 18, 2023**

## **IV. TDLCB Member Comments**





**TDLCB Public Hearing  
October 18, 2023**

## **V. Staff Comments**



**TDLCB Public Hearing  
October 18, 2023**

## **VI. Adjournment**