

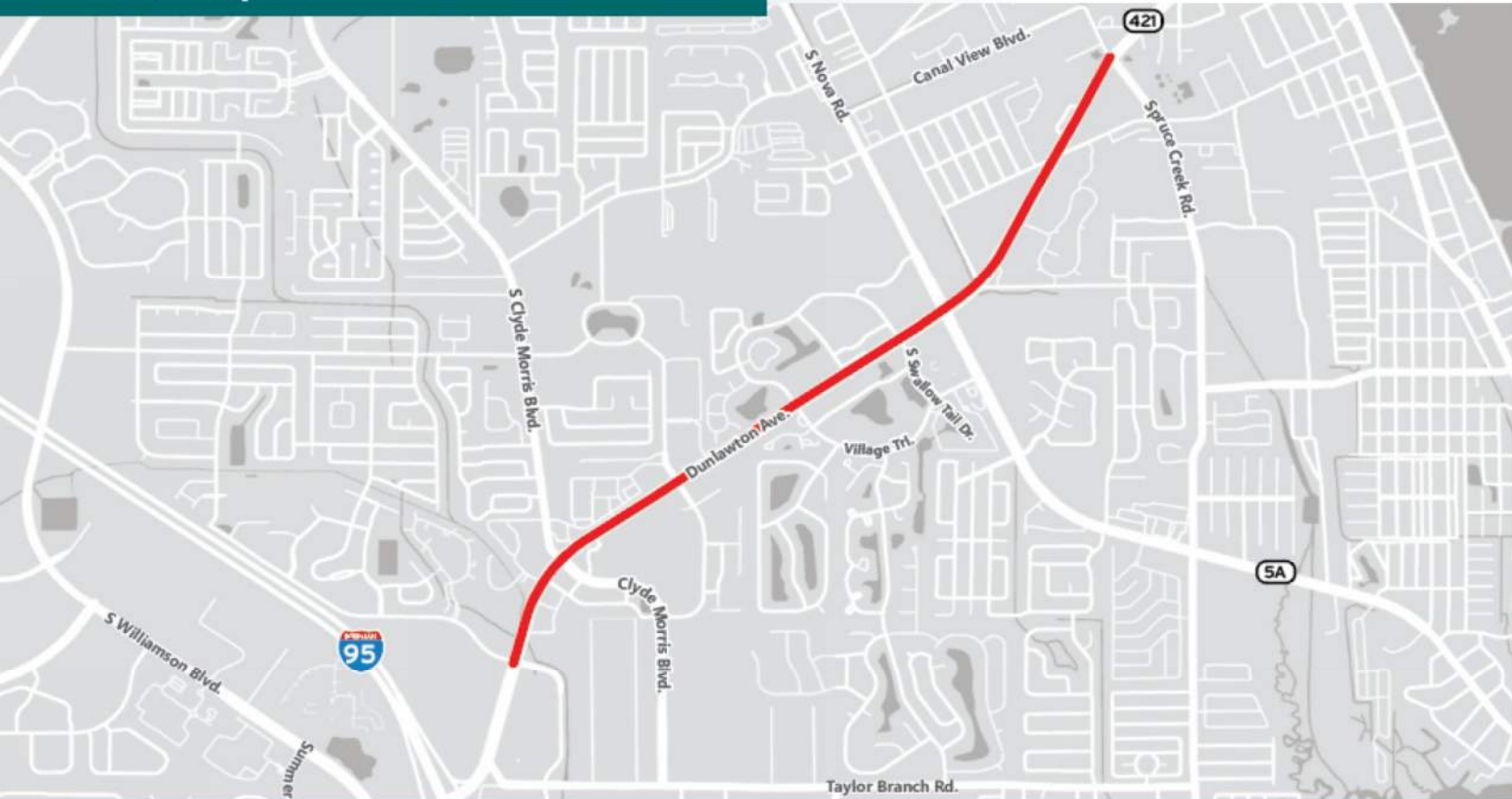
March 2026



Volusia-Flagler Transportation
Planning Organization (TPO)

1540 Cornerstone Blvd., Suite 240

Final Report



Lighting Design Analysis Report for Dunlawton Avenue from Taylor Branch Road to Spruce Creek Road

Prepared by:



Lighting Design Analysis Report

for

Dunlawton Avenue from Taylor Branch Road to Spruce Creek Road

Task Work Order GPC-VHB-05

Prepared for:




Prepared by:



Vanasse Hangen Brustlin, Inc.
Orlando, FL

March 2026

This item has been digitally signed and sealed
by on the date adjacent to the seal.



Signatures must be verified on any electronic copies.

Vanasse Hangen Brustlin, Inc.
225 E. Robinson Street, Suite 300
Orlando, FL 32801
Juan P. Camacho, P.E. No. 60031

Table of Contents

SECTION 1 – General Description.....2

SECTION 2 - Roadway Lighting.....4

 2.1 Design Methodology.....4

 2.2 Photometric Analysis.....5

SECTION 3 - Cost Estimate.....5

List of Figures

Figure 1: Project Location Map.....3

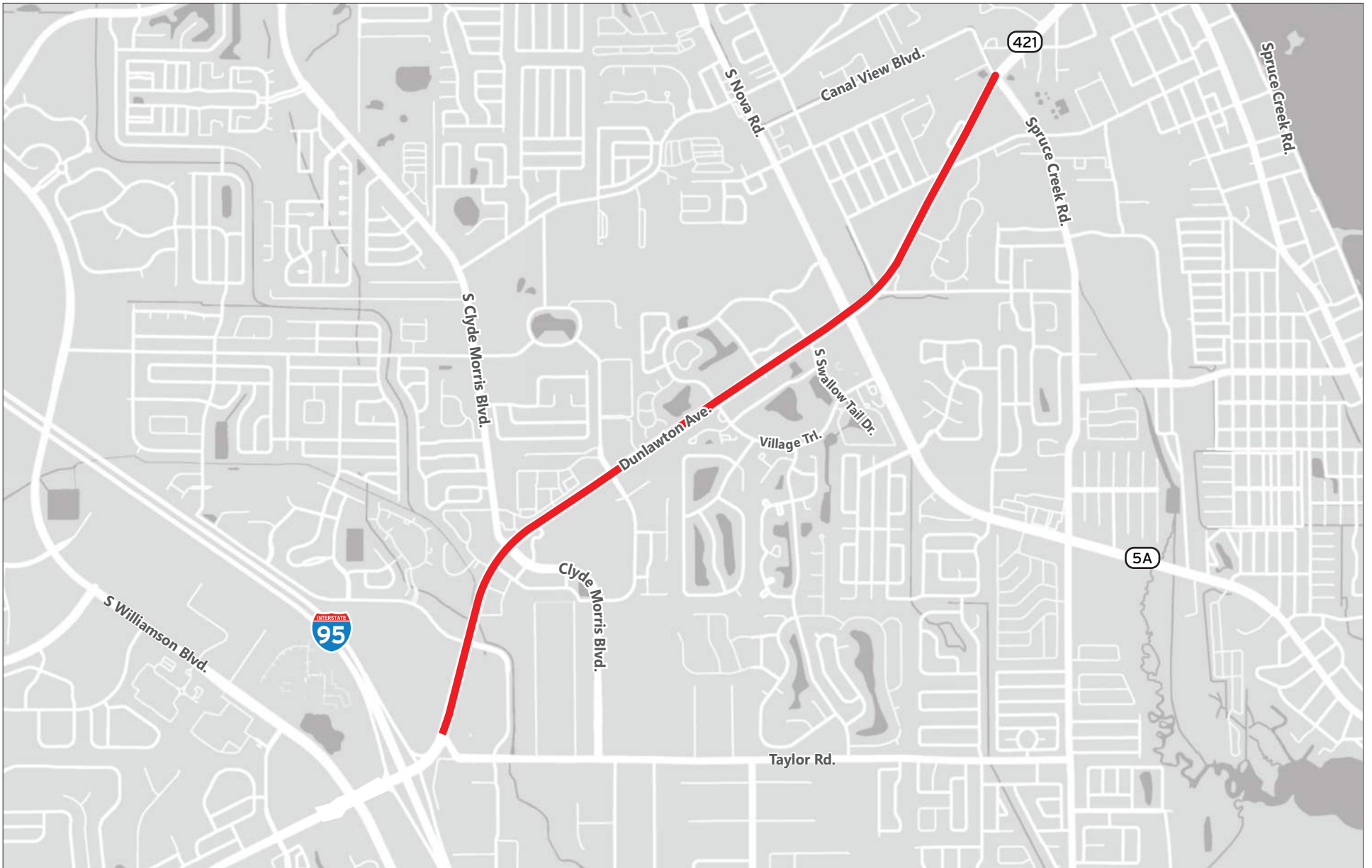
List of Appendices

- Appendix A: AGI Photometric Calculations and Plan Sheets
- Appendix B: Luminaire Product Sheets
- Appendix C: Cost Estimate
- Appendix D: Coordination with Power Company (FP&L)

SECTION 1 – General Description

This lighting design analysis report presents the results of a photometric analysis completed for the Dunlawton Avenue corridor from Taylor Branch Road to Spruce Creek Road, located in the City of Port Orange, Volusia County, Florida. This report was prompted by an application by City of Port Orange to evaluate the corridor lighting based on the results of the February 2023 Lighting Justification Report prepared for the corridor. The February 2023 Lighting Justification Report and this lighting design analysis report, when taken together, are intended to function as a lighting feasibility study. The two documents collectively identify the need for lighting the corridor, the benefits associated with lighting, evaluate technical criteria and methodology for the proposed lighting improvements. Corridor lighting was analyzed with intersection level lighting as well at the intersections of Taylor Branch Road, Village Trail and Spruce Creek Road. The intersections of Yorktown Boulevard, Clyde Morris Boulevard, City Center Parkway and Nova Road will be constructed through Florida Department of Transportation (FDOT) project FPID 449770-1-58-01. The lighting analysis was conducted utilizing the power company, Florida, Power and Light (FP&L) available luminaires as FP&L will install and operate the lighting.

Based on FP&L installing the proposed lighting, a cost estimate was developed using historical / similar cost information from recent FP&L lighting projects, to develop the cost is aid to construction (CIAC). The cost also included the removal of existing pedestrian level lighting on both sides of the road from Taylor Branch Road to just west of Spruce Creek Road which would be handled by a contractor.



Study Corridor



Figure 1

Study Corridor
Lighting Design Analysis Report
Dunlawton Avenue from Taylor
Branch Road to Spruce Creek Road

SECTION 2 – Roadway Lighting

Section 2.1 – Design Methodology

AGI32 lighting software has been used to determine illumination average values and ratios as well as photometric analysis for the proposed corridor (arterial) lighting retrofit and intersection lighting retrofit. Both the corridor lighting and intersection lighting were analyzed based on the methodology as established per the FDOT Design Manual (FDM) section 231.3. The analysis zone illumination points for the corridor lighting were established within a polygon at 15-foot intervals parallel to the roadway and 5-foot intervals perpendicular to the road. The intersection lighting illumination points were established within a polygon at 5-foot intervals longitudinally and 5-foot intervals transversely. The vertical illuminance grid points along the crosswalks were calculated on a line centered in the crosswalk with a horizontal spacing of 1.65 feet at a height of 5 feet above the pavement.

The criteria for the corridor lighting and intersection lighting criteria followed FDM Table 231.2.1 Lighting Values as shown below.

Roadway Classification	Illumination Level Average Initial (H.F.C.)	Illumination Uniformity Ratio (Avg./Min.)	Illumination Uniformity Ratio (Max./Min.)	Veiling Luminance Ratio (Max/Avg)
Corridor Lighting				
Arterial Lighting Retrofit	1.0-1.5	4:1 or Less	10:1 or Less	0.3:1 or Less

Roadway Classification	Illumination Level Average Initial (H.F.C.)	Illumination Level Average Initial (V.F.C.)	Illumination Uniformity Ratio (Avg./Min.)	Illumination Uniformity Ratio (Max./Min.)
Signalized Intersection Lighting				
Intersection Lighting Retrofit	1.5 Std. 1.0 Min	1.5 Std. 1.0 Min	4:1 or Less	10:1 or Less

Section 2.2 – Photometric Analysis

Photometric analysis was performed using AGI32 for the corridor and the signalized intersections based on utilizing FP&L luminaire type, arm length and mounting height. The luminaire utilized is the American Electric Lighting Autobahn ATB2, 264 Watt, 3000K color temperature, 32,450 Lumens and glare rating of B3-UO-G5 (See Appendix B for Details). Existing FP&L utility poles were utilized to install a luminaire at a mounting height of 35-feet with a 12-foot arm. Where existing utility poles could not be utilized, standalone light poles were used at a mounting height of 35-feet with 12-foot arms.

The results of the analysis can be found in Appendix A.

SECTION 3 – Cost Estimate

A cost estimate was prepared for the proposed lighting considering FP&L will be installing the system. VHB utilized a cost per pole based on the FDOT unit cost history for a standard light pole installation. This was utilized as a conservative estimate as on-going coordination with FP&L is taking place to get a more accurate estimate of the CIAC. Recent roadway illumination service agreement (RISA) projects with FP&L had a unit cost of approximately \$4000 however these were much smaller projects, thus the FDOT unit cost was utilized until the CIAC cost is provided by FP&L. Based on the layout included in Appendix A, the total approximate cost of the lighting is \$1,987,527. The detail breakout of the quantities / cost can be found in Appendix C.

APPENDICES

APPENDIX A:
AGI Photometric Calculations and Plan Sheets

Dunlawton Avenue
From Taylor Branch Road
to Spruce Creek Road
Volusia County

Vanasse Hangen & Brustlin

225 E. Robinson St., Ste 300
Orlando, FL 32801
Project No.: 63838.01
P: 407.839.4006, F: 407.839.4008



Date: 1/8/2026







Luminaire Schedule

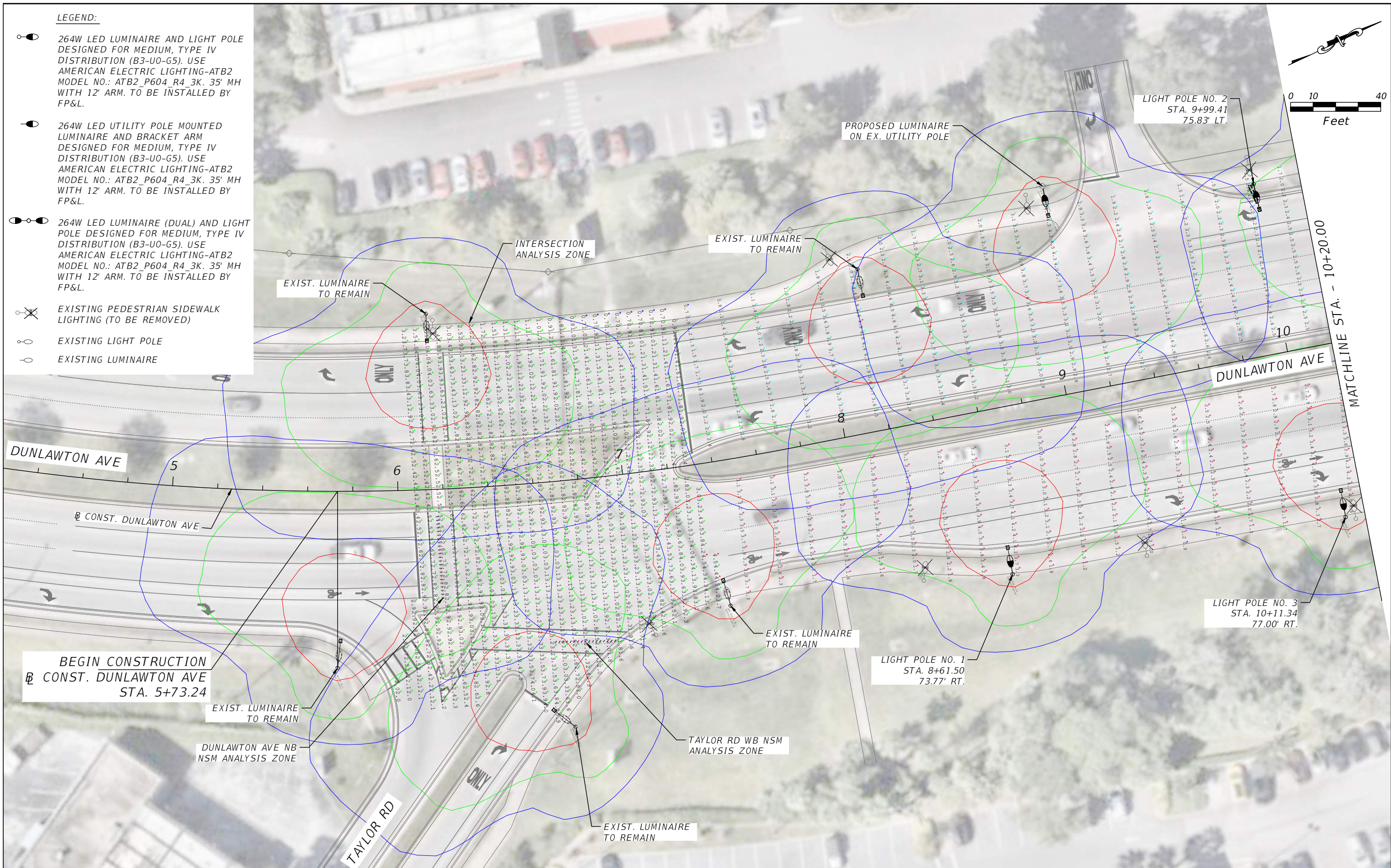
Symbol	Qty	Label	Tag	Description	Lum. Watts	Arm
☐	13	ATB2 P604 R4 3K_2	Proposed Lighting	ATB2 P604 R4 3K	264	12
—☐	42	ATB2 P604 R4 3K_UTIL	Proposed Luminaire on Ex Utility Pole	ATB2 P604 R4 3K	264	12
—☐	55	ATB2 P604 R4 3K_1	Existing Lighting	ATB2 P604 R4 3K	264	12
—☐	162	ATB2 P604 R4 3K	Proposed Lighting	ATB2 P604 R4 3K	264	12

Calculation Summary

Label	CalcType	Units	Avg	Max	Min	Avg/Min	Max/Min
NB Dunlawton - Clyde - Victoria	Illuminance	Fc	2.31	5.4	0.5	4.62	10.80
NB Dunlawton - Nova-Spruce	Illuminance	Fc	2.55	6.1	0.6	4.25	10.17
NB Dunlawton - Swallow-Nova	Illuminance	Fc	2.30	5.1	0.5	4.60	10.20
NB Dunlawton - Taylor to Yorktow	Illuminance	Fc	2.89	5.8	0.9	3.21	6.44
NB Dunlawton - Victoria-Swallow	Illuminance	Fc	2.28	4.5	0.5	4.56	9.00
NB Dunlawton - Yorktow-Clyde Mor	Illuminance	Fc	2.59	5.0	0.5	5.18	10.00
SB Dunlawton - Clyde - Victoria	Illuminance	Fc	2.28	4.5	0.5	4.56	9.00
SB Dunlawton - Nova-Spruce_1	Illuminance	Fc	2.58	5.4	0.5	5.16	10.80
SB Dunlawton - Swallow-Nova_1	Illuminance	Fc	2.25	4.1	0.5	4.50	8.20
SB Dunlawton - Taylor to Yorktow	Illuminance	Fc	2.85	4.9	0.7	4.07	7.00
SB Dunlawton - Victoria-Swallow	Illuminance	Fc	2.43	6.2	0.6	4.05	10.33
SB Dunlawton - Yorktow-Clyde Mor	Illuminance	Fc	2.65	6.2	0.6	4.42	10.33
Spruce Creek Rd INT	Illuminance	Fc	5.68	9.0	2.4	2.37	3.75
Spruce EB Near	Illuminance	Fc	1.50	N.A.	N.A.	N.A.	N.A.
Spruce NB Near	Illuminance	Fc	2.35	N.A.	N.A.	N.A.	N.A.
Spruce SB Near	Illuminance	Fc	3.20	N.A.	N.A.	N.A.	N.A.
Spruce WB Near	Illuminance	Fc	1.75	N.A.	N.A.	N.A.	N.A.
Swallow Tail Dr Int	Illuminance	Fc	2.66	4.6	0.8	3.33	5.75
Swallow Tail EB Near VC	Illuminance	Fc	1.22	N.A.	N.A.	N.A.	N.A.
Swallow Tail SB Near VC	Illuminance	Fc	1.51	N.A.	N.A.	N.A.	N.A.
Swallow Tail WB Near VC	Illuminance	Fc	1.51	N.A.	N.A.	N.A.	N.A.
Taylor NB VC	Illuminance	Fc	1.85	N.A.	N.A.	N.A.	N.A.
Taylor Road INT	Illuminance	Fc	2.63	N.A.	N.A.	3.76	6.43
Taylor WB VC	Illuminance	Fc	2.09	N.A.	N.A.	N.A.	N.A.

LEGEND:

-  264W LED LUMINAIRE AND LIGHT POLE DESIGNED FOR MEDIUM, TYPE IV DISTRIBUTION (B3-U0-G5). USE AMERICAN ELECTRIC LIGHTING-ATB2 MODEL NO.: ATB2_P604_R4_3K. 35' MH WITH 12' ARM. TO BE INSTALLED BY FP&L.
-  264W LED UTILITY POLE MOUNTED LUMINAIRE AND BRACKET ARM DESIGNED FOR MEDIUM, TYPE IV DISTRIBUTION (B3-U0-G5). USE AMERICAN ELECTRIC LIGHTING-ATB2 MODEL NO.: ATB2_P604_R4_3K. 35' MH WITH 12' ARM. TO BE INSTALLED BY FP&L.
-  264W LED LUMINAIRE (DUAL) AND LIGHT POLE DESIGNED FOR MEDIUM, TYPE IV DISTRIBUTION (B3-U0-G5). USE AMERICAN ELECTRIC LIGHTING-ATB2 MODEL NO.: ATB2_P604_R4_3K. 35' MH WITH 12' ARM. TO BE INSTALLED BY FP&L.
-  EXISTING PEDESTRIAN SIDEWALK LIGHTING (TO BE REMOVED)
-  EXISTING LIGHT POLE
-  EXISTING LUMINAIRE



REVISIONS			
DATE	DESCRIPTION	DATE	DESCRIPTION



Engineers | Scientists
Planners | Designers
225 E. Robinson Street, Suite 300
Orlando, FL 32801 (407)839-4006
Certificate of Authorization # 3932
JUAN P. CAMACHO, P.E.
PE # 60031







DUNLAWTON AV ROADWAY LIGHTING

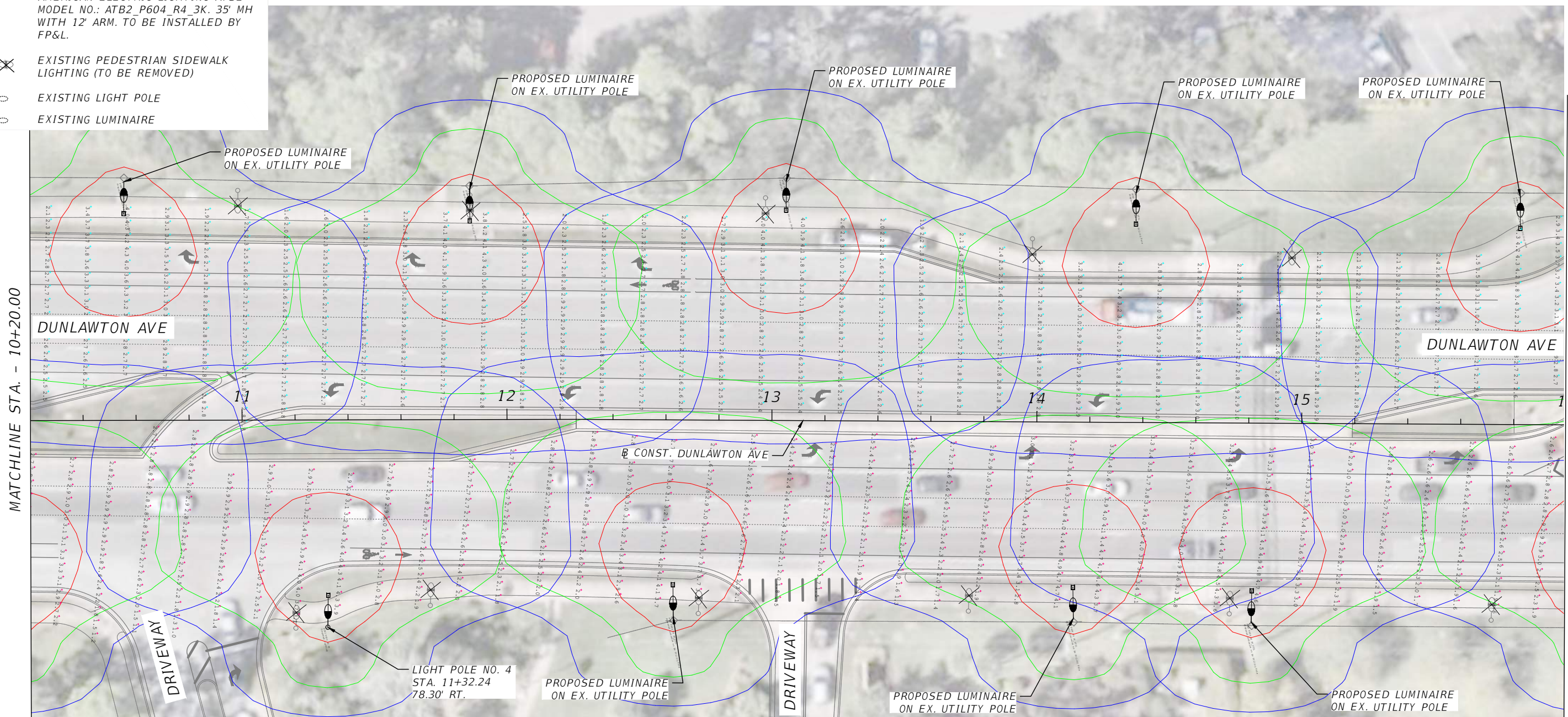
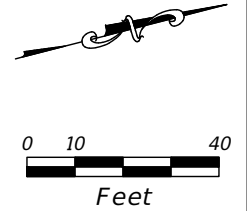
LIGHTING PLAN SHEET 1

SHEET NO. 1

THE OFFICIAL RECORD OF THIS SHEET IS THE ELECTRONIC FILE DIGITALLY SIGNED AND SEALED UNDER RULE 61G15-23.004, F.A.C.

LEGEND:

-  264W LED LUMINAIRE AND LIGHT POLE DESIGNED FOR MEDIUM, TYPE IV DISTRIBUTION (B3-U0-G5). USE AMERICAN ELECTRIC LIGHTING-ATB2 MODEL NO.: ATB2_P604_R4_3K. 35' MH WITH 12' ARM. TO BE INSTALLED BY FP&L.
-  264W LED UTILITY POLE MOUNTED LUMINAIRE AND BRACKET ARM DESIGNED FOR MEDIUM, TYPE IV DISTRIBUTION (B3-U0-G5). USE AMERICAN ELECTRIC LIGHTING-ATB2 MODEL NO.: ATB2_P604_R4_3K. 35' MH WITH 12' ARM. TO BE INSTALLED BY FP&L.
-  264W LED LUMINAIRE (DUAL) AND LIGHT POLE DESIGNED FOR MEDIUM, TYPE IV DISTRIBUTION (B3-U0-G5). USE AMERICAN ELECTRIC LIGHTING-ATB2 MODEL NO.: ATB2_P604_R4_3K. 35' MH WITH 12' ARM. TO BE INSTALLED BY FP&L.
-  EXISTING PEDESTRIAN SIDEWALK LIGHTING (TO BE REMOVED)
-  EXISTING LIGHT POLE
-  EXISTING LUMINAIRE



MATCHLINE STA. - 10+00.00

MATCHLINE STA. - 16+00.00

REVISIONS			
DATE	DESCRIPTION	DATE	DESCRIPTION



Engineers | Scientists
Planners | Designers
225 E. Robinson Street, Suite 300
Orlando, FL 32801 (407)839-4006
Certificate of Authorization # 3932
JUAN P. CAMACHO, P.E.
PE # 60031







DUNLAWTON AV ROADWAY LIGHTING

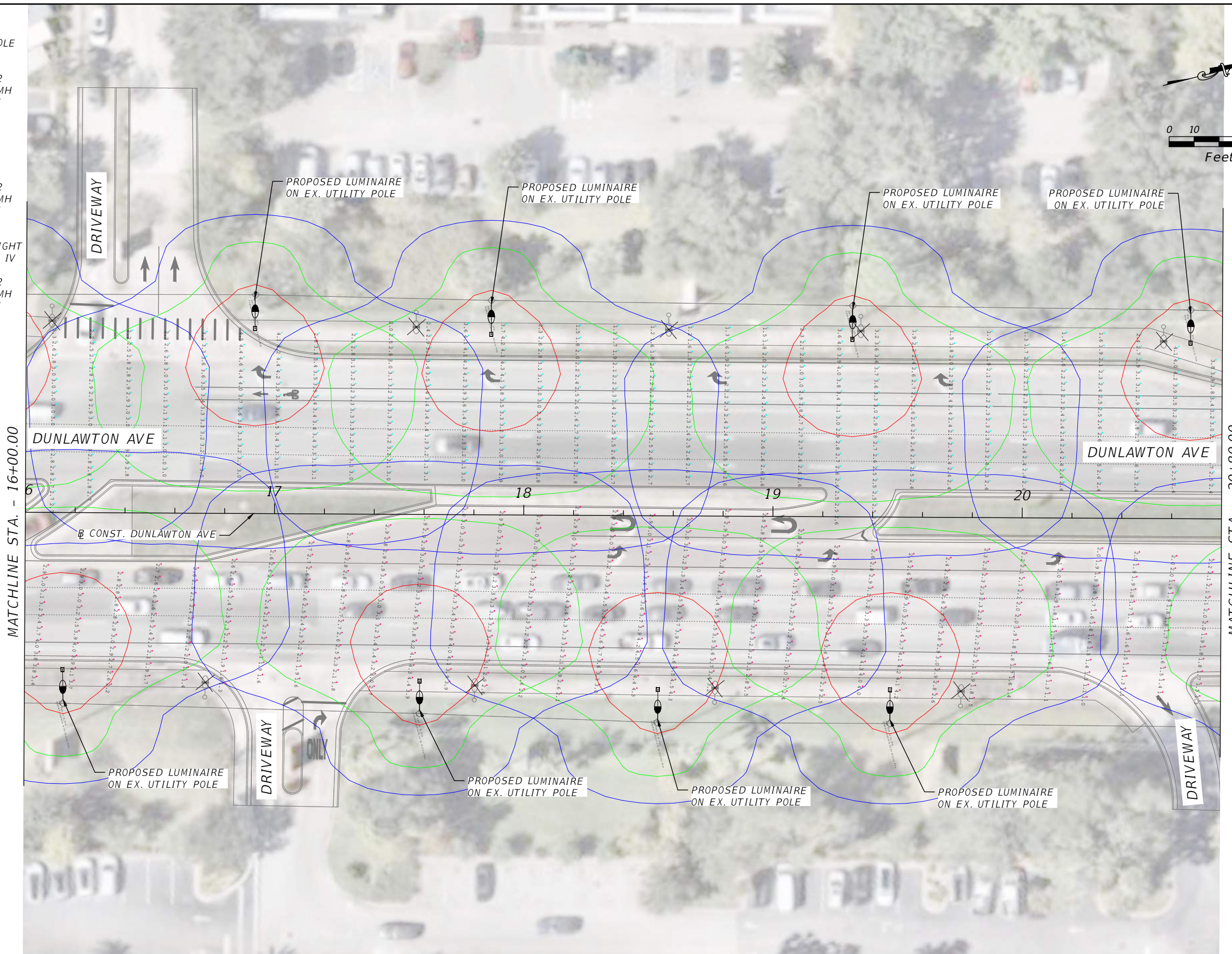
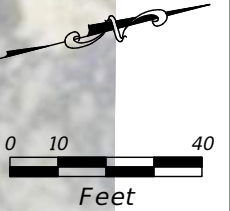
LIGHTING PLAN SHEET 2

SHEET NO.	2
-----------	---

THE OFFICIAL RECORD OF THIS SHEET IS THE ELECTRONIC FILE DIGITALLY SIGNED AND SEALED UNDER RULE 61G15-23.004, F.A.C.

LEGEND:

- 
 264W LED LUMINAIRE AND LIGHT POLE DESIGNED FOR MEDIUM, TYPE IV DISTRIBUTION (B3-U0-G5). USE AMERICAN ELECTRIC LIGHTING-ATB2 MODEL NO.: ATB2_P604_R4_3K. 35' MH WITH 12' ARM. TO BE INSTALLED BY FP&L.
- 
 264W LED UTILITY POLE MOUNTED LUMINAIRE AND BRACKET ARM DESIGNED FOR MEDIUM, TYPE IV DISTRIBUTION (B3-U0-G5). USE AMERICAN ELECTRIC LIGHTING-ATB2 MODEL NO.: ATB2_P604_R4_3K. 35' MH WITH 12' ARM. TO BE INSTALLED BY FP&L.
- 
 264W LED LUMINAIRE (DUAL) AND LIGHT POLE DESIGNED FOR MEDIUM, TYPE IV DISTRIBUTION (B3-U0-G5). USE AMERICAN ELECTRIC LIGHTING-ATB2 MODEL NO.: ATB2_P604_R4_3K. 35' MH WITH 12' ARM. TO BE INSTALLED BY FP&L.
- 
 EXISTING PEDESTRIAN SIDEWALK LIGHTING (TO BE REMOVED)
- 
 EXISTING LIGHT POLE
- 
 EXISTING LUMINAIRE



MATCHLINE STA. - 16+00.00

MATCHLINE STA. - 20+80.00

REVISIONS			
DATE	DESCRIPTION	DATE	DESCRIPTION



Engineers | Scientists
Planners | Designers
225 E. Robinson Street, Suite 300
Orlando, FL 32801 (407)839-4006
Certificate of Authorization # 3932
JUAN P. CAMACHO, P.E.
PE # 60031







DUNLAWTON AV ROADWAY LIGHTING

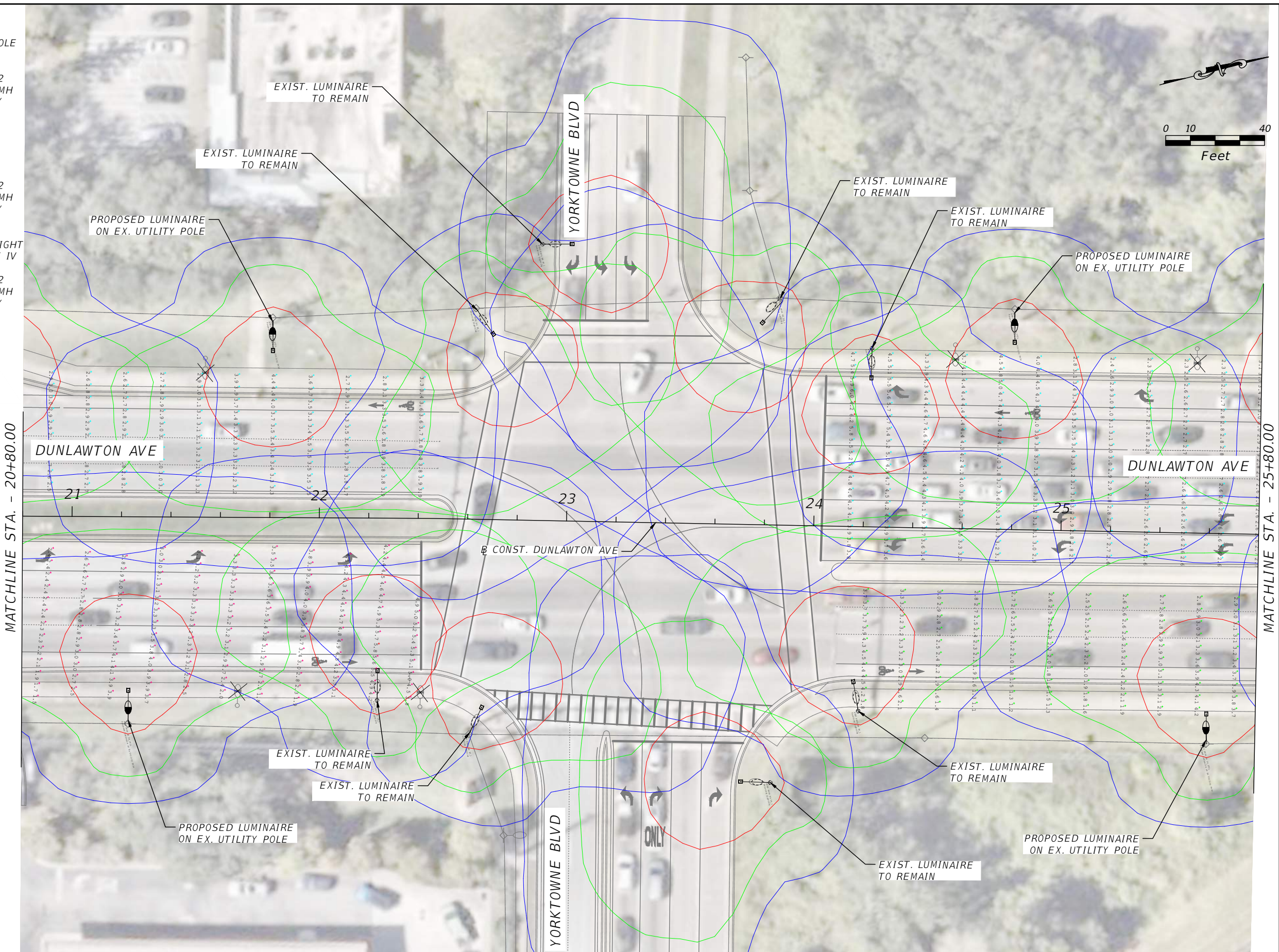
LIGHTING PLAN SHEET 3

SHEET NO.	3
-----------	---

THE OFFICIAL RECORD OF THIS SHEET IS THE ELECTRONIC FILE DIGITALLY SIGNED AND SEALED UNDER RULE 61G15-23.004, F.A.C.

LEGEND:

-  264W LED LUMINAIRE AND LIGHT POLE DESIGNED FOR MEDIUM, TYPE IV DISTRIBUTION (B3-U0-G5). USE AMERICAN ELECTRIC LIGHTING-ATB2 MODEL NO.: ATB2_P604_R4_3K. 35' MH WITH 12' ARM. TO BE INSTALLED BY FP&L.
-  264W LED UTILITY POLE MOUNTED LUMINAIRE AND BRACKET ARM DESIGNED FOR MEDIUM, TYPE IV DISTRIBUTION (B3-U0-G5). USE AMERICAN ELECTRIC LIGHTING-ATB2 MODEL NO.: ATB2_P604_R4_3K. 35' MH WITH 12' ARM. TO BE INSTALLED BY FP&L.
-  264W LED LUMINAIRE (DUAL) AND LIGHT POLE DESIGNED FOR MEDIUM, TYPE IV DISTRIBUTION (B3-U0-G5). USE AMERICAN ELECTRIC LIGHTING-ATB2 MODEL NO.: ATB2_P604_R4_3K. 35' MH WITH 12' ARM. TO BE INSTALLED BY FP&L.
-  EXISTING PEDESTRIAN SIDEWALK LIGHTING (TO BE REMOVED)
-  EXISTING LIGHT POLE
-  EXISTING LUMINAIRE



MATCHLINE STA. - 20+80.00

MATCHLINE STA. - 25+80.00

THE OFFICIAL RECORD OF THIS SHEET IS THE ELECTRONIC FILE DIGITALLY SIGNED AND SEALED UNDER RULE 61G15-23.004, F.A.C.

REVISIONS			
DATE	DESCRIPTION	DATE	DESCRIPTION









Engineers | Scientists
Planners | Designers
225 E. Robinson Street, Suite 300
Orlando, FL 32801 (407)839-4006
Certificate of Authorization # 3932
JUAN P. CAMACHO, P.E.
PE # 60031

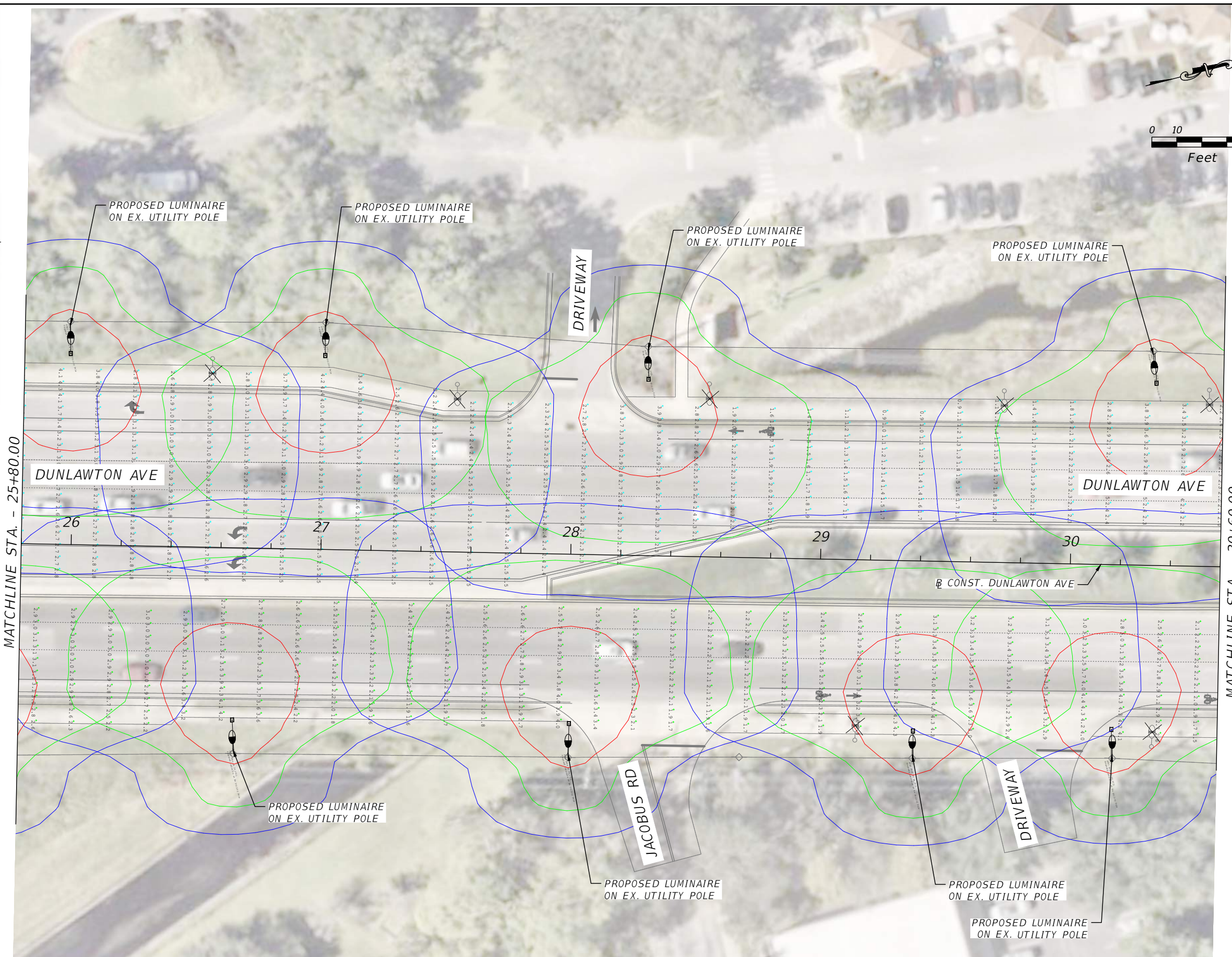
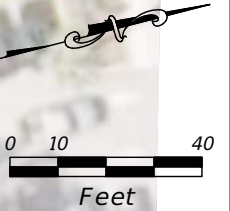
DUNLAWTON AV ROADWAY LIGHTING

LIGHTING PLAN SHEET 4

SHEET NO.
4

LEGEND:

-  264W LED LUMINAIRE AND LIGHT POLE DESIGNED FOR MEDIUM, TYPE IV DISTRIBUTION (B3-U0-G5). USE AMERICAN ELECTRIC LIGHTING-ATB2 MODEL NO.: ATB2_P604_R4_3K. 35' MH WITH 12' ARM. TO BE INSTALLED BY FP&L.
-  264W LED UTILITY POLE MOUNTED LUMINAIRE AND BRACKET ARM DESIGNED FOR MEDIUM, TYPE IV DISTRIBUTION (B3-U0-G5). USE AMERICAN ELECTRIC LIGHTING-ATB2 MODEL NO.: ATB2_P604_R4_3K. 35' MH WITH 12' ARM. TO BE INSTALLED BY FP&L.
-  264W LED LUMINAIRE (DUAL) AND LIGHT POLE DESIGNED FOR MEDIUM, TYPE IV DISTRIBUTION (B3-U0-G5). USE AMERICAN ELECTRIC LIGHTING-ATB2 MODEL NO.: ATB2_P604_R4_3K. 35' MH WITH 12' ARM. TO BE INSTALLED BY FP&L.
-  EXISTING PEDESTRIAN SIDEWALK LIGHTING (TO BE REMOVED)
-  EXISTING LIGHT POLE
-  EXISTING LUMINAIRE



REVISIONS			
DATE	DESCRIPTION	DATE	DESCRIPTION



Engineers | Scientists
Planners | Designers
225 E. Robinson Street, Suite 300
Orlando, FL 32801 (407)839-4006
Certificate of Authorization # 3932
JUAN P. CAMACHO, P.E.
PE # 60031







DUNLAWTON AV ROADWAY LIGHTING

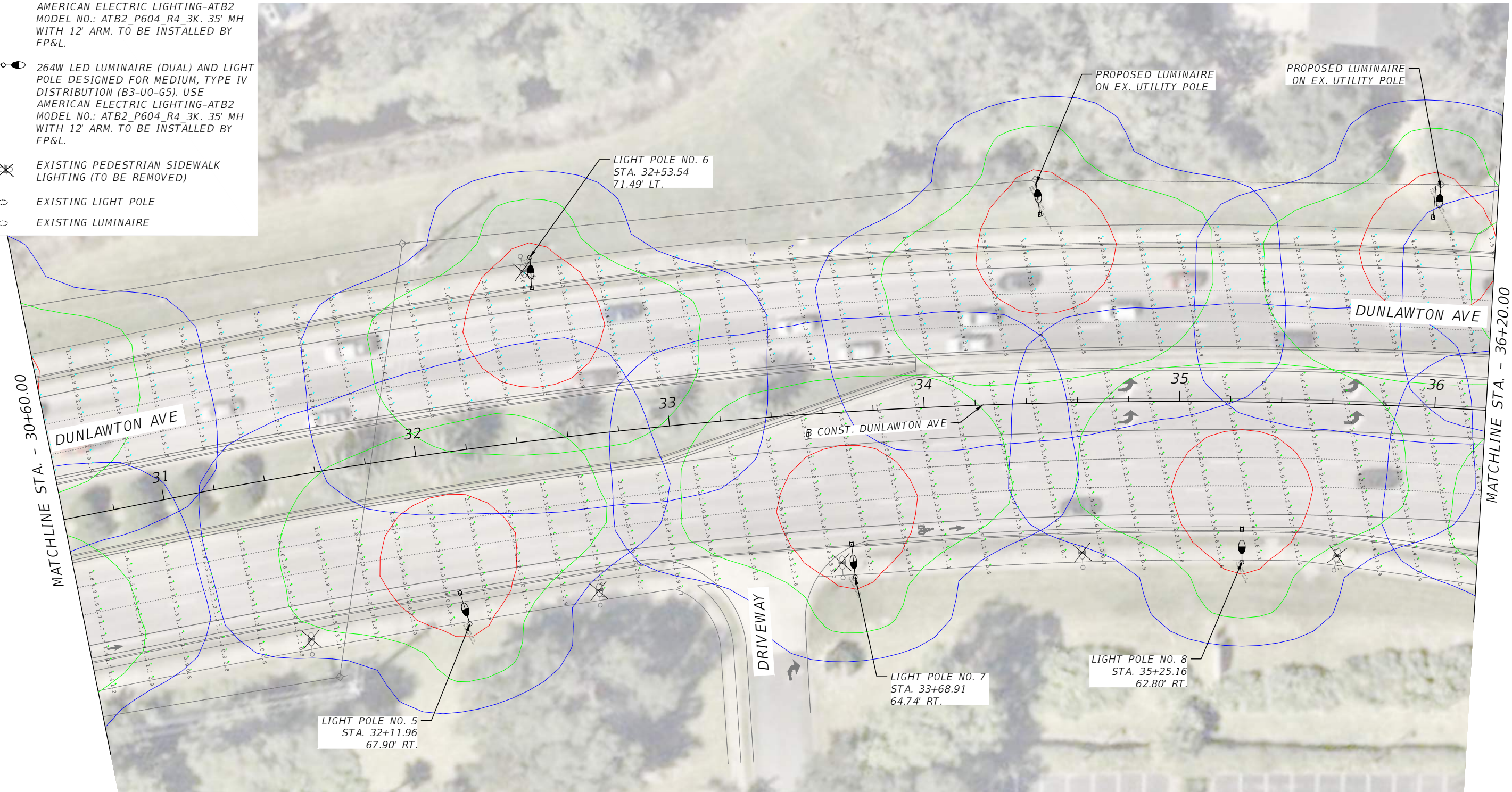
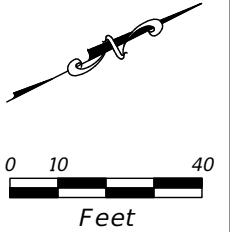
LIGHTING PLAN SHEET 5

SHEET NO. 5

THE OFFICIAL RECORD OF THIS SHEET IS THE ELECTRONIC FILE DIGITALLY SIGNED AND SEALED UNDER RULE 61G15-23.004, F.A.C.

LEGEND:

- 
 264W LED LUMINAIRE AND LIGHT POLE DESIGNED FOR MEDIUM, TYPE IV DISTRIBUTION (B3-U0-G5). USE AMERICAN ELECTRIC LIGHTING-ATB2 MODEL NO.: ATB2_P604_R4_3K. 35' MH WITH 12' ARM. TO BE INSTALLED BY FP&L.
- 
 264W LED UTILITY POLE MOUNTED LUMINAIRE AND BRACKET ARM DESIGNED FOR MEDIUM, TYPE IV DISTRIBUTION (B3-U0-G5). USE AMERICAN ELECTRIC LIGHTING-ATB2 MODEL NO.: ATB2_P604_R4_3K. 35' MH WITH 12' ARM. TO BE INSTALLED BY FP&L.
- 
 264W LED LUMINAIRE (DUAL) AND LIGHT POLE DESIGNED FOR MEDIUM, TYPE IV DISTRIBUTION (B3-U0-G5). USE AMERICAN ELECTRIC LIGHTING-ATB2 MODEL NO.: ATB2_P604_R4_3K. 35' MH WITH 12' ARM. TO BE INSTALLED BY FP&L.
- 
 EXISTING PEDESTRIAN SIDEWALK LIGHTING (TO BE REMOVED)
- 
 EXISTING LIGHT POLE
- 
 EXISTING LUMINAIRE



REVISIONS			
DATE	DESCRIPTION	DATE	DESCRIPTION



Engineers | Scientists
Planners | Designers
225 E. Robinson Street, Suite 300
Orlando, FL 32801 (407)839-4006
Certificate of Authorization # 3932
JUAN P. CAMACHO, P.E.
PE # 60031


DUNLAWTON AV ROADWAY LIGHTING


LIGHTING PLAN SHEET 6


SHEET NO.
6


THE OFFICIAL RECORD OF THIS SHEET IS THE ELECTRONIC FILE DIGITALLY SIGNED AND SEALED UNDER RULE 61G15-23.004, F.A.C.


LEGEND:


- 
 264W LED LUMINAIRE AND LIGHT POLE DESIGNED FOR MEDIUM, TYPE IV DISTRIBUTION (B3-U0-G5). USE AMERICAN ELECTRIC LIGHTING-ATB2 MODEL NO.: ATB2_P604_R4_3K. 35' MH WITH 12' ARM. TO BE INSTALLED BY FP&L.

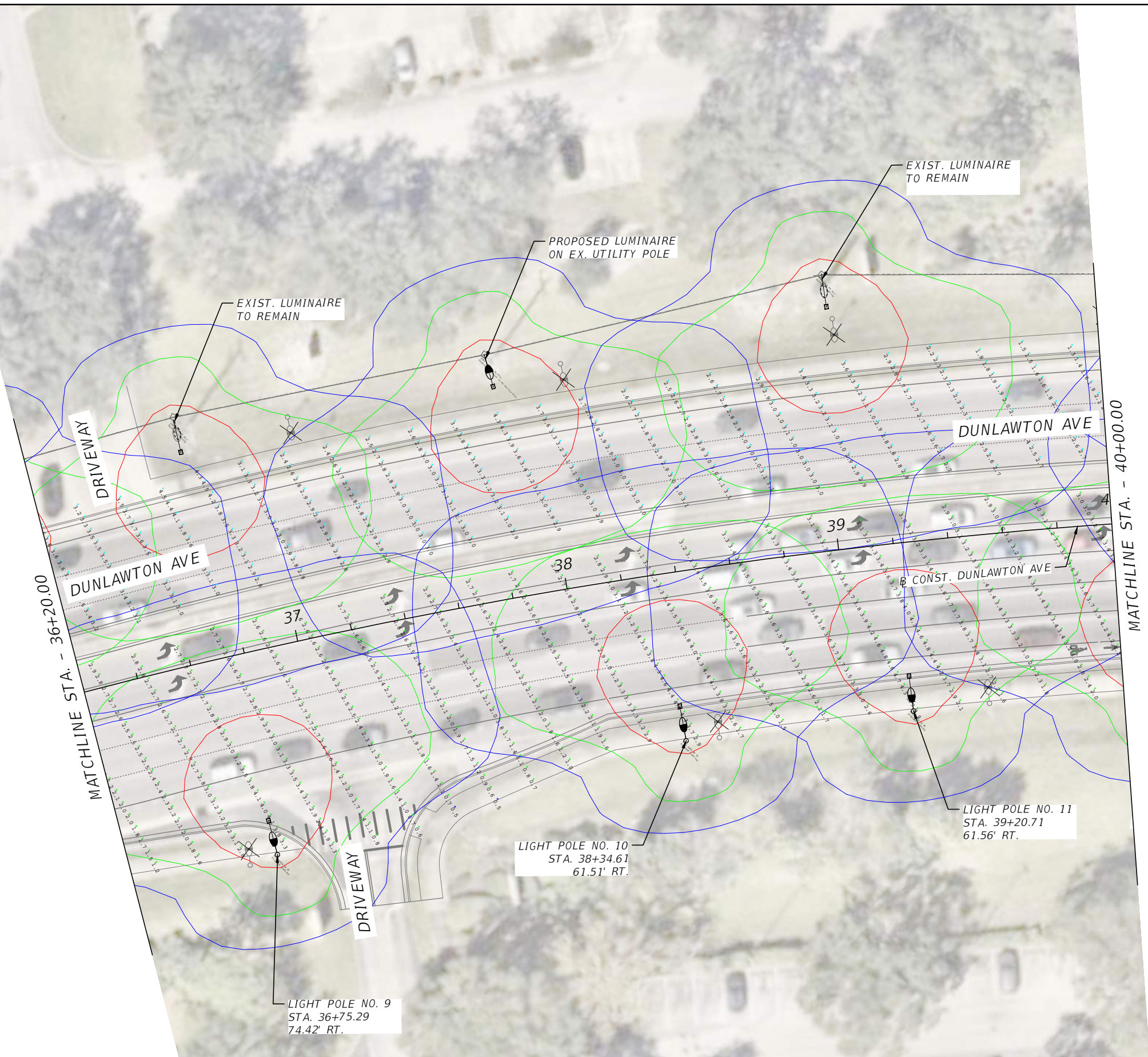
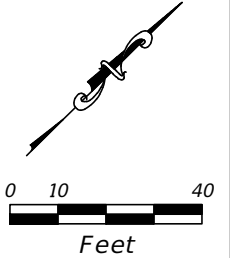
- 
 264W LED UTILITY POLE MOUNTED LUMINAIRE AND BRACKET ARM DESIGNED FOR MEDIUM, TYPE IV DISTRIBUTION (B3-U0-G5). USE AMERICAN ELECTRIC LIGHTING-ATB2 MODEL NO.: ATB2_P604_R4_3K. 35' MH WITH 12' ARM. TO BE INSTALLED BY FP&L.

- 
 264W LED LUMINAIRE (DUAL) AND LIGHT POLE DESIGNED FOR MEDIUM, TYPE IV DISTRIBUTION (B3-U0-G5). USE AMERICAN ELECTRIC LIGHTING-ATB2 MODEL NO.: ATB2_P604_R4_3K. 35' MH WITH 12' ARM. TO BE INSTALLED BY FP&L.

- 
 EXISTING PEDESTRIAN SIDEWALK LIGHTING (TO BE REMOVED)

- 
 EXISTING LIGHT POLE

- 
 EXISTING LUMINAIRE



REVISIONS			
DATE	DESCRIPTION	DATE	DESCRIPTION



Engineers | Scientists
 Planners | Designers
 225 E. Robinson Street, Suite 300
 Orlando, FL 32801 (407)839-4006
 Certificate of Authorization # 3932
 JUAN P. CAMACHO, P.E.
 PE # 60031


DUNLAWTON AV ROADWAY LIGHTING


LIGHTING PLAN SHEET 7


SHEET NO.
7


THE OFFICIAL RECORD OF THIS SHEET IS THE ELECTRONIC FILE DIGITALLY SIGNED AND SEALED UNDER RULE 61G15-23.004, F.A.C.


LEGEND:


- 
 264W LED LUMINAIRE AND LIGHT POLE DESIGNED FOR MEDIUM, TYPE IV DISTRIBUTION (B3-U0-G5). USE AMERICAN ELECTRIC LIGHTING-ATB2 MODEL NO.: ATB2_P604_R4_3K. 35' MH WITH 12' ARM. TO BE INSTALLED BY FP&L.

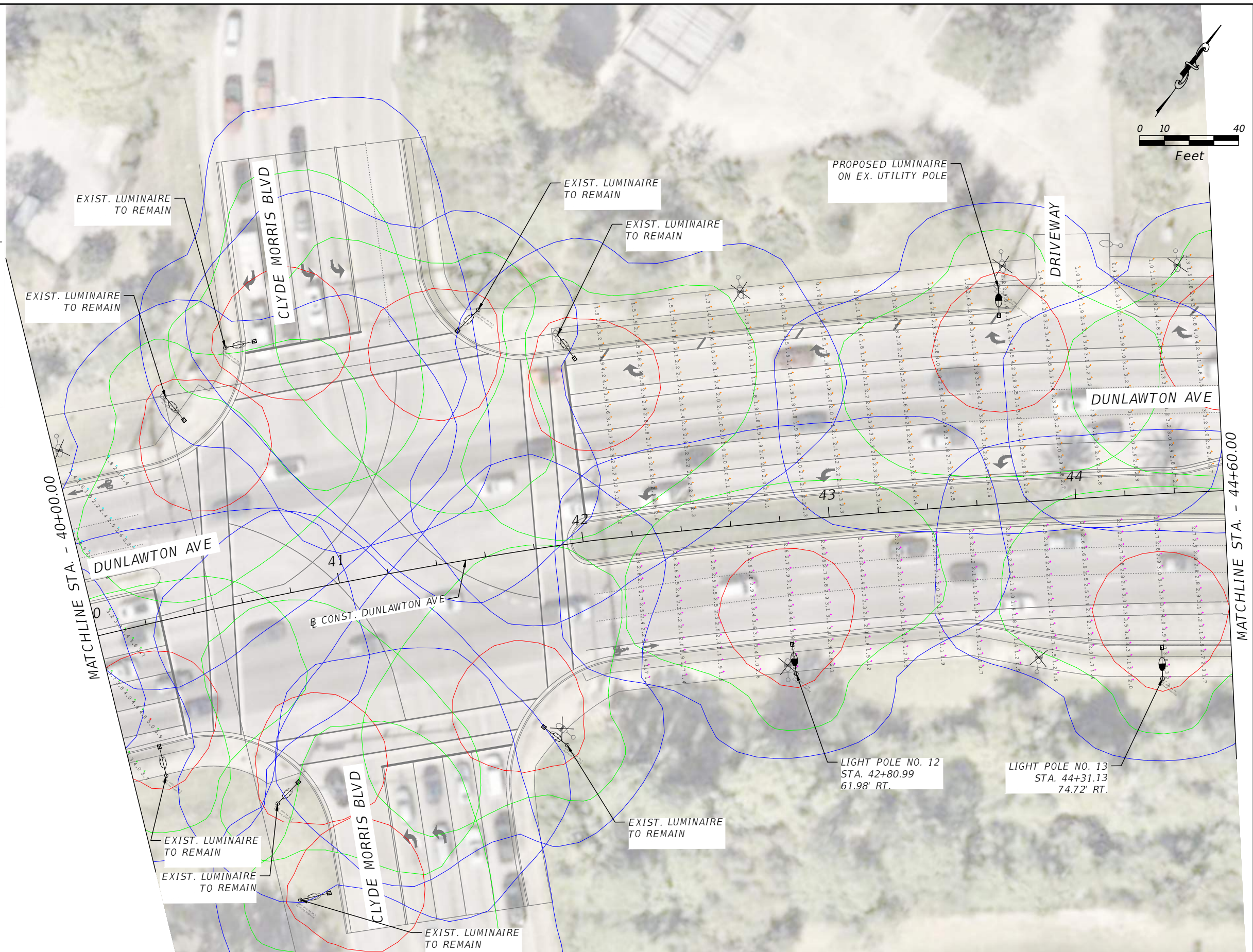
- 
 264W LED UTILITY POLE MOUNTED LUMINAIRE AND BRACKET ARM DESIGNED FOR MEDIUM, TYPE IV DISTRIBUTION (B3-U0-G5). USE AMERICAN ELECTRIC LIGHTING-ATB2 MODEL NO.: ATB2_P604_R4_3K. 35' MH WITH 12' ARM. TO BE INSTALLED BY FP&L.

- 
 264W LED LUMINAIRE (DUAL) AND LIGHT POLE DESIGNED FOR MEDIUM, TYPE IV DISTRIBUTION (B3-U0-G5). USE AMERICAN ELECTRIC LIGHTING-ATB2 MODEL NO.: ATB2_P604_R4_3K. 35' MH WITH 12' ARM. TO BE INSTALLED BY FP&L.

- 
 EXISTING PEDESTRIAN SIDEWALK LIGHTING (TO BE REMOVED)

- 
 EXISTING LIGHT POLE

- 
 EXISTING LUMINAIRE



THE OFFICIAL RECORD OF THIS SHEET IS THE ELECTRONIC FILE DIGITALLY SIGNED AND SEALED UNDER RULE 61G15-23.004, F.A.C.

REVISIONS			
DATE	DESCRIPTION	DATE	DESCRIPTION









Engineers | Scientists
 Planners | Designers
 225 E. Robinson Street, Suite 300
 Orlando, FL 32801 (407)839-4006
 Certificate of Authorization # 3932
 JUAN P. CAMACHO, P.E.
 PE # 60031

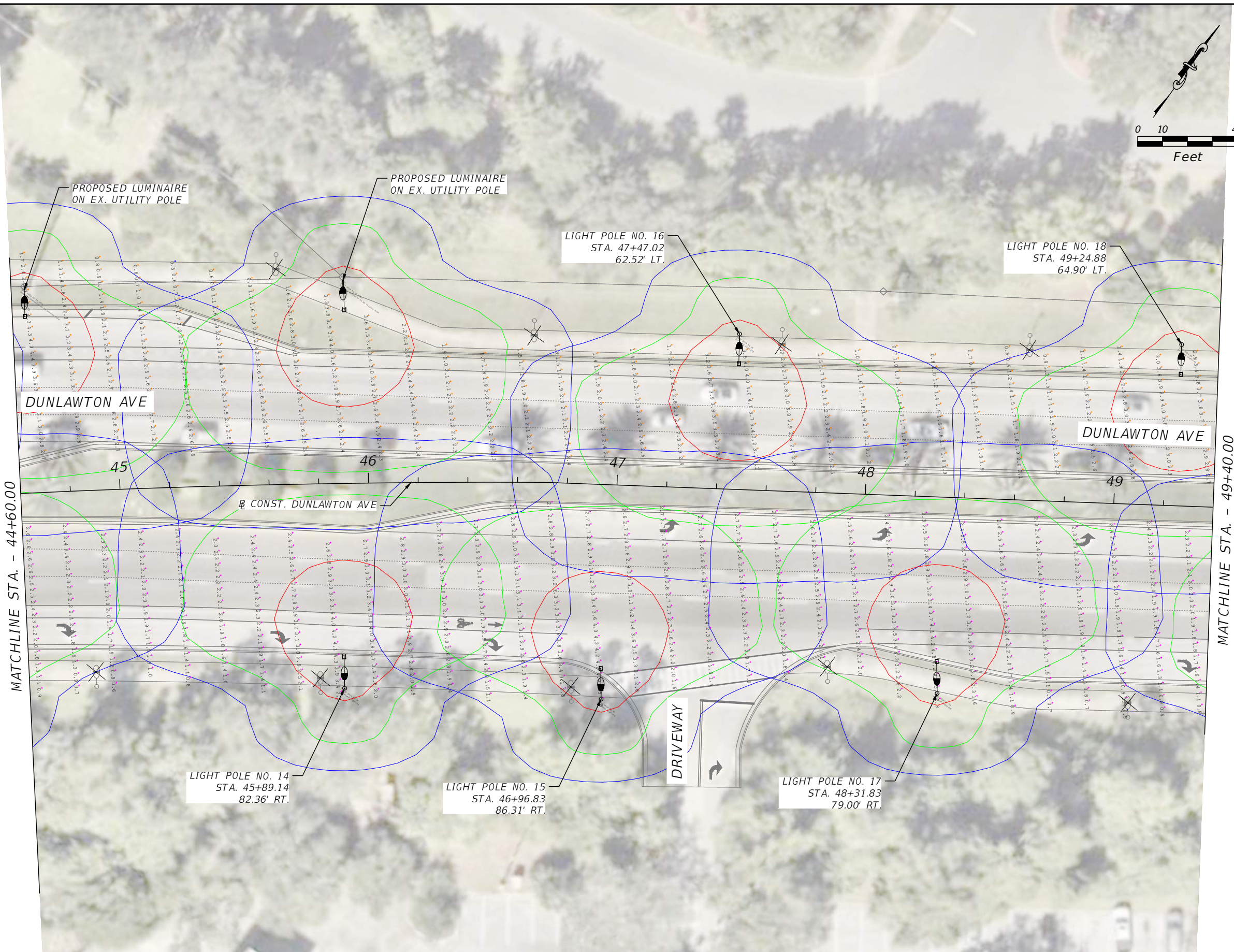
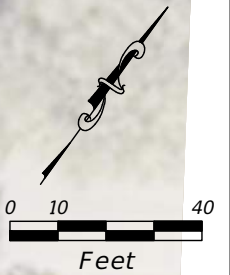
**DUNLAWTON AV ROADWAY
LIGHTING**

LIGHTING PLAN SHEET 8

SHEET
NO.
8

LEGEND:

-  264W LED LUMINAIRE AND LIGHT POLE DESIGNED FOR MEDIUM, TYPE IV DISTRIBUTION (B3-U0-G5). USE AMERICAN ELECTRIC LIGHTING-ATB2 MODEL NO.: ATB2_P604_R4_3K_35' MH WITH 12' ARM. TO BE INSTALLED BY FP&L.
-  264W LED UTILITY POLE MOUNTED LUMINAIRE AND BRACKET ARM DESIGNED FOR MEDIUM, TYPE IV DISTRIBUTION (B3-U0-G5). USE AMERICAN ELECTRIC LIGHTING-ATB2 MODEL NO.: ATB2_P604_R4_3K_35' MH WITH 12' ARM. TO BE INSTALLED BY FP&L.
-  264W LED LUMINAIRE (DUAL) AND LIGHT POLE DESIGNED FOR MEDIUM, TYPE IV DISTRIBUTION (B3-U0-G5). USE AMERICAN ELECTRIC LIGHTING-ATB2 MODEL NO.: ATB2_P604_R4_3K_35' MH WITH 12' ARM. TO BE INSTALLED BY FP&L.
-  EXISTING PEDESTRIAN SIDEWALK LIGHTING (TO BE REMOVED)
-  EXISTING LIGHT POLE
-  EXISTING LUMINAIRE



MATCHLINE STA. - 44+60.00

MATCHLINE STA. - 49+40.00

REVISIONS			
DATE	DESCRIPTION	DATE	DESCRIPTION



Engineers | Scientists
Planners | Designers
225 E. Robinson Street, Suite 300
Orlando, FL 32801 (407)839-4006
Certificate of Authorization # 3932
JUAN P. CAMACHO, P.E.
PE # 60031







**DUNLAWTON AV ROADWAY
LIGHTING**

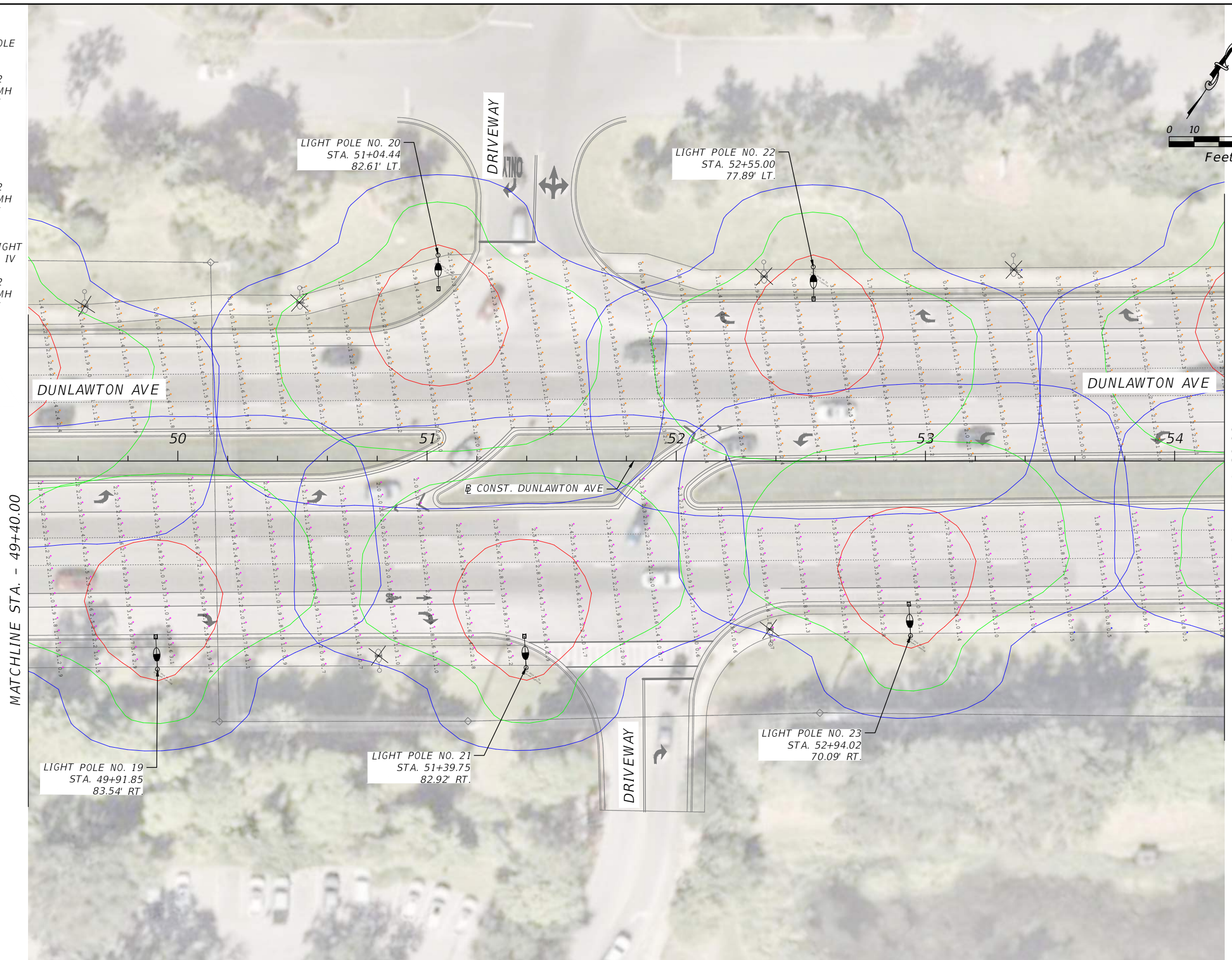
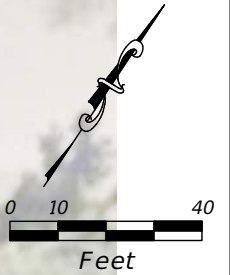
LIGHTING PLAN SHEET 9

SHEET NO.
9

THE OFFICIAL RECORD OF THIS SHEET IS THE ELECTRONIC FILE DIGITALLY SIGNED AND SEALED UNDER RULE 61G15-23.004, F.A.C.

LEGEND:

-  264W LED LUMINAIRE AND LIGHT POLE DESIGNED FOR MEDIUM, TYPE IV DISTRIBUTION (B3-U0-G5). USE AMERICAN ELECTRIC LIGHTING-ATB2 MODEL NO.: ATB2_P604_R4_3K. 35' MH WITH 12' ARM. TO BE INSTALLED BY FP&L.
-  264W LED UTILITY POLE MOUNTED LUMINAIRE AND BRACKET ARM DESIGNED FOR MEDIUM, TYPE IV DISTRIBUTION (B3-U0-G5). USE AMERICAN ELECTRIC LIGHTING-ATB2 MODEL NO.: ATB2_P604_R4_3K. 35' MH WITH 12' ARM. TO BE INSTALLED BY FP&L.
-  264W LED LUMINAIRE (DUAL) AND LIGHT POLE DESIGNED FOR MEDIUM, TYPE IV DISTRIBUTION (B3-U0-G5). USE AMERICAN ELECTRIC LIGHTING-ATB2 MODEL NO.: ATB2_P604_R4_3K. 35' MH WITH 12' ARM. TO BE INSTALLED BY FP&L.
-  EXISTING PEDESTRIAN SIDEWALK LIGHTING (TO BE REMOVED)
-  EXISTING LIGHT POLE
-  EXISTING LUMINAIRE



MATCHLINE STA. - 49+40.00

MATCHLINE STA. - 54+20.00

REVISIONS			
DATE	DESCRIPTION	DATE	DESCRIPTION



Engineers | Scientists
Planners | Designers
225 E. Robinson Street, Suite 300
Orlando, FL 32801 (407)839-4006
Certificate of Authorization # 3932
JUAN P. CAMACHO, P.E.
PE # 60031


DUNLAWTON AV ROADWAY LIGHTING


LIGHTING PLAN SHEET 10


SHEET NO.	10
-----------	----


THE OFFICIAL RECORD OF THIS SHEET IS THE ELECTRONIC FILE DIGITALLY SIGNED AND SEALED UNDER RULE 61G15-23.004, F.A.C.


LEGEND:


- 
 264W LED LUMINAIRE AND LIGHT POLE DESIGNED FOR MEDIUM, TYPE IV DISTRIBUTION (B3-U0-G5). USE AMERICAN ELECTRIC LIGHTING-ATB2 MODEL NO.: ATB2_P604_R4_3K. 35' MH WITH 12' ARM. TO BE INSTALLED BY FP&L.

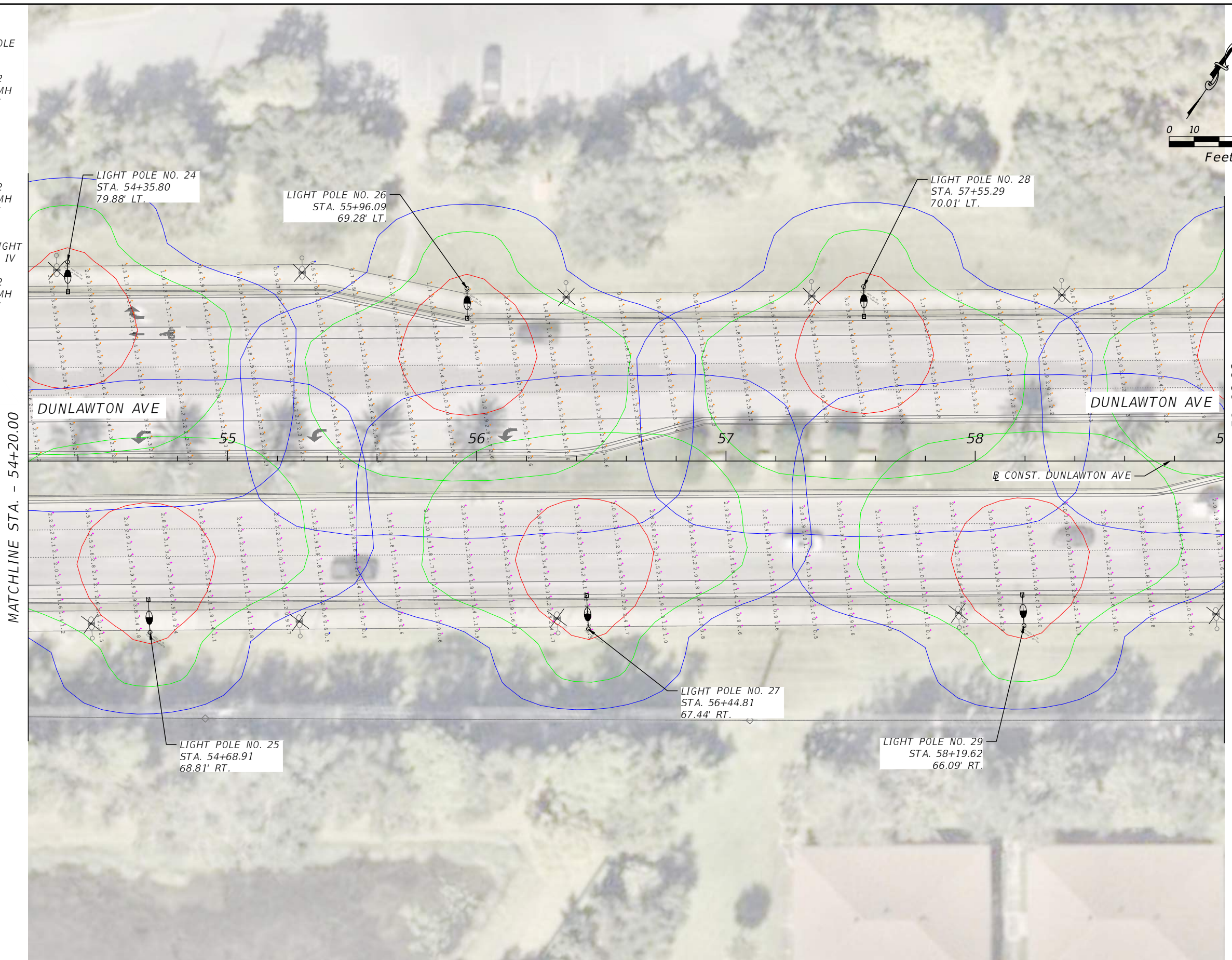
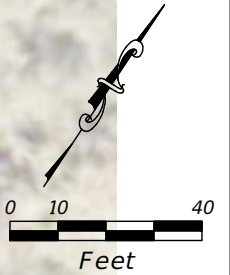
- 
 264W LED UTILITY POLE MOUNTED LUMINAIRE AND BRACKET ARM DESIGNED FOR MEDIUM, TYPE IV DISTRIBUTION (B3-U0-G5). USE AMERICAN ELECTRIC LIGHTING-ATB2 MODEL NO.: ATB2_P604_R4_3K. 35' MH WITH 12' ARM. TO BE INSTALLED BY FP&L.

- 
 264W LED LUMINAIRE (DUAL) AND LIGHT POLE DESIGNED FOR MEDIUM, TYPE IV DISTRIBUTION (B3-U0-G5). USE AMERICAN ELECTRIC LIGHTING-ATB2 MODEL NO.: ATB2_P604_R4_3K. 35' MH WITH 12' ARM. TO BE INSTALLED BY FP&L.

- 
 EXISTING PEDESTRIAN SIDEWALK LIGHTING (TO BE REMOVED)

- 
 EXISTING LIGHT POLE

- 
 EXISTING LUMINAIRE



MATCHLINE STA. - 54+20.00

MATCHLINE STA. - 59+00.00

REVISIONS			
DATE	DESCRIPTION	DATE	DESCRIPTION



Engineers | Scientists
Planners | Designers
225 E. Robinson Street, Suite 300
Orlando, FL 32801 (407)839-4006
Certificate of Authorization # 3932
JUAN P. CAMACHO, P.E.
PE # 60031







DUNLAWTON AV ROADWAY LIGHTING

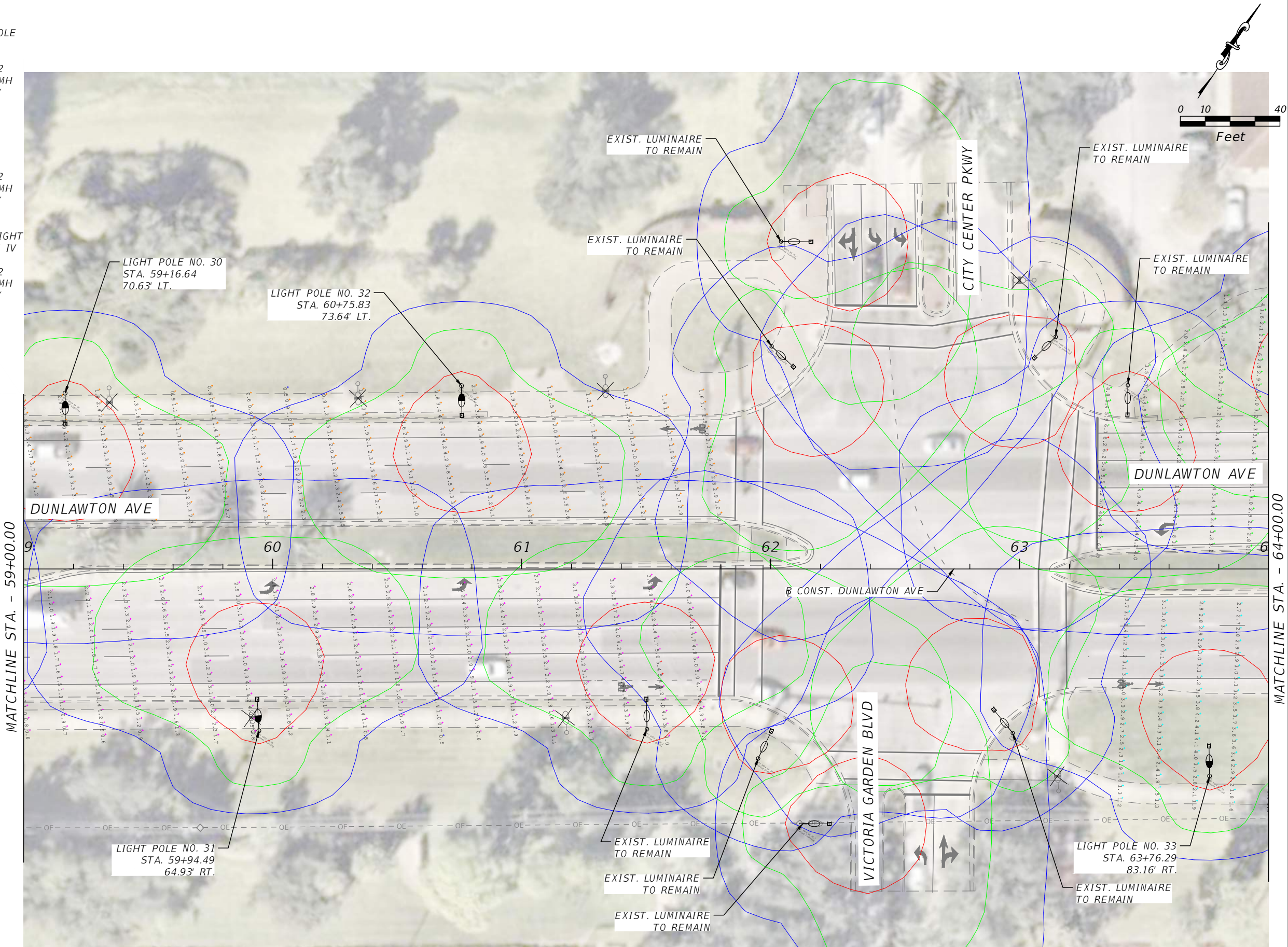
LIGHTING PLAN SHEET 11

SHEET NO.
11

THE OFFICIAL RECORD OF THIS SHEET IS THE ELECTRONIC FILE DIGITALLY SIGNED AND SEALED UNDER RULE 61G15-23.004, F.A.C.

LEGEND:

-  264W LED LUMINAIRE AND LIGHT POLE DESIGNED FOR MEDIUM, TYPE IV DISTRIBUTION (B3-U0-G5). USE AMERICAN ELECTRIC LIGHTING-ATB2 MODEL NO.: ATB2_P604_R4_3K. 35' MH WITH 12' ARM. TO BE INSTALLED BY FP&L.
-  264W LED UTILITY POLE MOUNTED LUMINAIRE AND BRACKET ARM DESIGNED FOR MEDIUM, TYPE IV DISTRIBUTION (B3-U0-G5). USE AMERICAN ELECTRIC LIGHTING-ATB2 MODEL NO.: ATB2_P604_R4_3K. 35' MH WITH 12' ARM. TO BE INSTALLED BY FP&L.
-  264W LED LUMINAIRE (DUAL) AND LIGHT POLE DESIGNED FOR MEDIUM, TYPE IV DISTRIBUTION (B3-U0-G5). USE AMERICAN ELECTRIC LIGHTING-ATB2 MODEL NO.: ATB2_P604_R4_3K. 35' MH WITH 12' ARM. TO BE INSTALLED BY FP&L.
-  EXISTING PEDESTRIAN SIDEWALK LIGHTING (TO BE REMOVED)
-  EXISTING LIGHT POLE
-  EXISTING LUMINAIRE



REVISIONS			
DATE	DESCRIPTION	DATE	DESCRIPTION

vhb
 Engineers | Scientists
 Planners | Designers
 225 E. Robinson Street, Suite 300
 Orlando, FL 32801 (407)839-4006
 Certificate of Authorization # 3932
 JUAN P. CAMACHO, P.E.
 PE # 60031







DUNLAWTON AV ROADWAY LIGHTING

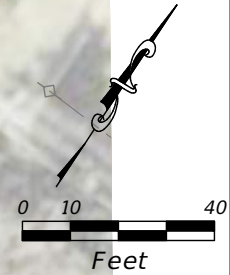
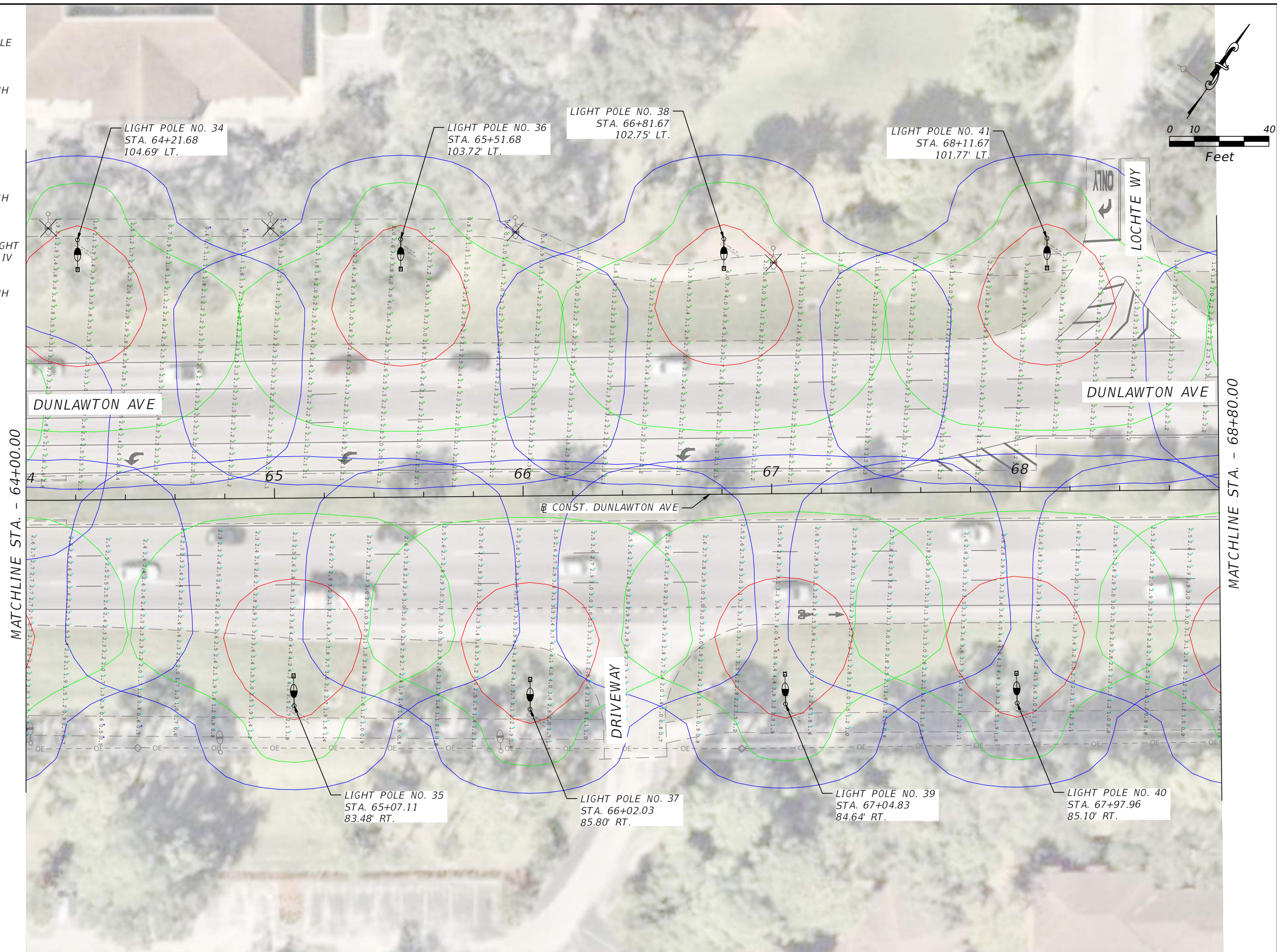
LIGHTING PLAN SHEET 12

SHEET NO.
12

THE OFFICIAL RECORD OF THIS SHEET IS THE ELECTRONIC FILE DIGITALLY SIGNED AND SEALED UNDER RULE 61G15-23.004, F.A.C.

LEGEND:

- 
 264W LED LUMINAIRE AND LIGHT POLE DESIGNED FOR MEDIUM, TYPE IV DISTRIBUTION (B3-U0-G5). USE AMERICAN ELECTRIC LIGHTING-ATB2 MODEL NO.: ATB2_P604_R4_3K. 35' MH WITH 12' ARM. TO BE INSTALLED BY FP&L.
- 
 264W LED UTILITY POLE MOUNTED LUMINAIRE AND BRACKET ARM DESIGNED FOR MEDIUM, TYPE IV DISTRIBUTION (B3-U0-G5). USE AMERICAN ELECTRIC LIGHTING-ATB2 MODEL NO.: ATB2_P604_R4_3K. 35' MH WITH 12' ARM. TO BE INSTALLED BY FP&L.
- 
 264W LED LUMINAIRE (DUAL) AND LIGHT POLE DESIGNED FOR MEDIUM, TYPE IV DISTRIBUTION (B3-U0-G5). USE AMERICAN ELECTRIC LIGHTING-ATB2 MODEL NO.: ATB2_P604_R4_3K. 35' MH WITH 12' ARM. TO BE INSTALLED BY FP&L.
- 
 EXISTING PEDESTRIAN SIDEWALK LIGHTING (TO BE REMOVED)
- 
 EXISTING LIGHT POLE
- 
 EXISTING LUMINAIRE



MATCHLINE STA. - 64+00.00

MATCHLINE STA. - 68+80.00

REVISIONS			
DATE	DESCRIPTION	DATE	DESCRIPTION



Engineers | Scientists
 Planners | Designers
 225 E. Robinson Street, Suite 300
 Orlando, FL 32801 (407)839-4006
 Certificate of Authorization # 3932
 JUAN P. CAMACHO, P.E.
 PE # 60031







DUNLAWTON AV ROADWAY LIGHTING

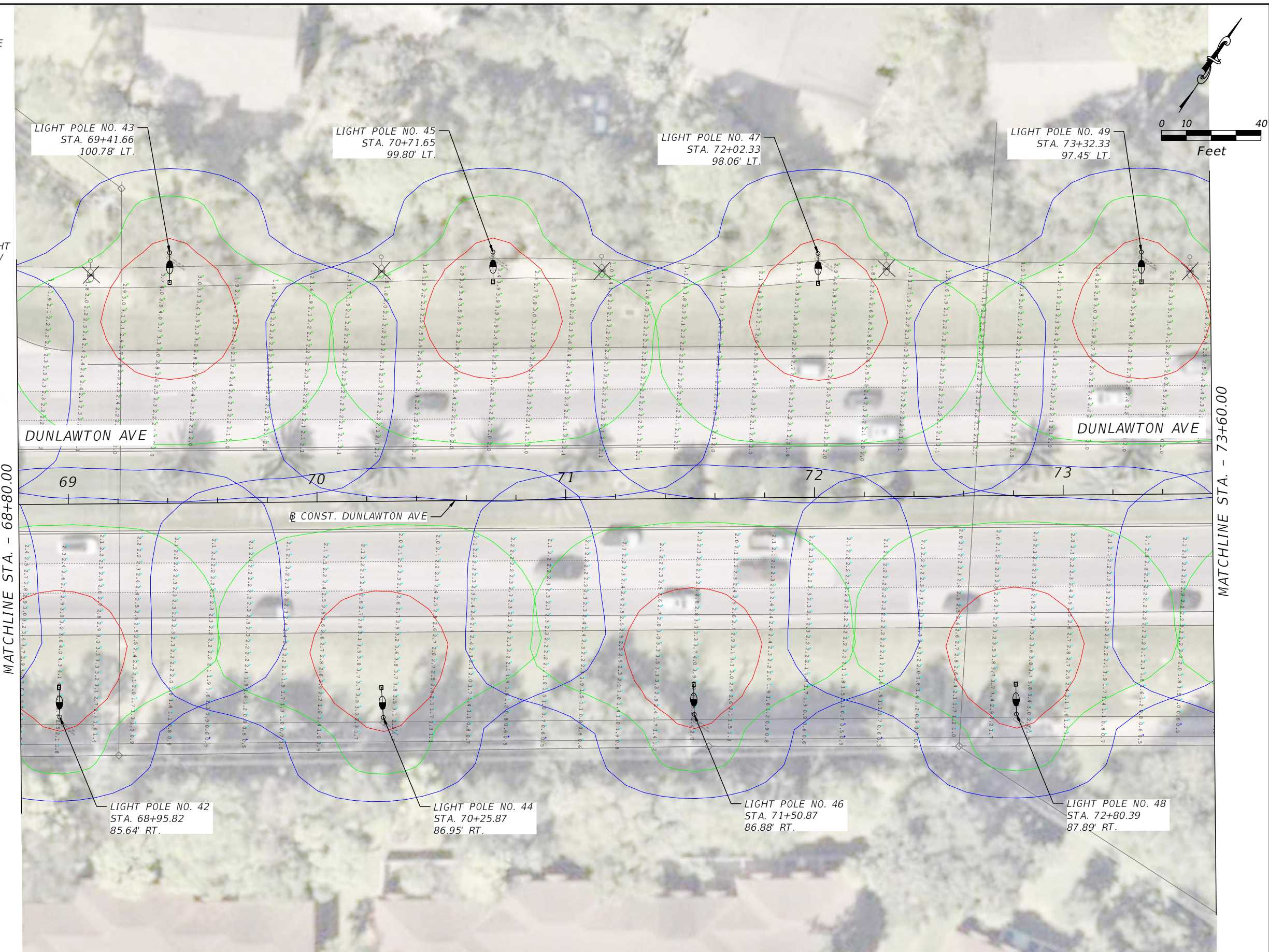
LIGHTING PLAN SHEET 13

SHEET NO.
13

THE OFFICIAL RECORD OF THIS SHEET IS THE ELECTRONIC FILE DIGITALLY SIGNED AND SEALED UNDER RULE 61G15-23.004, F.A.C.

LEGEND:

-  264W LED LUMINAIRE AND LIGHT POLE DESIGNED FOR MEDIUM, TYPE IV DISTRIBUTION (B3-U0-G5). USE AMERICAN ELECTRIC LIGHTING-ATB2 MODEL NO.: ATB2_P604_R4_3K. 35' MH WITH 12' ARM. TO BE INSTALLED BY FP&L.
-  264W LED UTILITY POLE MOUNTED LUMINAIRE AND BRACKET ARM DESIGNED FOR MEDIUM, TYPE IV DISTRIBUTION (B3-U0-G5). USE AMERICAN ELECTRIC LIGHTING-ATB2 MODEL NO.: ATB2_P604_R4_3K. 35' MH WITH 12' ARM. TO BE INSTALLED BY FP&L.
-  264W LED LUMINAIRE (DUAL) AND LIGHT POLE DESIGNED FOR MEDIUM, TYPE IV DISTRIBUTION (B3-U0-G5). USE AMERICAN ELECTRIC LIGHTING-ATB2 MODEL NO.: ATB2_P604_R4_3K. 35' MH WITH 12' ARM. TO BE INSTALLED BY FP&L.
-  EXISTING PEDESTRIAN SIDEWALK LIGHTING (TO BE REMOVED)
-  EXISTING LIGHT POLE
-  EXISTING LUMINAIRE



REVISIONS			
DATE	DESCRIPTION	DATE	DESCRIPTION

vhb
 Engineers | Scientists
 Planners | Designers
 225 E. Robinson Street, Suite 300
 Orlando, FL 32801 (407)839-4006
 Certificate of Authorization # 3932
 JUAN P. CAMACHO, P.E.
 PE # 60031







**DUNLAWTON AV ROADWAY
 LIGHTING**

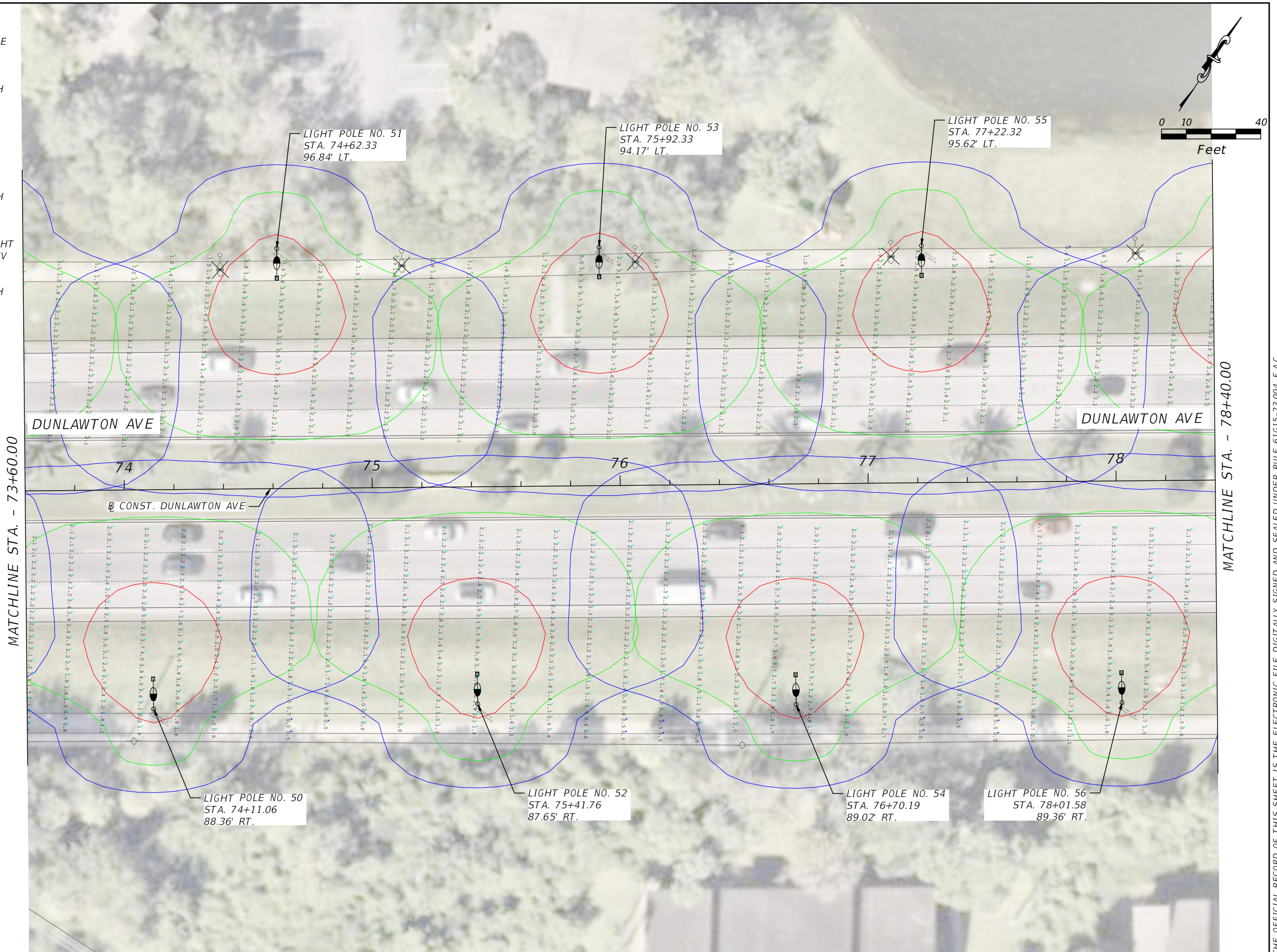
LIGHTING PLAN SHEET 14

SHEET NO.
14

THE OFFICIAL RECORD OF THIS SHEET IS THE ELECTRONIC FILE DIGITALLY SIGNED AND SEALED UNDER RULE 61G15-23.004, F.A.C.

LEGEND:

-  264W LED LUMINAIRE AND LIGHT POLE DESIGNED FOR MEDIUM, TYPE IV DISTRIBUTION (B3-U0-G5). USE AMERICAN ELECTRIC LIGHTING-ATB2 MODEL NO.: ATB2_P604_R4_3K. 35' MH WITH 12' ARM. TO BE INSTALLED BY FP&L.
-  264W LED UTILITY POLE MOUNTED LUMINAIRE AND BRACKET ARM DESIGNED FOR MEDIUM, TYPE IV DISTRIBUTION (B3-U0-G5). USE AMERICAN ELECTRIC LIGHTING-ATB2 MODEL NO.: ATB2_P604_R4_3K. 35' MH WITH 12' ARM. TO BE INSTALLED BY FP&L.
-  264W LED LUMINAIRE (DUAL) AND LIGHT POLE DESIGNED FOR MEDIUM, TYPE IV DISTRIBUTION (B3-U0-G5). USE AMERICAN ELECTRIC LIGHTING-ATB2 MODEL NO.: ATB2_P604_R4_3K. 35' MH WITH 12' ARM. TO BE INSTALLED BY FP&L.
-  EXISTING PEDESTRIAN SIDEWALK LIGHTING (TO BE REMOVED)
-  EXISTING LIGHT POLE
-  EXISTING LUMINAIRE



REVISIONS			
DATE	DESCRIPTION	DATE	DESCRIPTION



Engineers | Scientists
Planners | Designers
225 E. Robinson Street, Suite 300
Orlando, FL 32801 (407)839-4006
Certificate of Authorization # 3932
JUAN P. CAMACHO, P.E.
PE # 60031







DUNLAWTON AV ROADWAY LIGHTING

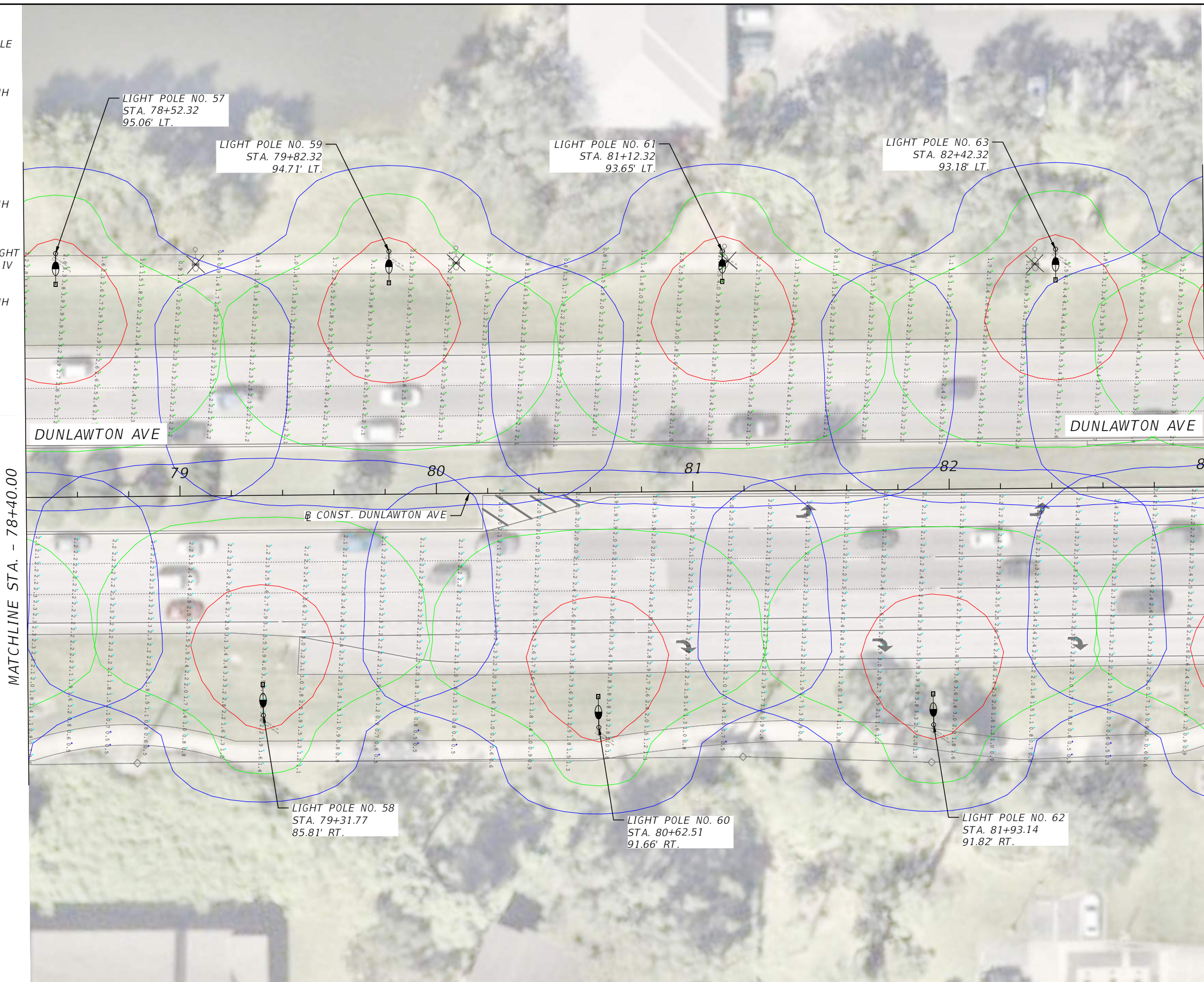
LIGHTING PLAN SHEET 15

SHEET NO.	15
-----------	----

THE OFFICIAL RECORD OF THIS SHEET IS THE ELECTRONIC FILE DIGITALLY SIGNED AND SEALED UNDER RULE 61G15-23.004, F.A.C.

LEGEND:

-  264W LED LUMINAIRE AND LIGHT POLE DESIGNED FOR MEDIUM, TYPE IV DISTRIBUTION (B3-U0-G5). USE AMERICAN ELECTRIC LIGHTING-ATB2 MODEL NO.: ATB2_P604_R4_3K. 35' MH WITH 12' ARM. TO BE INSTALLED BY FP&L.
-  264W LED UTILITY POLE MOUNTED LUMINAIRE AND BRACKET ARM DESIGNED FOR MEDIUM, TYPE IV DISTRIBUTION (B3-U0-G5). USE AMERICAN ELECTRIC LIGHTING-ATB2 MODEL NO.: ATB2_P604_R4_3K. 35' MH WITH 12' ARM. TO BE INSTALLED BY FP&L.
-  264W LED LUMINAIRE (DUAL) AND LIGHT POLE DESIGNED FOR MEDIUM, TYPE IV DISTRIBUTION (B3-U0-G5). USE AMERICAN ELECTRIC LIGHTING-ATB2 MODEL NO.: ATB2_P604_R4_3K. 35' MH WITH 12' ARM. TO BE INSTALLED BY FP&L.
-  EXISTING PEDESTRIAN SIDEWALK LIGHTING (TO BE REMOVED)
-  EXISTING LIGHT POLE
-  EXISTING LUMINAIRE



MATCHLINE STA. - 78+40.00

MATCHLINE STA. - 83+00.00

REVISIONS			
DATE	DESCRIPTION	DATE	DESCRIPTION



Engineers | Scientists
Planners | Designers
225 E. Robinson Street, Suite 300
Orlando, FL 32801 (407)839-4006
Certificate of Authorization # 3932
JUAN P. CAMACHO, P.E.
PE # 60031







DUNLAWTON AV ROADWAY LIGHTING

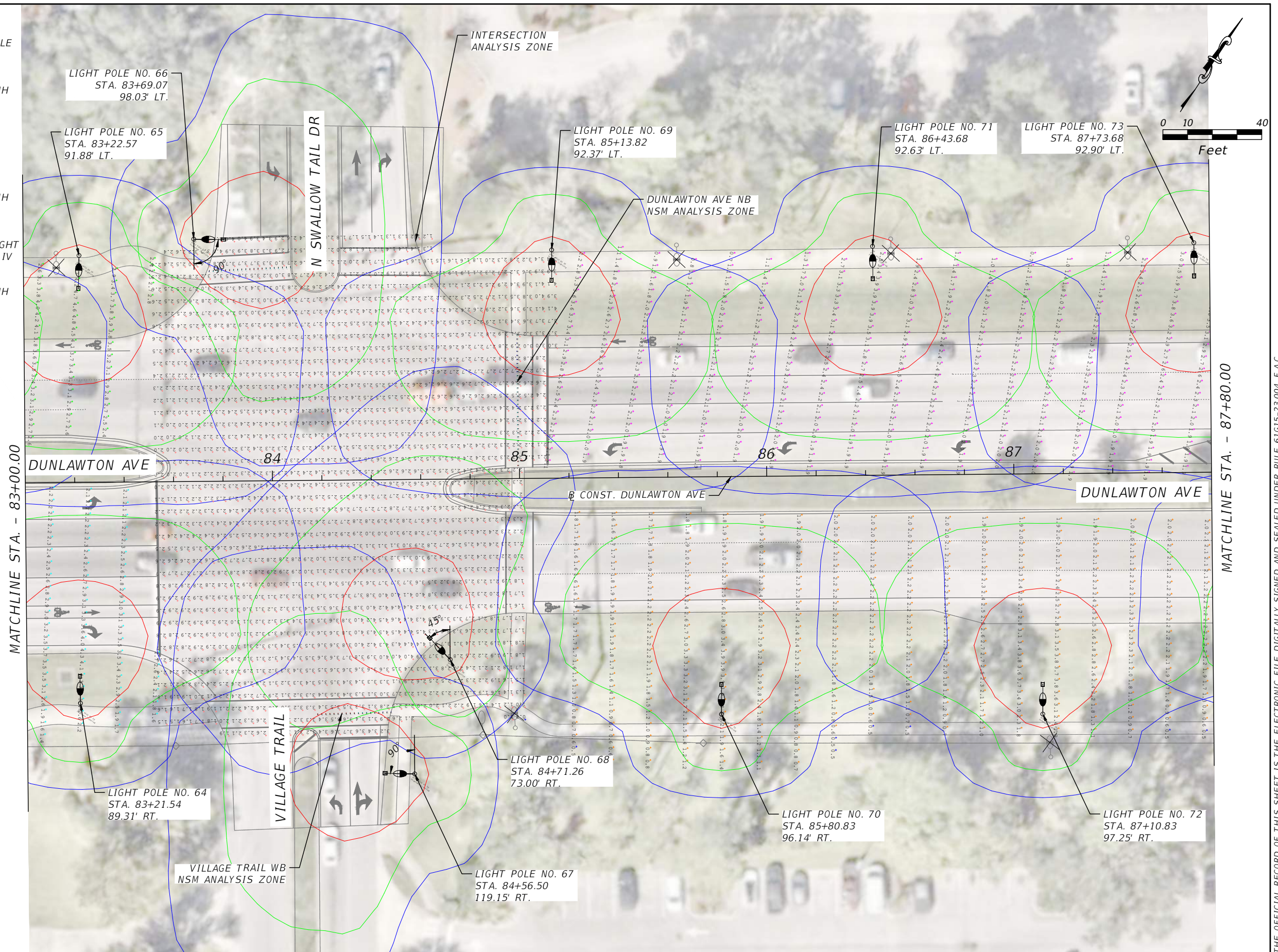
LIGHTING PLAN SHEET 16

SHEET NO.
16

THE OFFICIAL RECORD OF THIS SHEET IS THE ELECTRONIC FILE DIGITALLY SIGNED AND SEALED UNDER RULE 61G15-23.004, F.A.C.

LEGEND:

- 
 264W LED LUMINAIRE AND LIGHT POLE DESIGNED FOR MEDIUM, TYPE IV DISTRIBUTION (B3-U0-G5). USE AMERICAN ELECTRIC LIGHTING-ATB2 MODEL NO.: ATB2_P604_R4_3K. 35' MH WITH 12' ARM. TO BE INSTALLED BY FP&L.
- 
 264W LED UTILITY POLE MOUNTED LUMINAIRE AND BRACKET ARM DESIGNED FOR MEDIUM, TYPE IV DISTRIBUTION (B3-U0-G5). USE AMERICAN ELECTRIC LIGHTING-ATB2 MODEL NO.: ATB2_P604_R4_3K. 35' MH WITH 12' ARM. TO BE INSTALLED BY FP&L.
- 
 264W LED LUMINAIRE (DUAL) AND LIGHT POLE DESIGNED FOR MEDIUM, TYPE IV DISTRIBUTION (B3-U0-G5). USE AMERICAN ELECTRIC LIGHTING-ATB2 MODEL NO.: ATB2_P604_R4_3K. 35' MH WITH 12' ARM. TO BE INSTALLED BY FP&L.
- 
 EXISTING PEDESTRIAN SIDEWALK LIGHTING (TO BE REMOVED)
- 
 EXISTING LIGHT POLE
- 
 EXISTING LUMINAIRE



MATCHLINE STA. - 83+00.00

MATCHLINE STA. - 87+80.00

REVISIONS			
DATE	DESCRIPTION	DATE	DESCRIPTION



Engineers | Scientists
 Planners | Designers
 225 E. Robinson Street, Suite 300
 Orlando, FL 32801 (407)839-4006
 Certificate of Authorization # 3932
 JUAN P. CAMACHO, P.E.
 PE # 60031


DUNLAWTON AV ROADWAY LIGHTING


LIGHTING PLAN SHEET 17


SHEET NO.
17


THE OFFICIAL RECORD OF THIS SHEET IS THE ELECTRONIC FILE DIGITALLY SIGNED AND SEALED UNDER RULE 61G15-23.004, F.A.C.


LEGEND:


- 
 264W LED LUMINAIRE AND LIGHT POLE DESIGNED FOR MEDIUM, TYPE IV DISTRIBUTION (B3-U0-G5). USE AMERICAN ELECTRIC LIGHTING-ATB2 MODEL NO.: ATB2_P604_R4_3K. 35' MH WITH 12' ARM. TO BE INSTALLED BY FP&L.

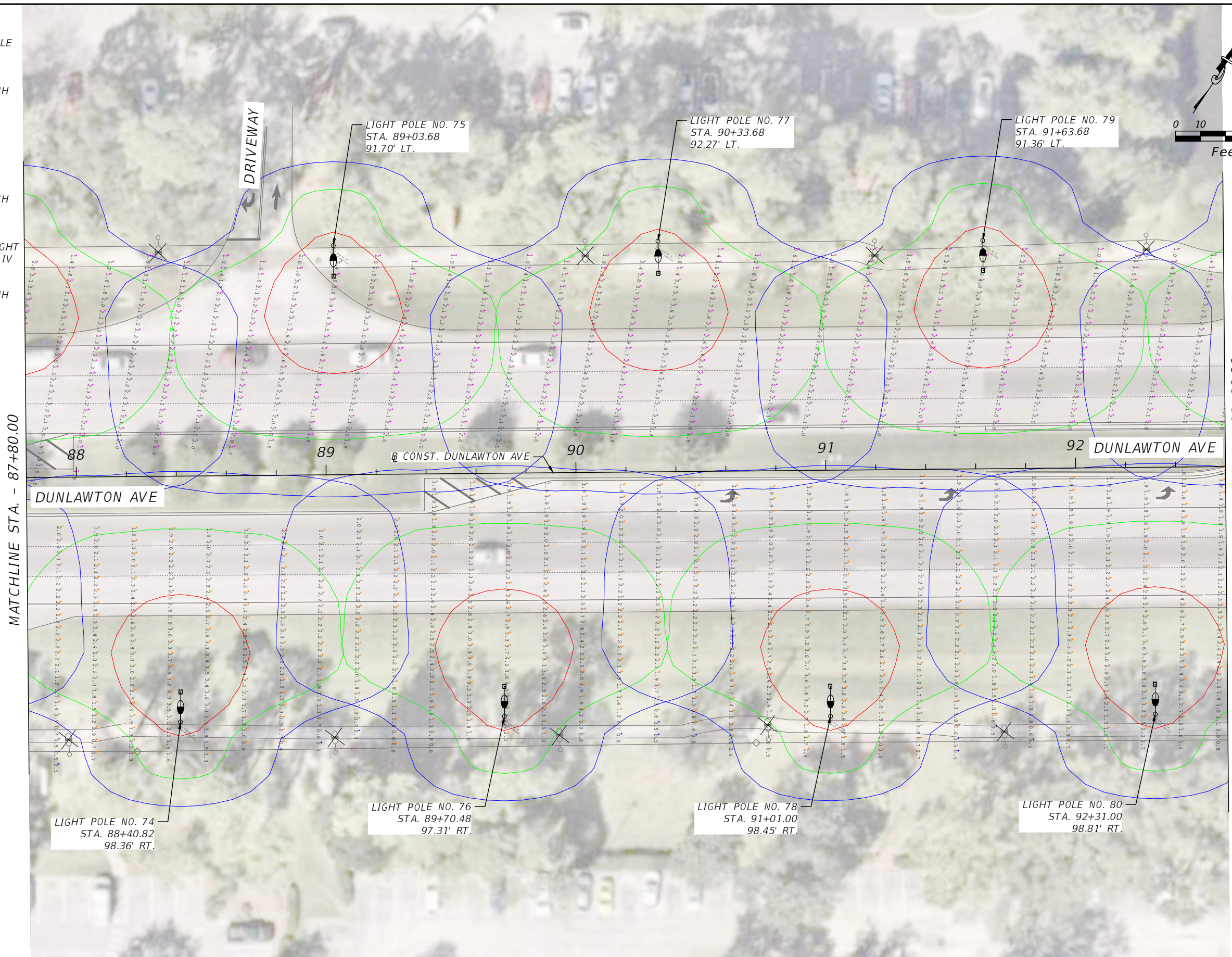
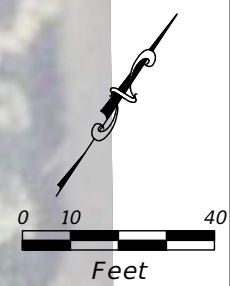
- 
 264W LED UTILITY POLE MOUNTED LUMINAIRE AND BRACKET ARM DESIGNED FOR MEDIUM, TYPE IV DISTRIBUTION (B3-U0-G5). USE AMERICAN ELECTRIC LIGHTING-ATB2 MODEL NO.: ATB2_P604_R4_3K. 35' MH WITH 12' ARM. TO BE INSTALLED BY FP&L.

- 
 264W LED LUMINAIRE (DUAL) AND LIGHT POLE DESIGNED FOR MEDIUM, TYPE IV DISTRIBUTION (B3-U0-G5). USE AMERICAN ELECTRIC LIGHTING-ATB2 MODEL NO.: ATB2_P604_R4_3K. 35' MH WITH 12' ARM. TO BE INSTALLED BY FP&L.

- 
 EXISTING PEDESTRIAN SIDEWALK LIGHTING (TO BE REMOVED)

- 
 EXISTING LIGHT POLE

- 
 EXISTING LUMINAIRE



MATCHLINE STA. - 87+80.00

MATCHLINE STA. - 92+60.00

REVISIONS			
DATE	DESCRIPTION	DATE	DESCRIPTION



Engineers | Scientists
Planners | Designers
225 E. Robinson Street, Suite 300
Orlando, FL 32801 (407)839-4006
Certificate of Authorization # 3932
JUAN P. CAMACHO, P.E.
PE # 60031







DUNLAWTON AV ROADWAY LIGHTING

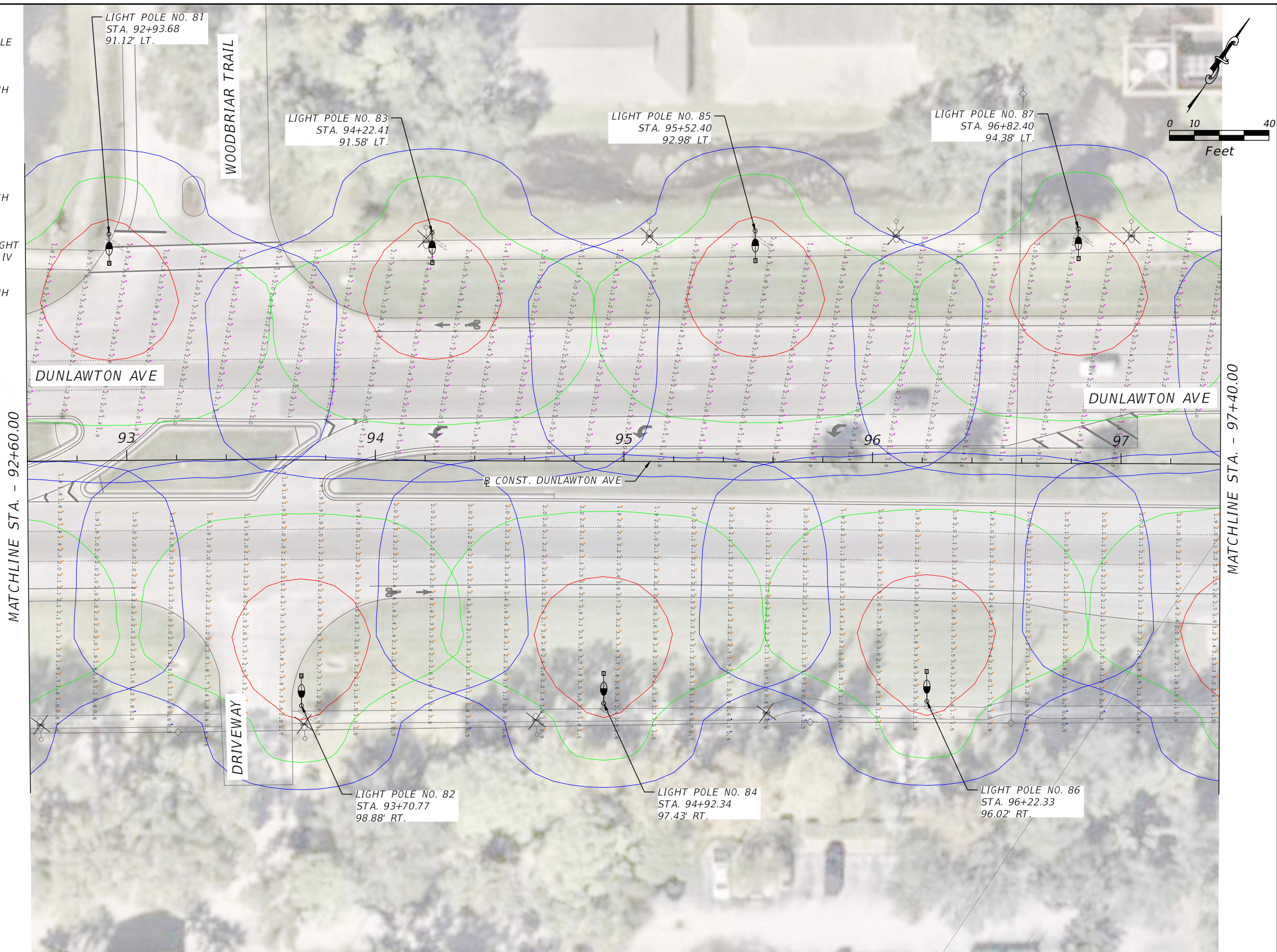
LIGHTING PLAN SHEET 18

SHEET NO.	18
-----------	----

THE OFFICIAL RECORD OF THIS SHEET IS THE ELECTRONIC FILE DIGITALLY SIGNED AND SEALED UNDER RULE 61G15-23.004, F.A.C.

LEGEND:

-  264W LED LUMINAIRE AND LIGHT POLE DESIGNED FOR MEDIUM, TYPE IV DISTRIBUTION (B3-U0-G5). USE AMERICAN ELECTRIC LIGHTING-ATB2 MODEL NO.: ATB2_P604_R4_3K_35' MH WITH 12' ARM. TO BE INSTALLED BY FP&L.
-  264W LED UTILITY POLE MOUNTED LUMINAIRE AND BRACKET ARM DESIGNED FOR MEDIUM, TYPE IV DISTRIBUTION (B3-U0-G5). USE AMERICAN ELECTRIC LIGHTING-ATB2 MODEL NO.: ATB2_P604_R4_3K_35' MH WITH 12' ARM. TO BE INSTALLED BY FP&L.
-  264W LED LUMINAIRE (DUAL) AND LIGHT POLE DESIGNED FOR MEDIUM, TYPE IV DISTRIBUTION (B3-U0-G5). USE AMERICAN ELECTRIC LIGHTING-ATB2 MODEL NO.: ATB2_P604_R4_3K_35' MH WITH 12' ARM. TO BE INSTALLED BY FP&L.
-  EXISTING PEDESTRIAN SIDEWALK LIGHTING (TO BE REMOVED)
-  EXISTING LIGHT POLE
-  EXISTING LUMINAIRE



MATCHLINE STA. - 92+60.00

MATCHLINE STA. - 97+40.00

REVISIONS			
DATE	DESCRIPTION	DATE	DESCRIPTION









Engineers | Scientists
Planners | Designers
225 E. Robinson Street, Suite 300
Orlando, FL 32801 (407)839-4006
Certificate of Authorization # 3932
JUAN P. CAMACHO, P.E.
PE # 60031

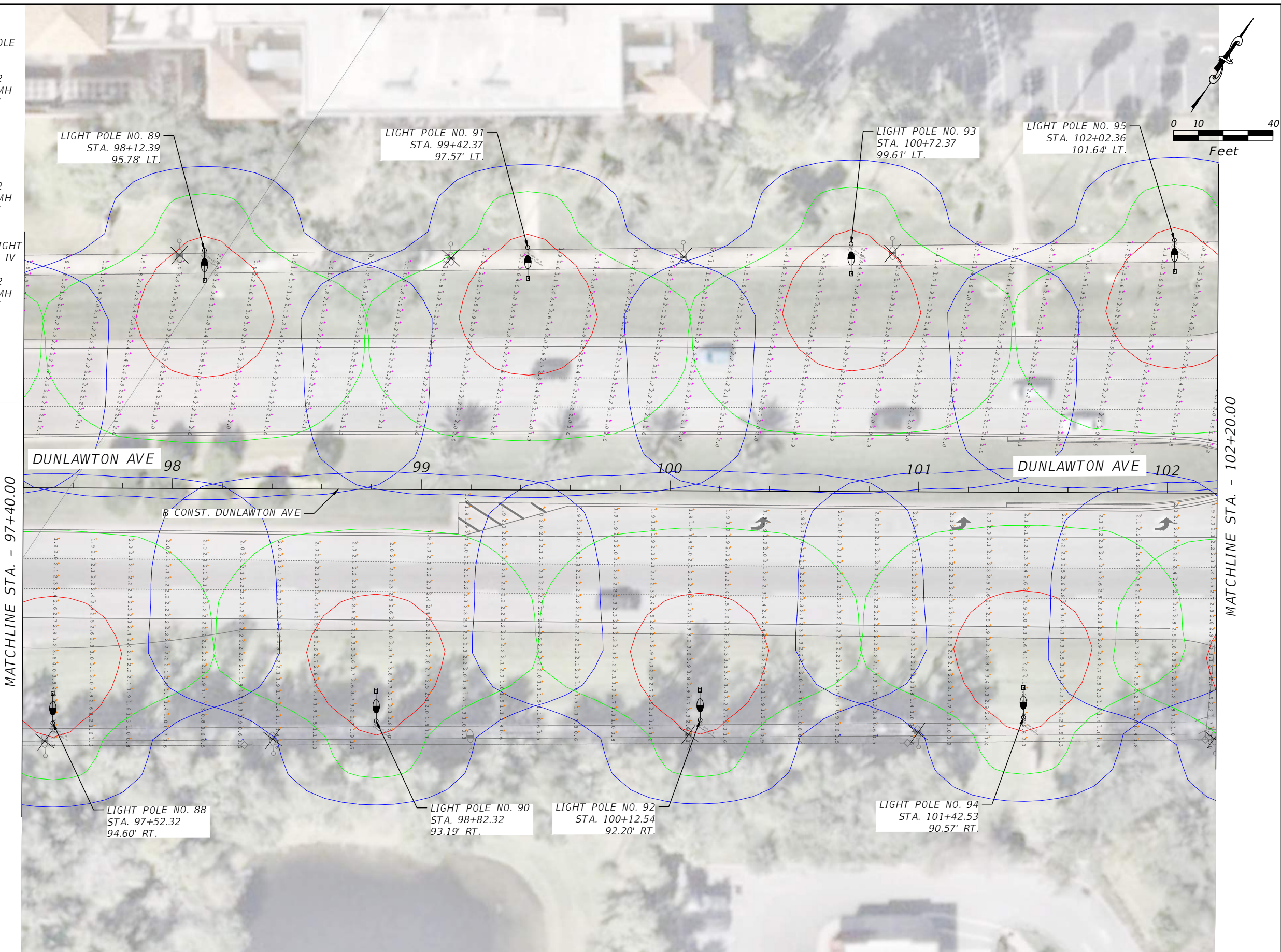
DUNLAWTON AV ROADWAY LIGHTING

LIGHTING PLAN SHEET 19

SHEET NO.
19

LEGEND:

-  264W LED LUMINAIRE AND LIGHT POLE DESIGNED FOR MEDIUM, TYPE IV DISTRIBUTION (B3-U0-G5). USE AMERICAN ELECTRIC LIGHTING-ATB2 MODEL NO.: ATB2_P604_R4_3K. 35' MH WITH 12' ARM. TO BE INSTALLED BY FP&L.
-  264W LED UTILITY POLE MOUNTED LUMINAIRE AND BRACKET ARM DESIGNED FOR MEDIUM, TYPE IV DISTRIBUTION (B3-U0-G5). USE AMERICAN ELECTRIC LIGHTING-ATB2 MODEL NO.: ATB2_P604_R4_3K. 35' MH WITH 12' ARM. TO BE INSTALLED BY FP&L.
-  264W LED LUMINAIRE (DUAL) AND LIGHT POLE DESIGNED FOR MEDIUM, TYPE IV DISTRIBUTION (B3-U0-G5). USE AMERICAN ELECTRIC LIGHTING-ATB2 MODEL NO.: ATB2_P604_R4_3K. 35' MH WITH 12' ARM. TO BE INSTALLED BY FP&L.
-  EXISTING PEDESTRIAN SIDEWALK LIGHTING (TO BE REMOVED)
-  EXISTING LIGHT POLE
-  EXISTING LUMINAIRE



MATCHLINE STA. - 97+40.00

MATCHLINE STA. - 102+20.00

REVISIONS			
DATE	DESCRIPTION	DATE	DESCRIPTION



Engineers | Scientists
Planners | Designers
225 E. Robinson Street, Suite 300
Orlando, FL 32801 (407)839-4006
Certificate of Authorization # 3932
JUAN P. CAMACHO, P.E.
PE # 60031







DUNLAWTON AV ROADWAY LIGHTING

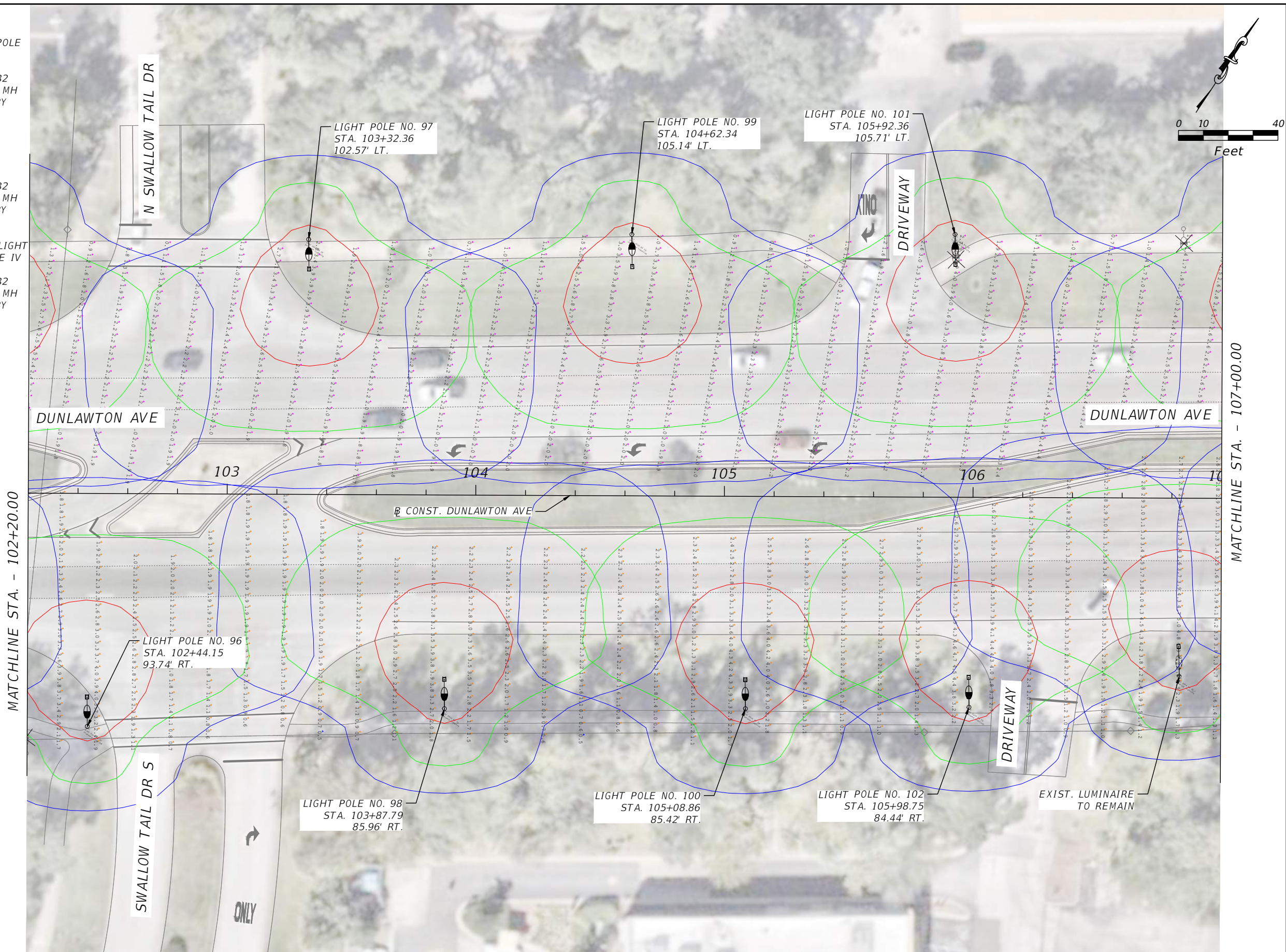
LIGHTING PLAN SHEET 20

SHEET NO.	20
-----------	----

THE OFFICIAL RECORD OF THIS SHEET IS THE ELECTRONIC FILE DIGITALLY SIGNED AND SEALED UNDER RULE 61G15-23.004, F.A.C.

LEGEND:

-  264W LED LUMINAIRE AND LIGHT POLE DESIGNED FOR MEDIUM, TYPE IV DISTRIBUTION (B3-U0-G5). USE AMERICAN ELECTRIC LIGHTING-ATB2 MODEL NO.: ATB2_P604_R4_3K. 35' MH WITH 12' ARM. TO BE INSTALLED BY FP&L.
-  264W LED UTILITY POLE MOUNTED LUMINAIRE AND BRACKET ARM DESIGNED FOR MEDIUM, TYPE IV DISTRIBUTION (B3-U0-G5). USE AMERICAN ELECTRIC LIGHTING-ATB2 MODEL NO.: ATB2_P604_R4_3K. 35' MH WITH 12' ARM. TO BE INSTALLED BY FP&L.
-  264W LED LUMINAIRE (DUAL) AND LIGHT POLE DESIGNED FOR MEDIUM, TYPE IV DISTRIBUTION (B3-U0-G5). USE AMERICAN ELECTRIC LIGHTING-ATB2 MODEL NO.: ATB2_P604_R4_3K. 35' MH WITH 12' ARM. TO BE INSTALLED BY FP&L.
-  EXISTING PEDESTRIAN SIDEWALK LIGHTING (TO BE REMOVED)
-  EXISTING LIGHT POLE
-  EXISTING LUMINAIRE



MATCHLINE STA. - 102+20.00

MATCHLINE STA. - 107+00.00

REVISIONS			
DATE	DESCRIPTION	DATE	DESCRIPTION



Engineers | Scientists
Planners | Designers
225 E. Robinson Street, Suite 300
Orlando, FL 32801 (407)839-4006
Certificate of Authorization # 3932
JUAN P. CAMACHO, P.E.
PE # 60031







DUNLAWTON AV ROADWAY LIGHTING

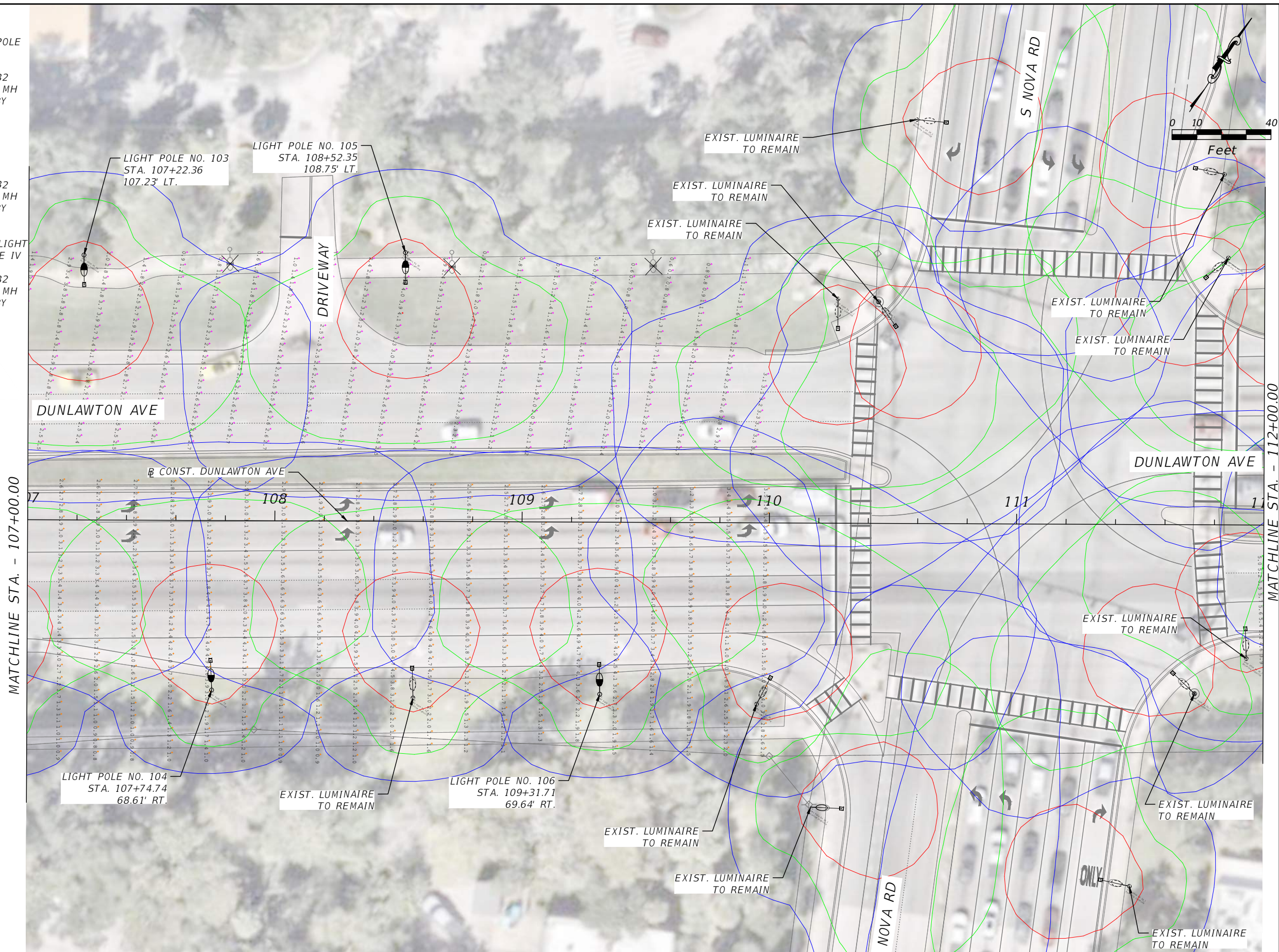
LIGHTING PLAN SHEET 21

SHEET NO.
21

THE OFFICIAL RECORD OF THIS SHEET IS THE ELECTRONIC FILE DIGITALLY SIGNED AND SEALED UNDER RULE 61G15-23.004, F.A.C.

LEGEND:

-  264W LED LUMINAIRE AND LIGHT POLE DESIGNED FOR MEDIUM, TYPE IV DISTRIBUTION (B3-U0-G5). USE AMERICAN ELECTRIC LIGHTING-ATB2 MODEL NO.: ATB2_P604_R4_3K. 35' MH WITH 12' ARM. TO BE INSTALLED BY FP&L.
-  264W LED UTILITY POLE MOUNTED LUMINAIRE AND BRACKET ARM DESIGNED FOR MEDIUM, TYPE IV DISTRIBUTION (B3-U0-G5). USE AMERICAN ELECTRIC LIGHTING-ATB2 MODEL NO.: ATB2_P604_R4_3K. 35' MH WITH 12' ARM. TO BE INSTALLED BY FP&L.
-  264W LED LUMINAIRE (DUAL) AND LIGHT POLE DESIGNED FOR MEDIUM, TYPE IV DISTRIBUTION (B3-U0-G5). USE AMERICAN ELECTRIC LIGHTING-ATB2 MODEL NO.: ATB2_P604_R4_3K. 35' MH WITH 12' ARM. TO BE INSTALLED BY FP&L.
-  EXISTING PEDESTRIAN SIDEWALK LIGHTING (TO BE REMOVED)
-  EXISTING LIGHT POLE
-  EXISTING LUMINAIRE



REVISIONS			
DATE	DESCRIPTION	DATE	DESCRIPTION



Engineers | Scientists
Planners | Designers
225 E. Robinson Street, Suite 300
Orlando, FL 32801 (407)839-4006
Certificate of Authorization # 3932
JUAN P. CAMACHO, P.E.
PE # 60031







**DUNLAWTON AV ROADWAY
LIGHTING**

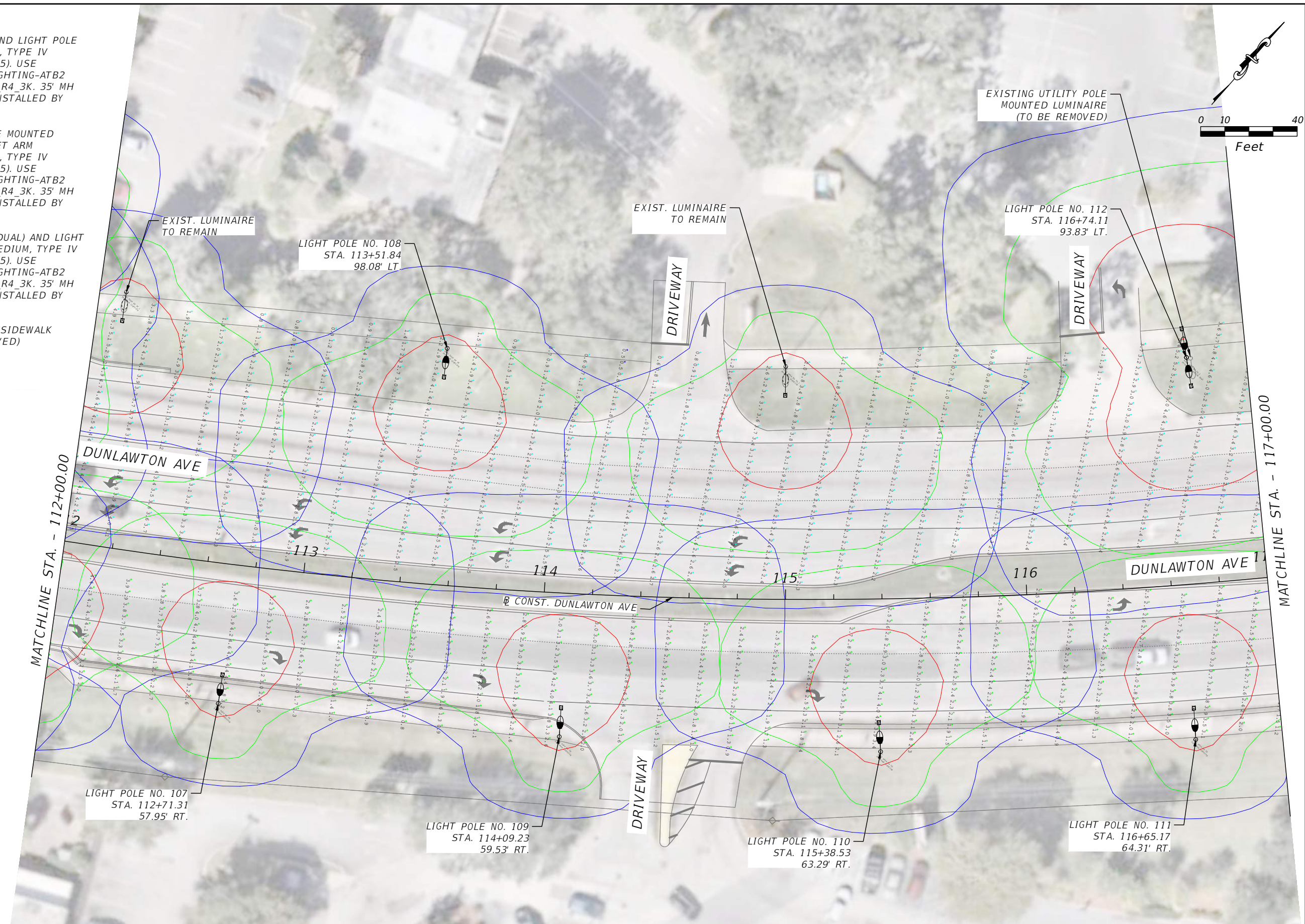
LIGHTING PLAN SHEET 22

SHEET NO.
22

THE OFFICIAL RECORD OF THIS SHEET IS THE ELECTRONIC FILE DIGITALLY SIGNED AND SEALED UNDER RULE 61G15-23.004, F.A.C.

LEGEND:

- 
 264W LED LUMINAIRE AND LIGHT POLE DESIGNED FOR MEDIUM, TYPE IV DISTRIBUTION (B3-U0-G5). USE AMERICAN ELECTRIC LIGHTING-ATB2 MODEL NO.: ATB2_P604_R4_3K. 35' MH WITH 12' ARM. TO BE INSTALLED BY FP&L.
- 
 264W LED UTILITY POLE MOUNTED LUMINAIRE AND BRACKET ARM DESIGNED FOR MEDIUM, TYPE IV DISTRIBUTION (B3-U0-G5). USE AMERICAN ELECTRIC LIGHTING-ATB2 MODEL NO.: ATB2_P604_R4_3K. 35' MH WITH 12' ARM. TO BE INSTALLED BY FP&L.
- 
 264W LED LUMINAIRE (DUAL) AND LIGHT POLE DESIGNED FOR MEDIUM, TYPE IV DISTRIBUTION (B3-U0-G5). USE AMERICAN ELECTRIC LIGHTING-ATB2 MODEL NO.: ATB2_P604_R4_3K. 35' MH WITH 12' ARM. TO BE INSTALLED BY FP&L.
- 
 EXISTING PEDESTRIAN SIDEWALK LIGHTING (TO BE REMOVED)
- 
 EXISTING LIGHT POLE
- 
 EXISTING LUMINAIRE



MATCHLINE STA. - 112+00.00

MATCHLINE STA. - 117+00.00

REVISIONS			
DATE	DESCRIPTION	DATE	DESCRIPTION



Engineers | Scientists
 Planners | Designers
 225 E. Robinson Street, Suite 300
 Orlando, FL 32801 (407)839-4006
 Certificate of Authorization # 3932
 JUAN P. CAMACHO, P.E.
 PE # 60031







DUNLAWTON AV ROADWAY LIGHTING

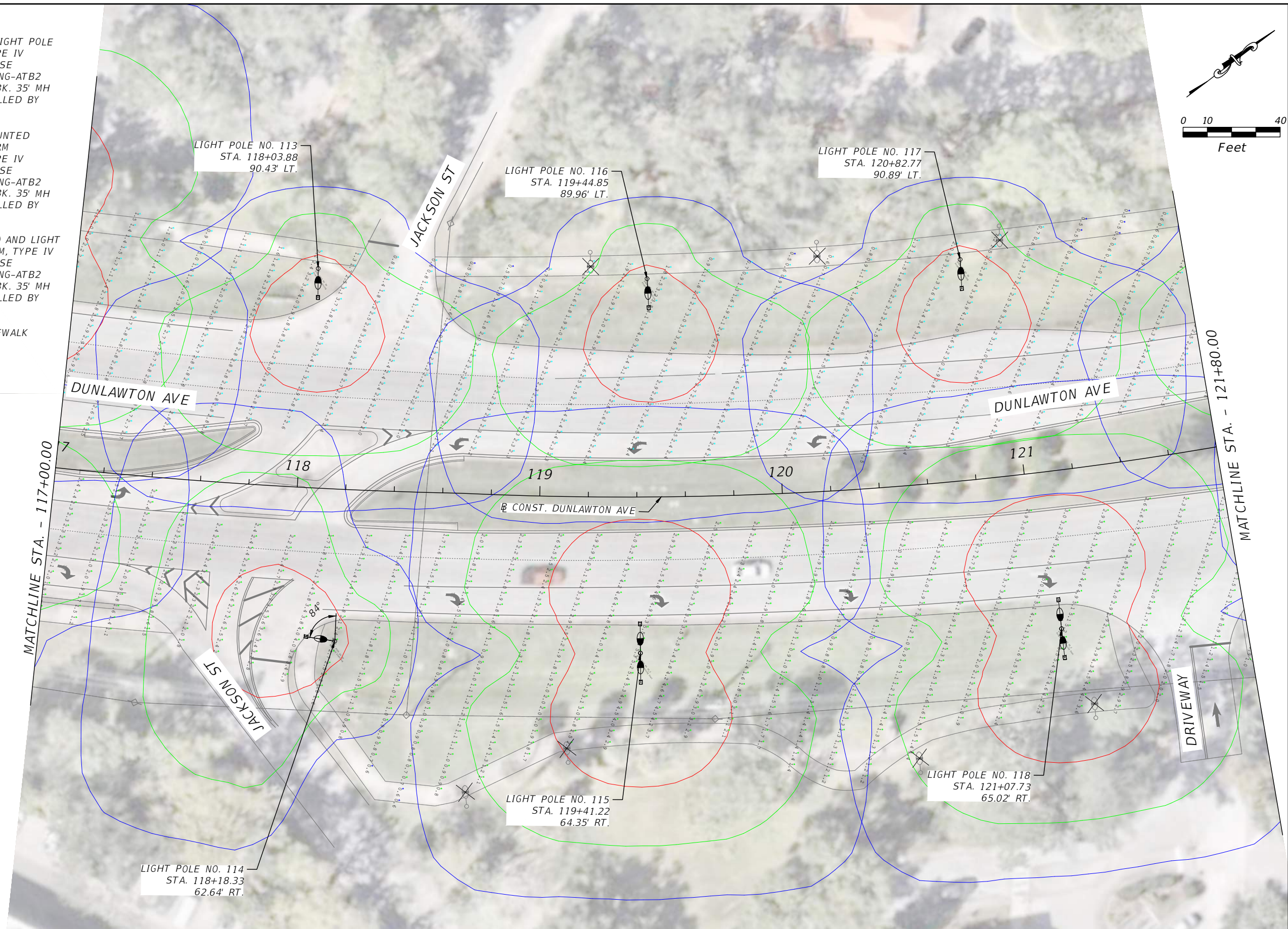
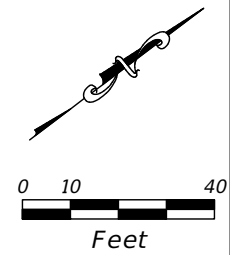
LIGHTING PLAN SHEET 23

SHEET NO.
23

THE OFFICIAL RECORD OF THIS SHEET IS THE ELECTRONIC FILE DIGITALLY SIGNED AND SEALED UNDER RULE 61G15-23.004, F.A.C.

LEGEND:

- 
 264W LED LUMINAIRE AND LIGHT POLE DESIGNED FOR MEDIUM, TYPE IV DISTRIBUTION (B3-U0-G5). USE AMERICAN ELECTRIC LIGHTING-ATB2 MODEL NO.: ATB2_P604_R4_3K. 35' MH WITH 12' ARM. TO BE INSTALLED BY FP&L.
- 
 264W LED UTILITY POLE MOUNTED LUMINAIRE AND BRACKET ARM DESIGNED FOR MEDIUM, TYPE IV DISTRIBUTION (B3-U0-G5). USE AMERICAN ELECTRIC LIGHTING-ATB2 MODEL NO.: ATB2_P604_R4_3K. 35' MH WITH 12' ARM. TO BE INSTALLED BY FP&L.
- 
 264W LED LUMINAIRE (DUAL) AND LIGHT POLE DESIGNED FOR MEDIUM, TYPE IV DISTRIBUTION (B3-U0-G5). USE AMERICAN ELECTRIC LIGHTING-ATB2 MODEL NO.: ATB2_P604_R4_3K. 35' MH WITH 12' ARM. TO BE INSTALLED BY FP&L.
- 
 EXISTING PEDESTRIAN SIDEWALK LIGHTING (TO BE REMOVED)
- 
 EXISTING LIGHT POLE
- 
 EXISTING LUMINAIRE



REVISIONS			
DATE	DESCRIPTION	DATE	DESCRIPTION


 Engineers | Scientists
 Planners | Designers
 225 E. Robinson Street, Suite 300
 Orlando, FL 32801 (407)839-4006
 Certificate of Authorization # 3932
 JUAN P. CAMACHO, P.E.
 PE # 60031


DUNLAWTON AV ROADWAY LIGHTING


LIGHTING PLAN SHEET 24


SHEET NO.	24
-----------	----


THE OFFICIAL RECORD OF THIS SHEET IS THE ELECTRONIC FILE DIGITALLY SIGNED AND SEALED UNDER RULE 61G15-23.004, F.A.C.


LEGEND:


- 
 264W LED LUMINAIRE AND LIGHT POLE DESIGNED FOR MEDIUM, TYPE IV DISTRIBUTION (B3-U0-G5). USE AMERICAN ELECTRIC LIGHTING-ATB2 MODEL NO.: ATB2_P604_R4_3K. 35' MH WITH 12' ARM. TO BE INSTALLED BY FP&L.

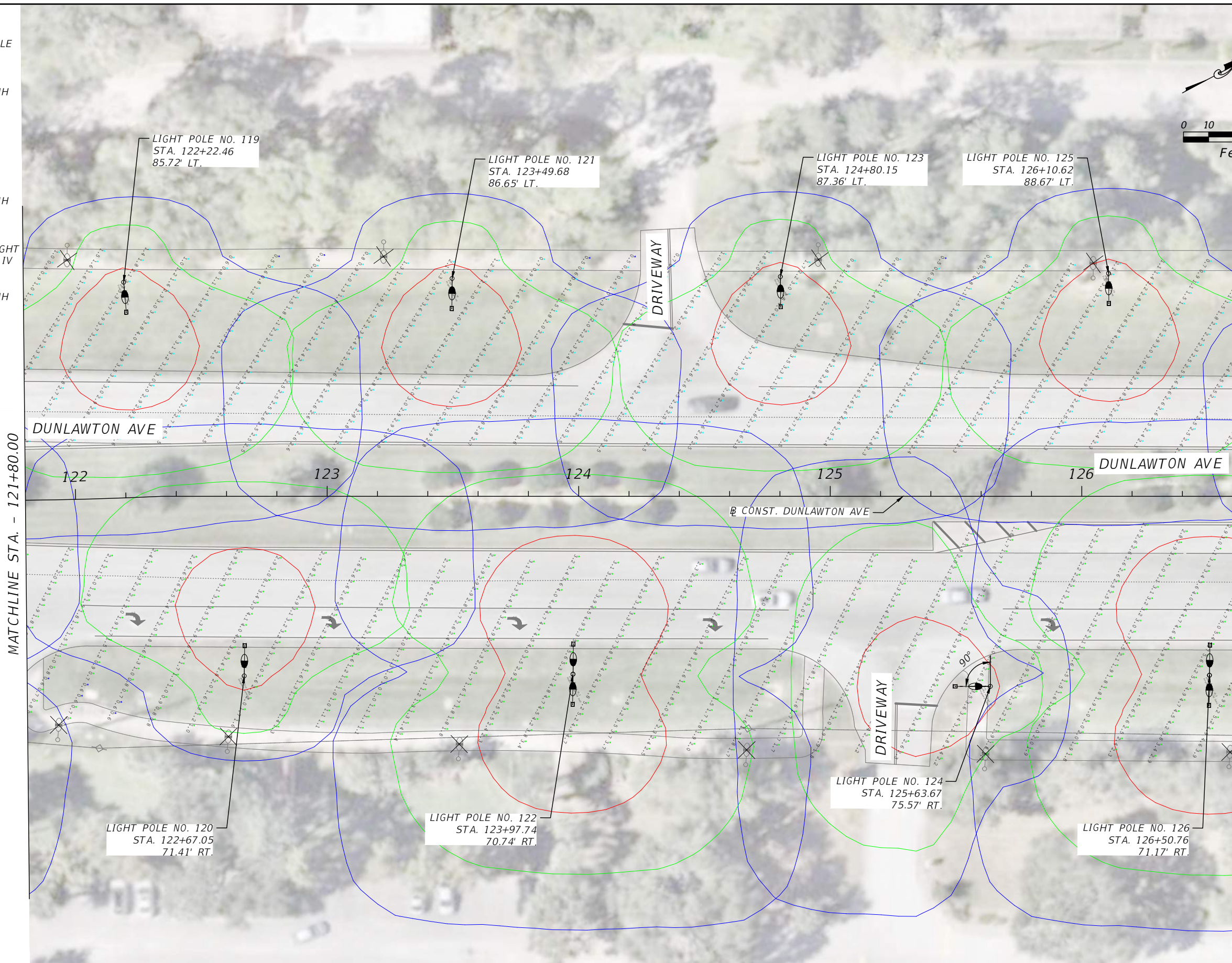
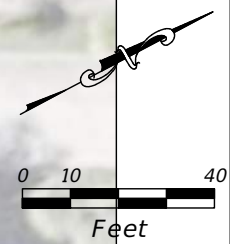
- 
 264W LED UTILITY POLE MOUNTED LUMINAIRE AND BRACKET ARM DESIGNED FOR MEDIUM, TYPE IV DISTRIBUTION (B3-U0-G5). USE AMERICAN ELECTRIC LIGHTING-ATB2 MODEL NO.: ATB2_P604_R4_3K. 35' MH WITH 12' ARM. TO BE INSTALLED BY FP&L.

- 
 264W LED LUMINAIRE (DUAL) AND LIGHT POLE DESIGNED FOR MEDIUM, TYPE IV DISTRIBUTION (B3-U0-G5). USE AMERICAN ELECTRIC LIGHTING-ATB2 MODEL NO.: ATB2_P604_R4_3K. 35' MH WITH 12' ARM. TO BE INSTALLED BY FP&L.

- 
 EXISTING PEDESTRIAN SIDEWALK LIGHTING (TO BE REMOVED)

- 
 EXISTING LIGHT POLE

- 
 EXISTING LUMINAIRE



MATCHLINE STA. - 121+80.00

MATCHLINE STA. - 126+60.00

REVISIONS			
DATE	DESCRIPTION	DATE	DESCRIPTION



Engineers | Scientists
 Planners | Designers
 225 E. Robinson Street, Suite 300
 Orlando, FL 32801 (407)839-4006
 Certificate of Authorization # 3932
 JUAN P. CAMACHO, P.E.
 PE # 60031







DUNLAWTON AV ROADWAY LIGHTING

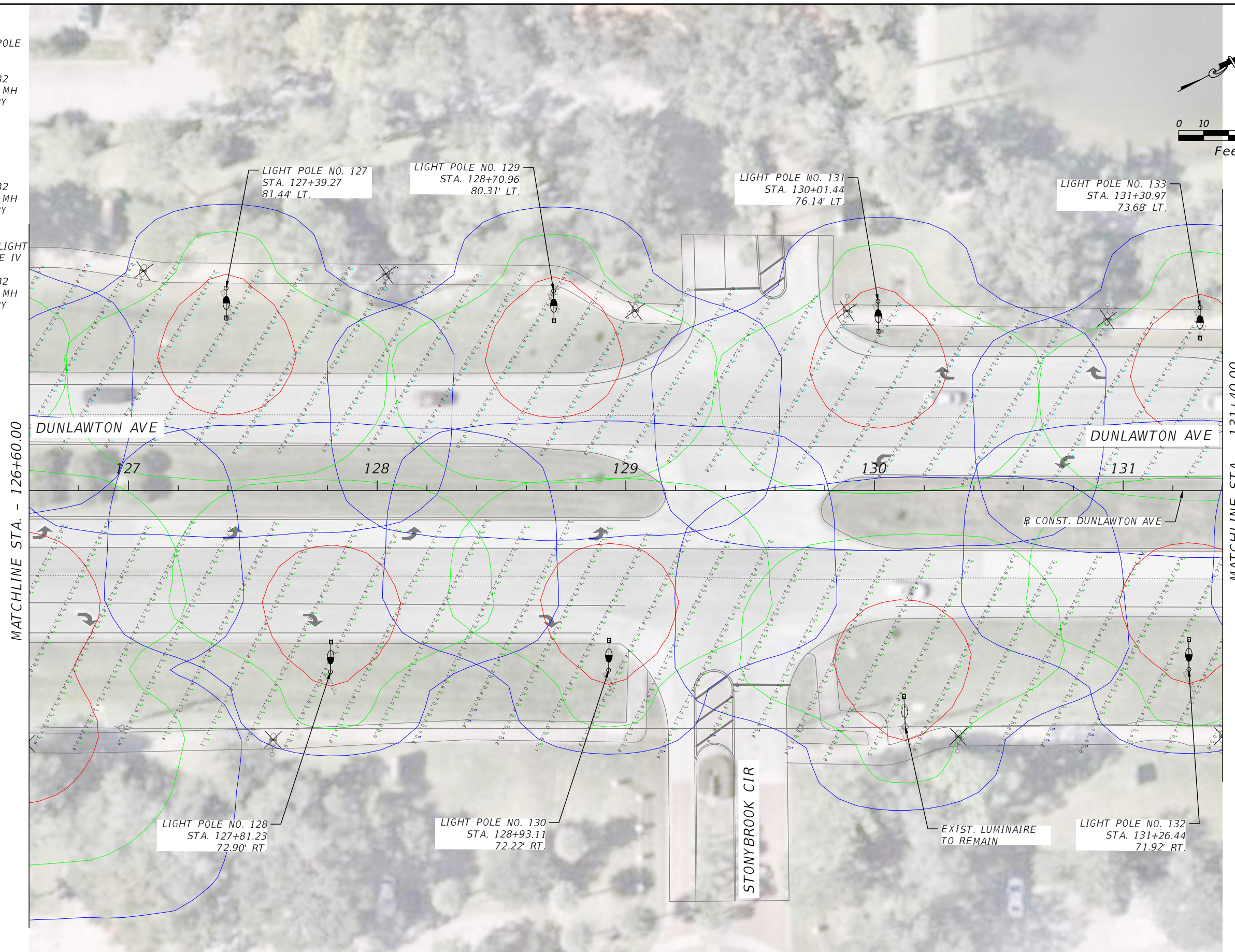
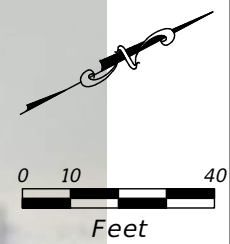
LIGHTING PLAN SHEET 25

SHEET NO.
25

THE OFFICIAL RECORD OF THIS SHEET IS THE ELECTRONIC FILE DIGITALLY SIGNED AND SEALED UNDER RULE 61G15-23.004, F.A.C.

LEGEND:

-  264W LED LUMINAIRE AND LIGHT POLE DESIGNED FOR MEDIUM, TYPE IV DISTRIBUTION (B3-U0-G5). USE AMERICAN ELECTRIC LIGHTING-ATB2 MODEL NO.: ATB2_P604_R4_3K. 35' MH WITH 12' ARM. TO BE INSTALLED BY FP&L.
-  264W LED UTILITY POLE MOUNTED LUMINAIRE AND BRACKET ARM DESIGNED FOR MEDIUM, TYPE IV DISTRIBUTION (B3-U0-G5). USE AMERICAN ELECTRIC LIGHTING-ATB2 MODEL NO.: ATB2_P604_R4_3K. 35' MH WITH 12' ARM. TO BE INSTALLED BY FP&L.
-  264W LED LUMINAIRE (DUAL) AND LIGHT POLE DESIGNED FOR MEDIUM, TYPE IV DISTRIBUTION (B3-U0-G5). USE AMERICAN ELECTRIC LIGHTING-ATB2 MODEL NO.: ATB2_P604_R4_3K. 35' MH WITH 12' ARM. TO BE INSTALLED BY FP&L.
-  EXISTING PEDESTRIAN SIDEWALK LIGHTING (TO BE REMOVED)
-  EXISTING LIGHT POLE
-  EXISTING LUMINAIRE



REVISIONS			
DATE	DESCRIPTION	DATE	DESCRIPTION



Engineers | Scientists
Planners | Designers
225 E. Robinson Street, Suite 300
Orlando, FL 32801 (407)839-4006
Certificate of Authorization # 3932
JUAN P. CAMACHO, P.E.
PE # 60031







DUNLAWTON AV ROADWAY LIGHTING

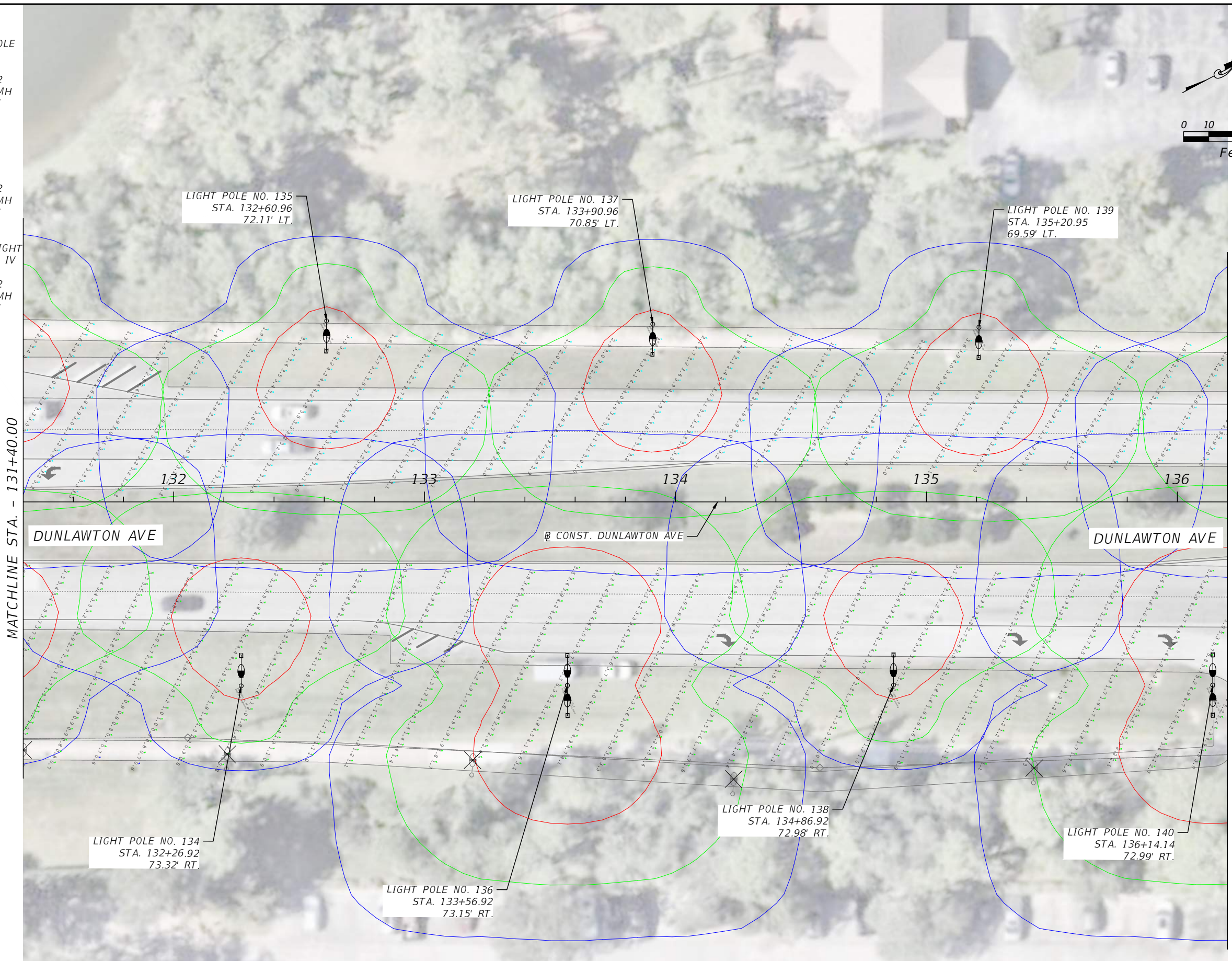
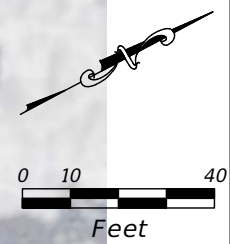
LIGHTING PLAN SHEET 26

SHEET NO.
26

THE OFFICIAL RECORD OF THIS SHEET IS THE ELECTRONIC FILE DIGITALLY SIGNED AND SEALED UNDER RULE 61G15-23.004, F.A.C.

LEGEND:

- 
 264W LED LUMINAIRE AND LIGHT POLE DESIGNED FOR MEDIUM, TYPE IV DISTRIBUTION (B3-U0-G5). USE AMERICAN ELECTRIC LIGHTING-ATB2 MODEL NO.: ATB2_P604_R4_3K. 35' MH WITH 12' ARM. TO BE INSTALLED BY FP&L.
- 
 264W LED UTILITY POLE MOUNTED LUMINAIRE AND BRACKET ARM DESIGNED FOR MEDIUM, TYPE IV DISTRIBUTION (B3-U0-G5). USE AMERICAN ELECTRIC LIGHTING-ATB2 MODEL NO.: ATB2_P604_R4_3K. 35' MH WITH 12' ARM. TO BE INSTALLED BY FP&L.
- 
 264W LED LUMINAIRE (DUAL) AND LIGHT POLE DESIGNED FOR MEDIUM, TYPE IV DISTRIBUTION (B3-U0-G5). USE AMERICAN ELECTRIC LIGHTING-ATB2 MODEL NO.: ATB2_P604_R4_3K. 35' MH WITH 12' ARM. TO BE INSTALLED BY FP&L.
- 
 EXISTING PEDESTRIAN SIDEWALK LIGHTING (TO BE REMOVED)
- 
 EXISTING LIGHT POLE
- 
 EXISTING LUMINAIRE



MATCHLINE STA. - 131+40.00

MATCHLINE STA. - 136+20.00

REVISIONS			
DATE	DESCRIPTION	DATE	DESCRIPTION



Engineers | Scientists
 Planners | Designers
 225 E. Robinson Street, Suite 300
 Orlando, FL 32801 (407)839-4006
 Certificate of Authorization # 3932
 JUAN P. CAMACHO, P.E.
 PE # 60031







DUNLAWTON AV ROADWAY LIGHTING

LIGHTING PLAN SHEET 27

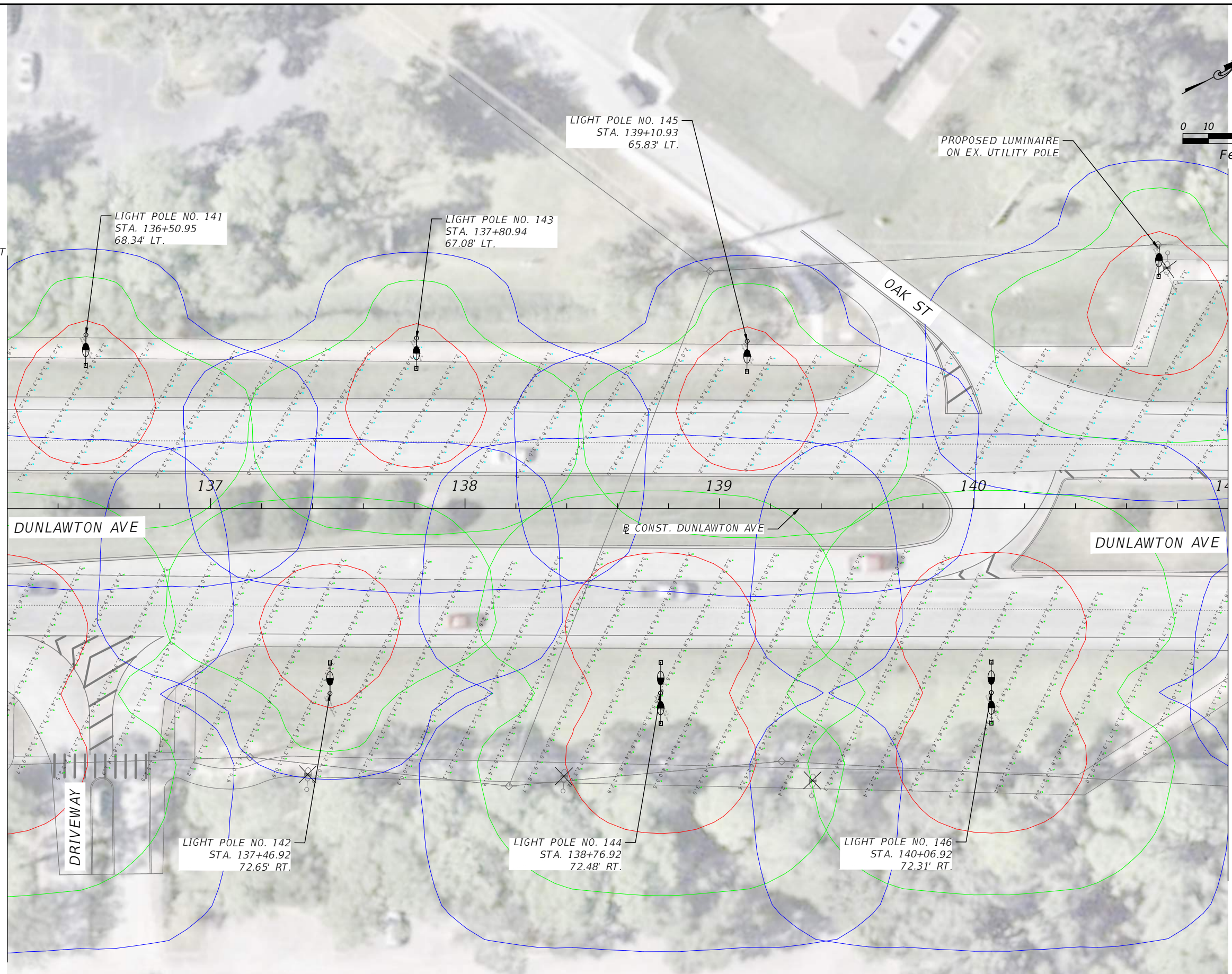
SHEET NO.
27

THE OFFICIAL RECORD OF THIS SHEET IS THE ELECTRONIC FILE DIGITALLY SIGNED AND SEALED UNDER RULE 61G15-23.004, F.A.C.

LEGEND:

- 
 264W LED LUMINAIRE AND LIGHT POLE DESIGNED FOR MEDIUM, TYPE IV DISTRIBUTION (B3-U0-G5). USE AMERICAN ELECTRIC LIGHTING-ATB2 MODEL NO.: ATB2_P604_R4_3K. 35' MH WITH 12' ARM. TO BE INSTALLED BY FP&L.
- 
 264W LED UTILITY POLE MOUNTED LUMINAIRE AND BRACKET ARM DESIGNED FOR MEDIUM, TYPE IV DISTRIBUTION (B3-U0-G5). USE AMERICAN ELECTRIC LIGHTING-ATB2 MODEL NO.: ATB2_P604_R4_3K. 35' MH WITH 12' ARM. TO BE INSTALLED BY FP&L.
- 
 264W LED LUMINAIRE (DUAL) AND LIGHT POLE DESIGNED FOR MEDIUM, TYPE IV DISTRIBUTION (B3-U0-G5). USE AMERICAN ELECTRIC LIGHTING-ATB2 MODEL NO.: ATB2_P604_R4_3K. 35' MH WITH 12' ARM. TO BE INSTALLED BY FP&L.
- 
 EXISTING PEDESTRIAN SIDEWALK LIGHTING (TO BE REMOVED)
- 
 EXISTING LIGHT POLE
- 
 EXISTING LUMINAIRE

MATCHLINE STA. - 136+20.00



MATCHLINE STA. - 141+00.00

REVISIONS			
DATE	DESCRIPTION	DATE	DESCRIPTION



Engineers | Scientists
 Planners | Designers
 225 E. Robinson Street, Suite 300
 Orlando, FL 32801 (407)839-4006
 Certificate of Authorization # 3932
 JUAN P. CAMACHO, P.E.
 PE # 60031







DUNLAWTON AV ROADWAY LIGHTING

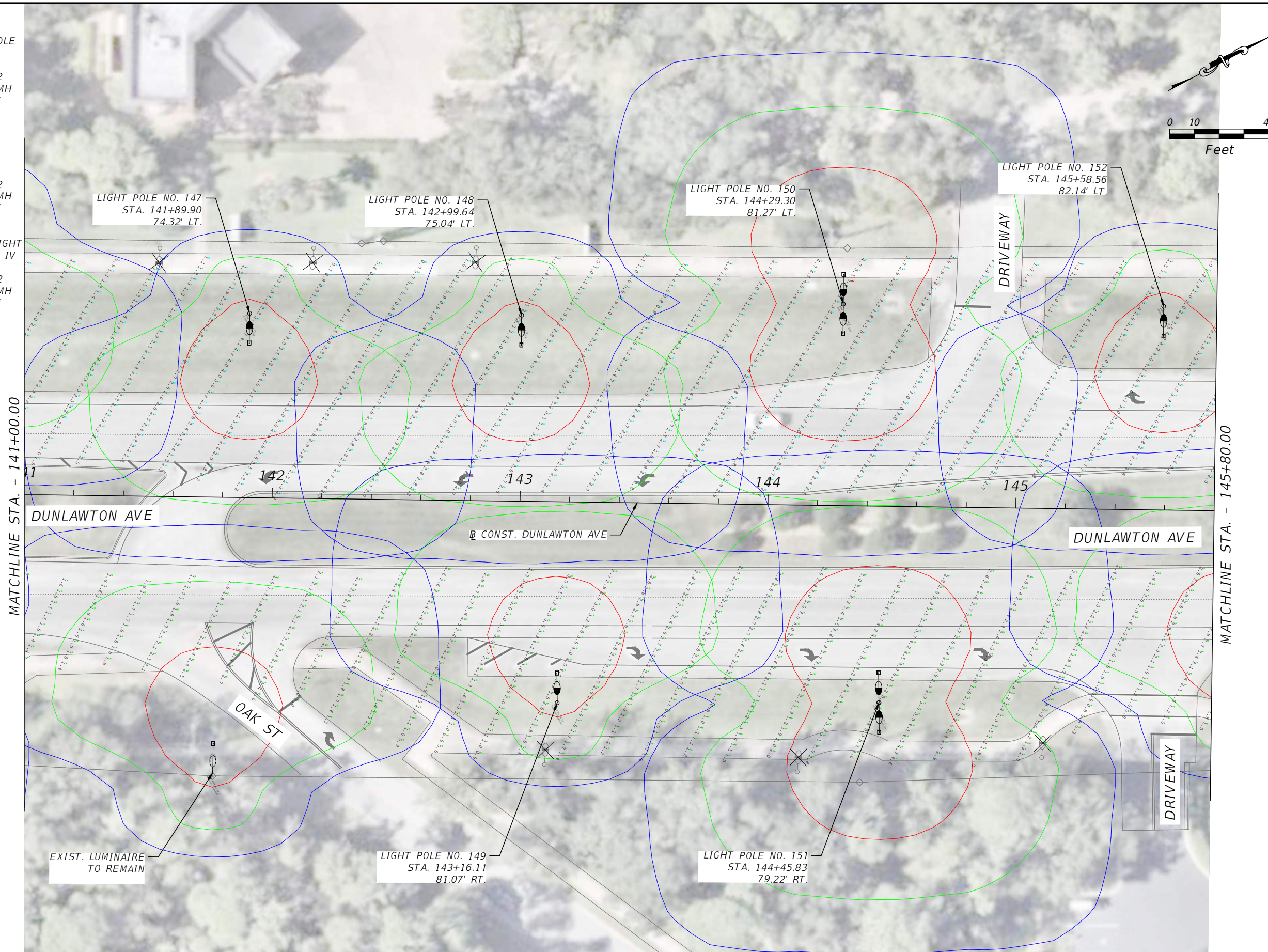
LIGHTING PLAN SHEET 28

SHEET NO.
28

THE OFFICIAL RECORD OF THIS SHEET IS THE ELECTRONIC FILE DIGITALLY SIGNED AND SEALED UNDER RULE 61G15-23.004, F.A.C.

LEGEND:

- 
 264W LED LUMINAIRE AND LIGHT POLE DESIGNED FOR MEDIUM, TYPE IV DISTRIBUTION (B3-U0-G5). USE AMERICAN ELECTRIC LIGHTING-ATB2 MODEL NO.: ATB2_P604_R4_3K. 35' MH WITH 12' ARM. TO BE INSTALLED BY FP&L.
- 
 264W LED UTILITY POLE MOUNTED LUMINAIRE AND BRACKET ARM DESIGNED FOR MEDIUM, TYPE IV DISTRIBUTION (B3-U0-G5). USE AMERICAN ELECTRIC LIGHTING-ATB2 MODEL NO.: ATB2_P604_R4_3K. 35' MH WITH 12' ARM. TO BE INSTALLED BY FP&L.
- 
 264W LED LUMINAIRE (DUAL) AND LIGHT POLE DESIGNED FOR MEDIUM, TYPE IV DISTRIBUTION (B3-U0-G5). USE AMERICAN ELECTRIC LIGHTING-ATB2 MODEL NO.: ATB2_P604_R4_3K. 35' MH WITH 12' ARM. TO BE INSTALLED BY FP&L.
- 
 EXISTING PEDESTRIAN SIDEWALK LIGHTING (TO BE REMOVED)
- 
 EXISTING LIGHT POLE
- 
 EXISTING LUMINAIRE



REVISIONS			
DATE	DESCRIPTION	DATE	DESCRIPTION



Engineers | Scientists
Planners | Designers
225 E. Robinson Street, Suite 300
Orlando, FL 32801 (407)839-4006
Certificate of Authorization # 3932
JUAN P. CAMACHO, P.E.
PE # 60031

DUNLAWTON AV ROADWAY LIGHTING







LIGHTING PLAN SHEET 29

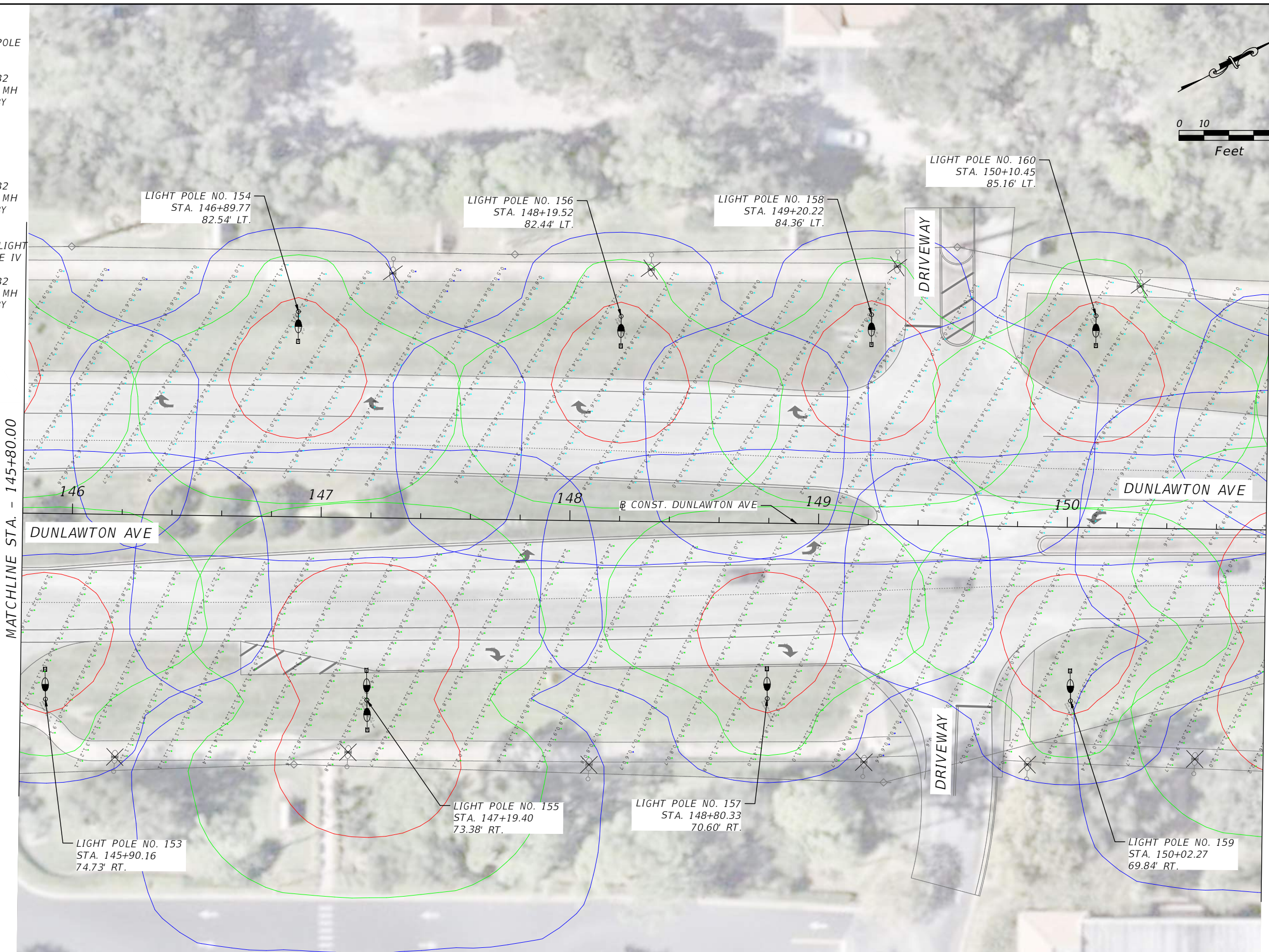
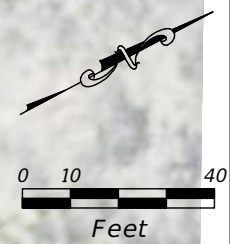
SHEET NO.

29

THE OFFICIAL RECORD OF THIS SHEET IS THE ELECTRONIC FILE DIGITALLY SIGNED AND SEALED UNDER RULE 61G15-23.004, F.A.C.

LEGEND:

- 
 264W LED LUMINAIRE AND LIGHT POLE DESIGNED FOR MEDIUM, TYPE IV DISTRIBUTION (B3-U0-G5). USE AMERICAN ELECTRIC LIGHTING-ATB2 MODEL NO.: ATB2_P604_R4_3K. 35' MH WITH 12' ARM. TO BE INSTALLED BY FP&L.
- 
 264W LED UTILITY POLE MOUNTED LUMINAIRE AND BRACKET ARM DESIGNED FOR MEDIUM, TYPE IV DISTRIBUTION (B3-U0-G5). USE AMERICAN ELECTRIC LIGHTING-ATB2 MODEL NO.: ATB2_P604_R4_3K. 35' MH WITH 12' ARM. TO BE INSTALLED BY FP&L.
- 
 264W LED LUMINAIRE (DUAL) AND LIGHT POLE DESIGNED FOR MEDIUM, TYPE IV DISTRIBUTION (B3-U0-G5). USE AMERICAN ELECTRIC LIGHTING-ATB2 MODEL NO.: ATB2_P604_R4_3K. 35' MH WITH 12' ARM. TO BE INSTALLED BY FP&L.
- 
 EXISTING PEDESTRIAN SIDEWALK LIGHTING (TO BE REMOVED)
- 
 EXISTING LIGHT POLE
- 
 EXISTING LUMINAIRE



MATCHLINE STA. - 145+80.00

MATCHLINE STA. - 150+80.00

THE OFFICIAL RECORD OF THIS SHEET IS THE ELECTRONIC FILE DIGITALLY SIGNED AND SEALED UNDER RULE 61G15-23.004, F.A.C.

REVISIONS			
DATE	DESCRIPTION	DATE	DESCRIPTION









Engineers | Scientists
 Planners | Designers
 225 E. Robinson Street, Suite 300
 Orlando, FL 32801 (407)839-4006
 Certificate of Authorization # 3932
 JUAN P. CAMACHO, P.E.
 PE # 60031

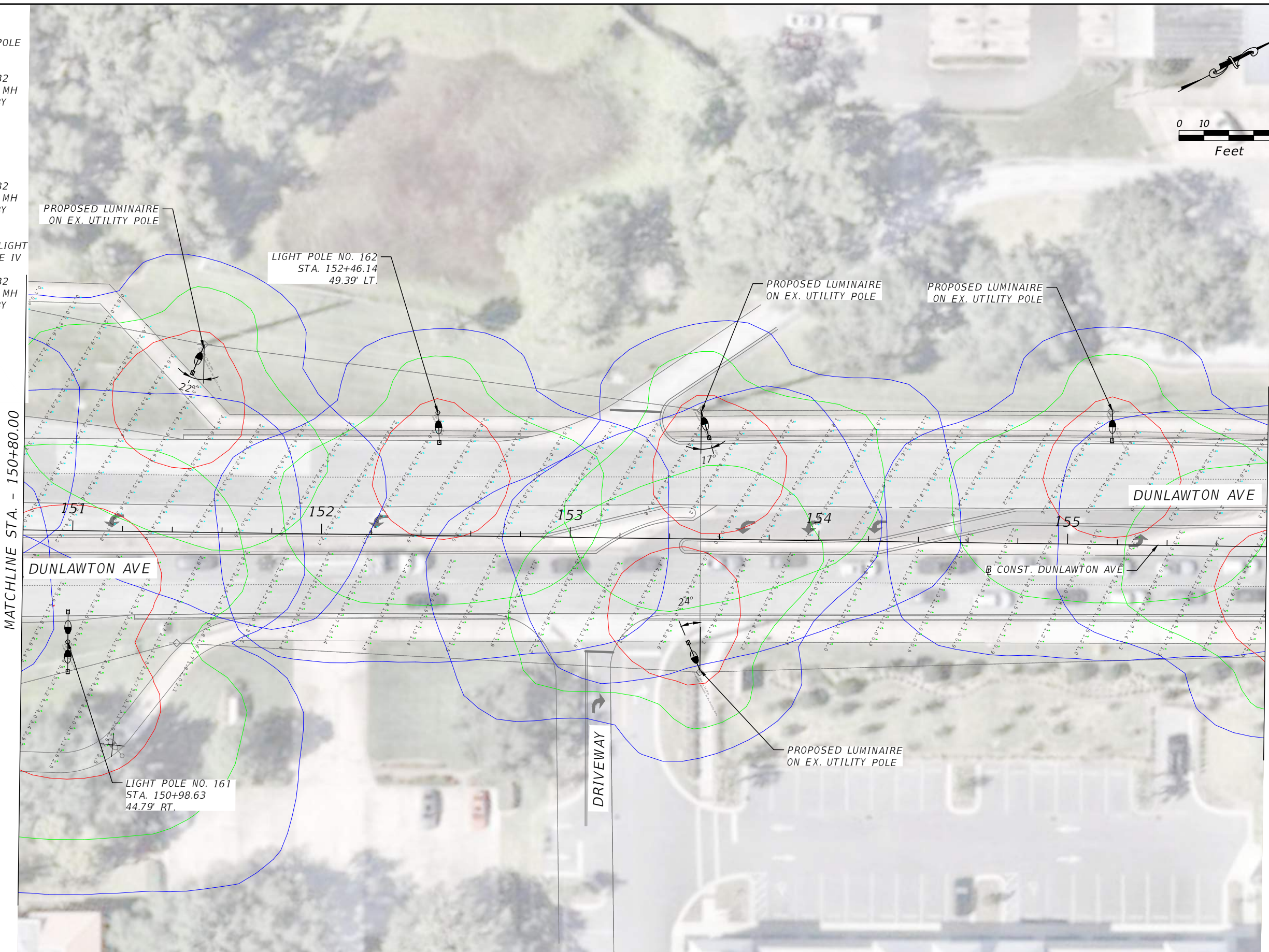

DUNLAWTON AV ROADWAY LIGHTING

LIGHTING PLAN SHEET 30

SHEET NO.
30

LEGEND:

- 
 264W LED LUMINAIRE AND LIGHT POLE DESIGNED FOR MEDIUM, TYPE IV DISTRIBUTION (B3-U0-G5). USE AMERICAN ELECTRIC LIGHTING-ATB2 MODEL NO.: ATB2_P604_R4_3K. 35' MH WITH 12' ARM. TO BE INSTALLED BY FP&L.
- 
 264W LED UTILITY POLE MOUNTED LUMINAIRE AND BRACKET ARM DESIGNED FOR MEDIUM, TYPE IV DISTRIBUTION (B3-U0-G5). USE AMERICAN ELECTRIC LIGHTING-ATB2 MODEL NO.: ATB2_P604_R4_3K. 35' MH WITH 12' ARM. TO BE INSTALLED BY FP&L.
- 
 264W LED LUMINAIRE (DUAL) AND LIGHT POLE DESIGNED FOR MEDIUM, TYPE IV DISTRIBUTION (B3-U0-G5). USE AMERICAN ELECTRIC LIGHTING-ATB2 MODEL NO.: ATB2_P604_R4_3K. 35' MH WITH 12' ARM. TO BE INSTALLED BY FP&L.
- 
 EXISTING PEDESTRIAN SIDEWALK LIGHTING (TO BE REMOVED)
- 
 EXISTING LIGHT POLE
- 
 EXISTING LUMINAIRE



MATCHLINE STA. - 150+80.00

MATCHLINE STA. - 155+80.00

THE OFFICIAL RECORD OF THIS SHEET IS THE ELECTRONIC FILE DIGITALLY SIGNED AND SEALED UNDER RULE 61G15-23.004, F.A.C.

REVISIONS			
DATE	DESCRIPTION	DATE	DESCRIPTION









Engineers | Scientists
 Planners | Designers
 225 E. Robinson Street, Suite 300
 Orlando, FL 32801 (407)839-4006
 Certificate of Authorization # 3932
 JUAN P. CAMACHO, P.E.
 PE # 60031

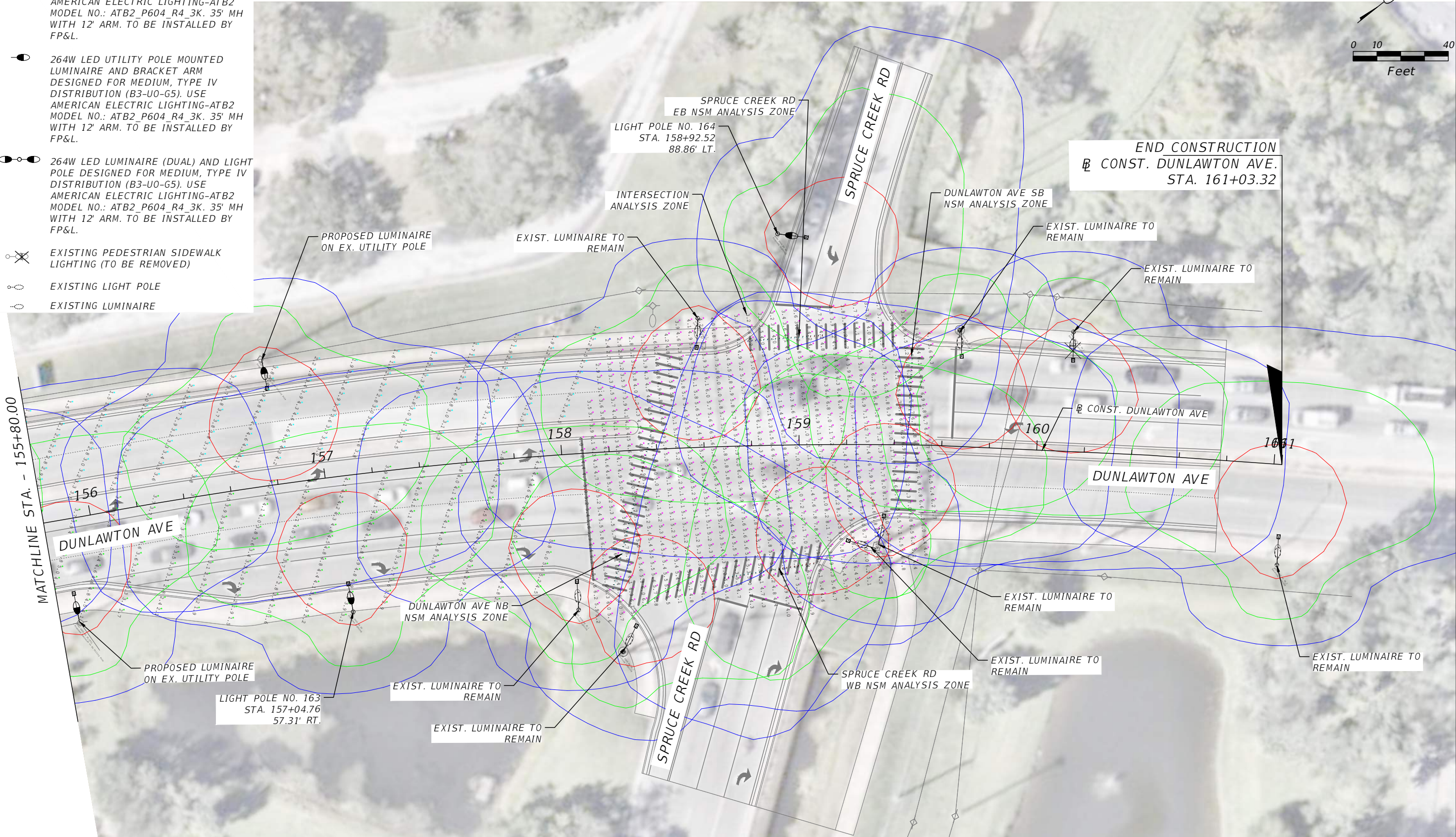
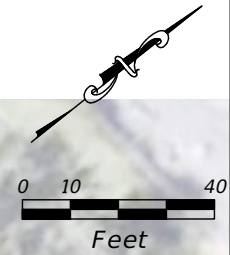
DUNLAWTON AV ROADWAY LIGHTING

LIGHTING PLAN SHEET 31

SHEET NO.
31

LEGEND:

- 
 264W LED LUMINAIRE AND LIGHT POLE DESIGNED FOR MEDIUM, TYPE IV DISTRIBUTION (B3-U0-G5). USE AMERICAN ELECTRIC LIGHTING-ATB2 MODEL NO.: ATB2_P604_R4_3K. 35' MH WITH 12' ARM. TO BE INSTALLED BY FP&L.
- 
 264W LED UTILITY POLE MOUNTED LUMINAIRE AND BRACKET ARM DESIGNED FOR MEDIUM, TYPE IV DISTRIBUTION (B3-U0-G5). USE AMERICAN ELECTRIC LIGHTING-ATB2 MODEL NO.: ATB2_P604_R4_3K. 35' MH WITH 12' ARM. TO BE INSTALLED BY FP&L.
- 
 264W LED LUMINAIRE (DUAL) AND LIGHT POLE DESIGNED FOR MEDIUM, TYPE IV DISTRIBUTION (B3-U0-G5). USE AMERICAN ELECTRIC LIGHTING-ATB2 MODEL NO.: ATB2_P604_R4_3K. 35' MH WITH 12' ARM. TO BE INSTALLED BY FP&L.
- 
 EXISTING PEDESTRIAN SIDEWALK LIGHTING (TO BE REMOVED)
- 
 EXISTING LIGHT POLE
- 
 EXISTING LUMINAIRE



REVISIONS			
DATE	DESCRIPTION	DATE	DESCRIPTION



Engineers | Scientists
Planners | Designers
225 E. Robinson Street, Suite 300
Orlando, FL 32801 (407)839-4006
Certificate of Authorization # 3932
JUAN P. CAMACHO, P.E.
PE # 60031

DUNLAWTON AV ROADWAY LIGHTING

LIGHTING PLAN SHEET 32

SHEET NO.
32

THE OFFICIAL RECORD OF THIS SHEET IS THE ELECTRONIC FILE DIGITALLY SIGNED AND SEALED UNDER RULE 61G15-23.004, F.A.C.

APPENDIX B:
Luminaire Product Sheets



Consistent with LEED® goals & Green Globes™ criteria for light pollution reduction



Autobahn Series ATB2

Roadway Lighting

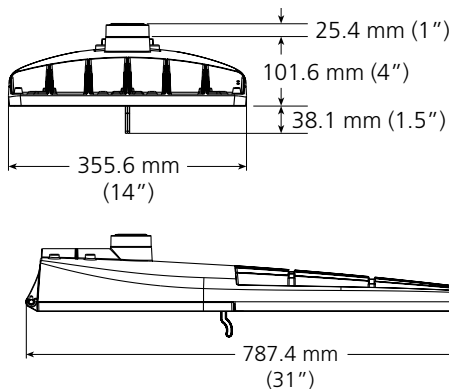
PRODUCT OVERVIEW



Applications:

- Roadways
- Off ramps
- Residential streets
- Parking lots

DIMENSIONS



Effective Projected Area (EPA)
The EPA for the ATB2 is 0.78 sq. ft.,
Approx. Wt. = 21 lbs. (9.53 kg)

STANDARDS

DesignLights Consortium® (DLC) Premium qualified product. Not all versions of this product may be DLC Premium qualified. Please check the DLC Qualified Products List at www.designlights.org/QPL to confirm which versions are qualified.

Color temperatures of $\leq 3000\text{K}$ must be specified for International Dark-Sky Association certification.

Rated for -40°C to 40°C ambient.

CSA Certified to U.S. and Canadian standards

Complies with ANSI: C136.2, C136.10, C136.14, C136.31, C136.15, C136.37

GOVERNMENT PROCUREMENT — BAA – Buy America(n) Act: Product with the BAA option qualifies as a domestic end product under the Buy American Act as implemented in the FAR and DFARS. Product with the BAA option also qualifies as manufactured in the United States under DOT Buy America regulations.

BABA – Build America Buy America: Product with the BAA option also qualifies as produced in the United States under the definitions of the Build America, Buy America Act.

Please refer to www.acuitybrands.com/buy-american for additional information.

Note: Specifications subject to change without notice.

Autobahn Series – AEL_0109_ATB2

Features:

OPTICAL

The Autobahn's new molded silicone optics provide exceptional performance. Silicone optics are superior to other polymeric materials in the areas of; optical efficiency, thermal performance, and reduction in dirt accumulation, all of which can lead to long term lumen degradation and a shift in optical distribution. Also, because silicone allows for the molding of fine details as well as thick sections, it produces the most crisp, clean and well-defined lighting distributions available. Silicone optics paired with modern LED's allow the Autobahn to take full advantage of both technologies.

Same Light: Performance is comparable to 400-1000W HPS roadway luminaires.

White Light: Correlated color temperature - 4000K, or optional 2700K, 3000K or 5000K, all 70 CRI minimum.

Unique IP66 rated LED light engines provided 0% uplight and restrict backlight to within sidewalk depth, providing optimal application coverage and optimal pole spacing.

Available in Type II, III, IIIL, IV, & V roadway distributions.

ELECTRICAL

Expected Life: LED light engines are rated $>100,000$ hours at 25°C , L70. Electronic driver has an expected life of 100,000 hours at a 25°C ambient.

Lower Energy: Saves an average of 40-60% over comparable HPS platforms.

Robust Surge Protection: Two different surge protection options provide a minimum of ANSI C136.2 10kV/5kA protection. 20kV/10kA protection is also available.

Luminaire ships with a 0-10v dimmable driver. Luminaire is continuous and step dimming capable via AO option or controls installed on P7 photocontrol receptacle option.

MECHANICAL

Easy to Maintain: Includes standard AEL lineman-friendly features such as tool-less entry, 3 station terminal block and quick disconnects. Bubble level located inside the electrical compartment for easy leveling at installation.

Rugged die-cast aluminum housing is polyester powder-coated for durability and corrosion resistance. Rigorous five-stage pre-treating and painting process yields a finish that achieves a scribe creepage rating of 7 (per ASTM D1654) after over 5000 hours exposure to salt fog chamber (operated per ASTM B117).

Four-bolt mast arm mount is adjustable for arms from 1-1/4" to 2" (1-5/8" to 2-3/8" O.D.) diameter and provides a 3G vibration rating per ANSI C136.31.

Wildlife shield is cast into the housing (not a separate piece).

CONTROLS

NEMA 3 Pin photocontrol receptacle is standard, with the Acuity designed ANSI 7 Pin receptacle optionally available.

Premium solid state locking sale photocontrol - PCSS (10 year rated life). Extreme long life sold state locking style photocontrol - PCLL (20 year rated life).

Optional onboard Adjustable Output module allows the light output and input wattage to be modified to meet site specific requirements, and can also allow a single fixture to be flexibly applied in many different applications.



Autobahn Series ATB2

Roadway Lighting

ORDERING INFORMATION

Series	LED Performance Package		Voltage	Optics
ATB2 Autobahn LED Roadway	P601 26,192 lumens nominal	P901 30,398 lumens nominal	MVOLT Multi-volt, 120V - 277V	R2 Roadway Type II
	P602 29,188 lumens nominal	P902 36,273 lumens nominal	347 347V	R3 Roadway Type III
	P603 33,062 lumens nominal	P903 41,215 lumens nominal	480 480V	R3L Roadway Type III Long
	P604 36,305 lumens nominal	P904 45,247 lumens nominal	XVOLT 277V-480V	R4 Roadway Type IV ²
	P605 39,786 lumens nominal	P905 50,476 lumens nominal		R5 Roadway Type V

Options

Color Temperature (CCT)

(Blank)	4000K CCT, 70 CRI Min.
27K	2700K CCT, 70 CRI Min.
3K	3000K CCT, 70 CRI Min.
5K	5000K CCT, 70 CRI Min.

Paint

(Blank)	Gray (Standard)
BK	Black
BZ	Bronze
DDB	Dark Bronze
GI	Graphite
WH	White
GN	Green

Surge Protection

(Blank)	Standard 20kV/10kA SPD
MP	MOV Pack 10kV/5kA

Terminal Block

(Blank)	Terminal Block (Standard)
T2	Wired to L1 & L2 Positions

Misc.

BL	External Bubble Level
HSS	House-Side Shield
NL	Nema Label
XL	Not CSA Certified
HK	Hingekeepers
BAA	Buy America(n) Act and/or Build America Buy America Qualified

Controls

(Blank)	3 Pin NEMA Photocontrol Receptacle (Standard)
P7	7 Pin Photocontrol Receptacle (Dimmable Driver Included)
NR	No Photocontrol Receptacle
AO	Field Adjustable Output
PCSS	Solid State Lighting Photocontrol (120-277V) ¹
PCLL	Solid State Long Life Photocontrol
SH	Shorting Cap

Packaging

(Blank)	Single Unit (Standard)
JP	Job Pack (42/Pallet)

Accessories:

External House Side Shields

ATB2P60XR2R3LR5HSS	for use with P601 - P605, R2, R3L or R5 distribution
ATB2P60XR3HSS	for use with P601 - P605, R3 distribution
ATB2P60XR4HSS	for use with P601 - P605, R4 distribution
ATB2P90XR2R3LR5HSS	for use with P901 - P905, R2, R3L or R5 distribution
ATB2P90XR3HSS	for use with P901 - P905, R3 distribution
Light Trespass Shield	
ATB2ULTS	ATB2 Universal Light Trespass Shield

ATB Decorative Arms (cast aluminum)

ATB2DECOS XX	ATB Decorative Arm for Square Pole Painted to match fixture
ATB2DECOR XX	ATB Decorative Arm for Round Pole Painted to match fixture

Universal Arms (steel)

UMR XX	8" Horizontal Arm for Round Pole, Painted to match Fixture (XX - Paint Color)
UMS XX	8" Horizontal Arm for Square Pole, Painted to match Fixture (XX - Paint Color)
UMR GALV	8" Horizontal Arm for Round Pole, Galvanized
UMS GALV	8" Horizontal Arm for Square Pole, Galvanized

Notes

1. Not available in 347 or 480V.
2. Not available with P901 - P905 performance packages



AEL Headquarters, One Lithonia Way, Conyers Georgia 30012
 www.americanelectriclighting.com Phone: 1-866-HOLOPHANE
 Email: TechSupport-Lighting@AcuityBrands.com
 © 2014-2025 Acuity Brands Lighting, Inc. All Rights Reserved. ATB2 Rev. 12/30/25

Warranty Five-year limited warranty. This is the only warranty provided and no other statements in this specification sheet create any warranty of any kind. All other express and implied warranties are disclaimed. Complete warranty terms located at: www.acuitybrands.com/support/warranty/terms-and-conditions

Note: Actual performance may differ as a result of end-user environment and application. All values are design or typical values, measured under laboratory conditions at 25 °C. Specifications subject to change without notice.

Please contact your sales representative for the latest product information.

Autobahn Series ATB2

Roadway Lighting

P E R F O R M A N C E P A C K A G E

ATB2	Distribution	Input Watts	2700K		3000K		4000/5000K	
			Lumens	LPW	Lumens	LPW	Lumens	LPW
P601	R2	175	22,828	131	24,280	139	27,200	156
	R3		22,689	130	25,200	144	27,080	155
	R3L		21,844	125	22,513	129	23,761	136
	R4		23,376	135	23,760	136	24,770	143
	R5		23,291	135	23,810	138	24,680	143
P602	R2	196	24,983	126	26,610	135	30,060	152
	R3		24,831	126	27,770	142	30,020	153
	R3L		24,270	124	24,770	126	26,400	135
	R4		25,697	135	26,280	137	27,230	143
	R5		25,489	135	26,270	138	27,010	144
P603	R2	233	28,442	121	30,430	131	34,020	145
	R3		28,269	121	32,760	141	33,990	145
	R3L		27,087	116	28,050	120	29,464	126
	R4		29,359	124	29,800	126	31,110	132
	R5		29,019	125	29,850	127	30,750	132
P604	R2	263	31,060	118	33,130	126	37,050	140
	R3		30,871	118	35,670	136	36,950	141
	R3L		29,369	112	30,541	116	31,946	121
	R4		32,001	125	32,450	126	33,910	132
	R5		31,690	126	32,790	127	33,580	133
P605	R2	295	33,992	115	36,960	125	39,750	135
	R3		33,785	115	38,670	131	39,910	136
	R3L		31,867	108	33,149	112	34,663	118
	R4		34,728	120	35,430	122	36,800	127
	R5		34,681	121	35,130	122	36,750	128
P901	R2	199	27,147	137	28,470	143	30,430	154
	R3		26,982	135	29,040	146	31,350	157
	R3L		26,100	131	26,603	134	28,390	143
	R5		27,698	141	29,020	146	29,350	149
P902	R2	245	32,512	133	35,070	144	38,090	156
	R3		32,314	132	35,600	145	38,970	159
	R3L		31,000	127	31,344	128	33,720	138
	R5		33,171	137	33,740	138	35,150	145
P903	R2	282	37,007	131	39,380	140	42,990	152
	R3		36,782	130	39,540	140	43,580	154
	R3L		35,238	125	35,154	125	38,330	136
	R5		37,758	134	37,860	134	40,010	142
P904	R2	319	40,420	127	43,410	137	47,220	148
	R3		40,175	126	43,600	137	48,170	151
	R3L		38,327	120	38,078	119	41,690	131
	R5		41,240	132	41,420	132	43,700	140
P905	R2	369	44,573	121	48,390	132	52,380	142
	R3		44,303	120	48,560	132	53,940	146
	R3L		42,886	116	42,455	115	46,649	126
	R5		45,477	128	45,390	127	48,190	136

Note: Individual fixture performance may vary. Specifications subject to change without notice.

ATB2	15C	20C	25C	30C	35C	40C
LLD Multiplier	1.02	1.01	1.00	0.99	0.98	0.97

To calculate the LLD for a temperature other than 25°C, multiply the LLD @ 25°C (shown in the performance package table) by the LLD multiplier for the selected temperature.

Autobahn Series ATB2

Roadway Lighting

P E R F O R M A N C E P A C K A G E

LLD @ 25°C

ATB2	R2, R3 Distributions 3000K & 4000K CCT			R2, R3 Distributions 2700K & 5000K CCT*			R3L, R4, & R5 Distributions Any CCT		
	50k Hours	75k Hours	100k Hours	50k Hours	75k Hours	100k Hours	50k Hours	75k Hours	100k Hours
P601	0.96	0.94	0.93	0.92	0.88	0.85	0.92	0.88	0.85
P602	0.96	0.94	0.93	0.92	0.88	0.85	0.92	0.88	0.85
P603	0.96	0.94	0.93	0.91	0.87	0.84	0.91	0.87	0.84
P604	0.96	0.94	0.93	0.91	0.87	0.83	0.91	0.87	0.83
P605	0.96	0.94	0.93	0.90	0.86	0.82	0.90	0.86	0.82
P901	0.96	0.94	0.93	0.91	0.88	0.84	0.91	0.88	0.84
P902	0.96	0.94	0.93	0.91	0.87	0.83	0.91	0.87	0.83
P903	0.96	0.94	0.93	0.90	0.86	0.82	0.90	0.86	0.82
P904	0.96	0.94	0.93	0.90	0.86	0.82	0.90	0.86	0.82
P905	0.96	0.94	0.93	0.89	0.84	0.79	0.89	0.84	0.79

* Also includes any custom (non-catalog) CCT

Autobahn Series ATB2

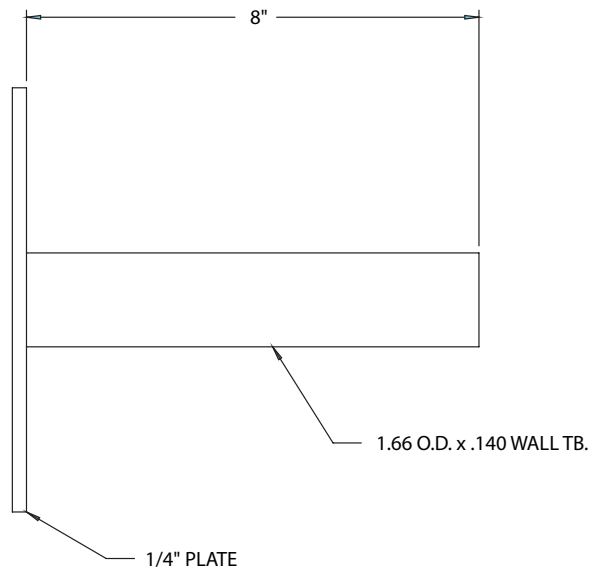
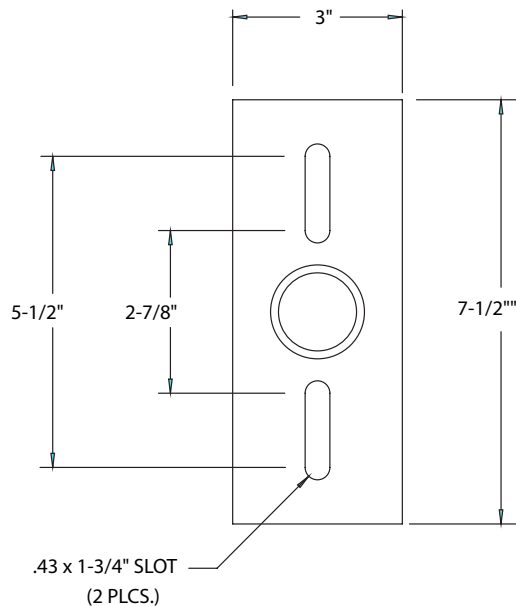
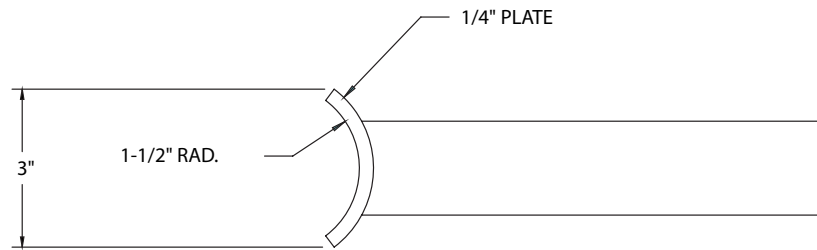
Roadway Lighting

B.U.G. Ratings										
ATB2	Distribution	2700K			3000K			4000/5000K		
		B	U	G	B	U	G	B	U	G
P601	R2	3	0	3	3	0	3	3	0	3
	R3	3	0	3	3	0	3	3	0	4
	R3L	3	0	4	3	0	4	3	0	4
	R4	3	0	4	3	0	4	3	0	4
	R5	5	0	3	5	0	3	5	0	3
P602	R2	3	0	3	3	0	3	3	0	3
	R3	3	0	3	3	0	4	3	0	4
	R3L	3	0	4	3	0	4	3	0	4
	R4	3	0	4	3	0	4	3	0	4
	R5	5	0	3	5	0	3	5	0	3
P603	R2	3	0	3	3	0	3	4	0	4
	R3	3	0	4	3	0	4	3	0	4
	R3L	3	0	4	3	0	4	3	0	4
	R4	3	0	5	3	0	5	3	0	5
	R5	5	0	4	5	0	4	5	0	4
P604	R2	3	0	3	4	0	4	4	0	4
	R3	3	0	4	3	0	4	3	0	4
	R3L	3	0	4	3	0	4	3	0	5
	R4	3	0	5	3	0	5	3	0	5
	R5	5	0	4	5	0	4	5	0	4
P605	R2	4	0	4	4	0	4	4	0	4
	R3	3	0	4	3	0	4	3	0	4
	R3L	3	0	5	3	0	5	3	0	5
	R4	3	0	5	3	0	5	4	0	5
	R5	5	0	4	5	0	4	5	0	4
P901	R2	3	0	3	3	0	3	3	0	3
	R3	3	0	4	3	0	4	3	0	4
	R3L	3	0	4	3	0	4	3	0	4
	R5	5	0	3	5	0	4	5	0	4
P902	R2	4	0	4	4	0	4	4	0	4
	R3	3	0	4	3	0	4	3	0	4
	R3L	3	0	5	3	0	5	3	0	5
	R5	5	0	4	5	0	4	5	0	4
P903	R2	4	0	4	4	0	4	4	0	4
	R3	3	0	4	3	0	4	4	0	5
	R3L	4	0	5	4	0	5	4	0	5
	R5	5	0	4	5	0	4	5	0	4
P904	R2	4	0	4	4	0	4	4	0	4
	R3	3	0	4	4	0	5	4	0	5
	R3L	4	0	5	4	0	5	4	0	5
	R5	5	0	4	5	0	4	5	0	4
P905	R2	4	0	4	4	0	4	4	0	5
	R3	4	0	5	4	0	5	4	0	5
	R3L	4	0	5	4	0	5	4	0	5
	R5	5	0	5	5	0	5	5	0	5

Universal Arms (Steel)

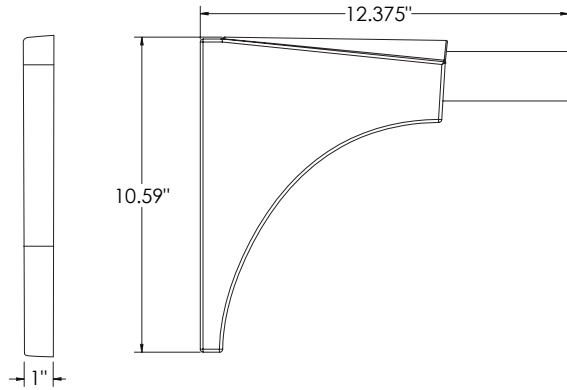
UMR POLE ADAPTOR

RECOMMENDED FOR USE WITH POLES OF 4" DIAMETER OR SMALLER

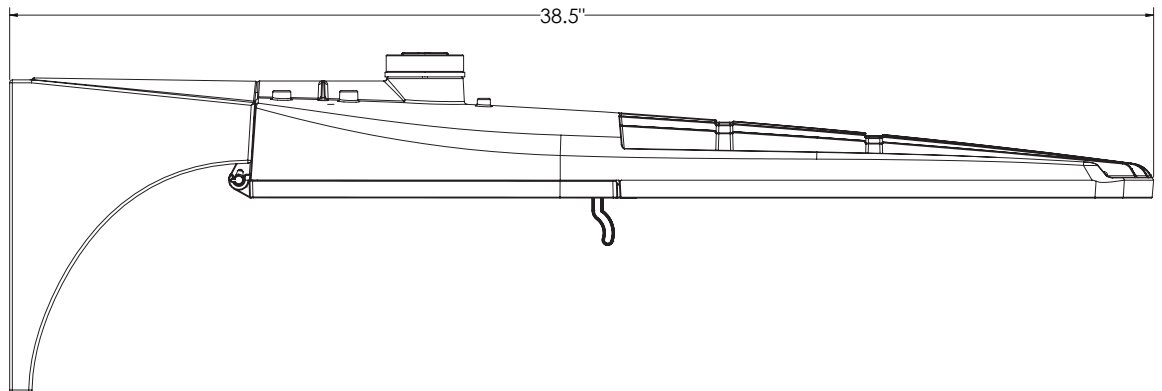
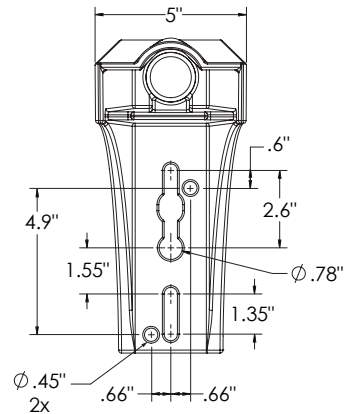


Autobahn Series ATB2 Roadway Lighting

ATB Decorative Arms (Cast Aluminum)



Round Pole
Adapter Plate
(Supplied with
ATB2DECOR)



Model	Weight	EPA
ATB2DECOS	6.5 lbs	0.30 ft ²
ATB2DECOR	8.0 lbs	0.30 ft ²
ATB2DECOS with ATB2 Luminaire	27.5 lbs	0.84 ft ²
ATB2DECOR with ATB2 Luminaire	29.0 lbs	0.84 ft ²



AEL Headquarters, One Lithonia Way, Conyers Georgia 30012
 www.americanelectriclighting.com Phone: 1-866-HOLOPHANE
 Email: TechSupport-Lighting@AcuityBrands.com
 © 2014-2025 Acuity Brands Lighting, Inc. All Rights Reserved. ATB2 Rev. 12/30/25

Warranty Five-year limited warranty. This is the only warranty provided and no other statements in this specification sheet create any warranty of any kind. All other express and implied warranties are disclaimed. Complete warranty terms located at: www.acuitybrands.com/support/warranty/terms-and-conditions
Note: Actual performance may differ as a result of end-user environment and application. All values are design or typical values, measured under laboratory conditions at 25 °C. Specifications subject to change without notice.
Please contact your sales representative for the latest product information.



LED Lighting Solutions



Roadway Lighting | Area Lighting | Pendant Lighting | Post Top Lighting | Brackets, Bollards and Poles

Safer. Smarter. More Vibrant Spaces.



FPL®

Roadway Lighting

Feel Safe, Drive Safe



Shield facing coastal line

Roadway – 5,000 Lumens
Turtle-friendly Amber



Shield facing coastal line


Roadway – 7,000 Lumens
Turtle-friendly Amber



Roadway – LED 5,000 Lumens
to 12,000 Lumens*



Roadway – LED 17,000
Lumens to 20,000 Lumens*



Roadway – LED 31,500 Lumens*










Available in
black or gray



Roadway – Modern*

**This is a non-representative image for the light.
Installations in the field may be different.*

ROADWAY LIGHTING

Manufacturer	Style	Fixture	Pole Options	Bracket Options	Light Pattern	Line Watts/ NEMA Label	Color Temp	Lumens	Glare Rating (BUG)	.ies File	Billing Tier					
Roadway	5,000 LUMEN Turtle Friendly	 (Gray or Black) shield facing coastal line	6, 7, 10	1, 2, 7, 8	3	108/110	594nM (Amber)	5,408 (no shield) 2,927 (rear shield) 1,878 (front shield)	B1-U0-G2	Upon Request	G5					
Roadway	7,000 LUMEN Turtle Friendly	 (Gray) shield facing coastal line	6, 7, 10	1, 2, 7, 8	3	144/140	594nM (Amber)	7,280 (no shield) 4,803 (rear shield) 2,936 (front shield)	B1-U0-G2	PL17871-001A RSWX9024& WITH_ NO SHIELDING AID FNRPT.IES PL17897-001A RSWX9024& W_ FRONT+SIDE SHIELD AID FNRPT.IES PL17871-003A RSWX9024& W_ BACK&SIDE SHIELD AID FNRPT.IES	J4					
Roadway	5,000 LUMEN Roadway	 (Gray)	6, 7, 10	1, 2, 7, 8	3	42/40	3000K	5,000+	B1-U0-G1	Upon Request	C2					
		42/40				4000K	5,000+	B1-U0-G2	C2							
	7,500 LUMEN Roadway	 (Gray)				59/60	3000K	7,500+	B1-U0-G1		D2					
		59/60				4000K	7,500+	B1-U0-G2	D2							
	12,000 LUMEN Roadway	 (Gray)				93/90	3000K	12,000+	B2-U0-G3		F2					
		93/90				4000K	12,000+	B2-U0-G3	F2							
	17,000 LUMEN Roadway	 (Gray)				127/130	3000K	17,000+	B3-U0-G3		I2					
		127/130				4000K	17,000+	B2-U0-G3	I2							
	20,000 LUMEN Roadway	 (Gray)				161/160	3000K	20,000+	B3-U0-G4		K3					
		161/160				4000K	20,000+	B3-U0-G4	K3							
31,500 LUMEN Roadway	 (Gray)	263/260	3000K	31,500+	B3-U0-G5	Q3										
	263/260	4000K	31,500+	B3-U0-G5	Q3											
Roadway	Modern	 (Gray)	1, 6, 7, 9, 10	1, 2, 7, 8	4	121/120	3000K	16,427	B2-U0-G3	Upon Request	H3					
							121/120	4000K	17,125		B2-U0-G3	H3				
							186/190	3000K	24,937		B3-U0-G4	L3				
							186/190	4000K	25,839		B3-U0-G4	L3				
							264/260	3000K	32,450		B3-U0-G5	Q3				
							264/260	4000K	33,910		B3-U0-G5	Q3				
							121/120	4000K	17,125		B2-U0-G3	Upon Request	H3			
							186/190	4000K	25,839		B3-U0-G4		L3			
							6, 7, 10	1, 8	4		264/260		4000K	33,910	B3-U0-G5	Q4
							2, 4, 8, 9*	2, 7								

Note: All roadway fixtures are grey unless otherwise noted

APPENDIX C:
Cost Estimate

Installation Cost - Dunlawton Avenue from Taylor Branch Road to Spruce Creek Road

Pay item	Description	Quantities	Unit Cost	Total Cost
* 0715-61-242	LIGHT POLE COMPLETE, F&I- STD, 35'	162	\$11,684.00	\$1,892,808
* 0715-5-31	LUMINAIRE & BRACKET ARM- ALUMINUM, FURNISH & INSTALL NEW LUMINAIRE AND ARM ON NEW/EXISTING POLE	44	\$2,152.70	\$94,719
* 0715-69-000	LIGHT POLE COMPLETE, REMOVE POLE AND FOUNDATION	193	\$948.12	\$182,987

Total Cost	\$1,987,527
-------------------	--------------------

* Unit Cost Derived from 12 Month FDOT Average

APPENDIX D:

Coordination with Power Company (FP&L)

Juan Camacho

From: Juan Camacho
Sent: Friday, January 9, 2026 8:34 AM
To: Juan Camacho
Subject: FW: [External] Fw: FPL Preferred Lighting Fixture(s) in Volusia & Flagler Counties

Juan Camacho, PE

Director of Traffic Engineering

Licensed in FL, NC

P 407.459.1631 | **M** 561.702.8157

www.vhb.com

From: Thrapp, Scot <Scot.Thrapp@fpl.com>
Sent: Thursday, November 20, 2025 4:15 PM
To: Tucci, Tony <Tony.Tucci@fpl.com>; Buonanni, Christopher <Christopher.Buonanni@fpl.com>
Subject: RE: FPL Preferred Lighting Fixture(s) in Volusia & Flagler Counties

Hi Chris,

We won't dictate any type of lights to the customer, it's always their responsibility to tell us what they would like to use. With that being said if this is an FDOT project from state funds then it will have to be the AEL ATB2 fixtures only. (BABA Compliant) If this is a City project then it can be anything from the catalog.

You can go ahead and connect them with me and I can speak to them. The funny thing is that we currently have a design for this same stretch of roadway from FDOT that we are working on. (FDOT 435591-1 / 439167-1 SR 421)

Thanks,
Scot

From: Abid Virani <avirani@vhb.com>
Sent: Thursday, November 20, 2025 1:01:50 PM
To: Buonanni, Christopher <Christopher.Buonanni@fpl.com>
Cc: Juan Camacho <jcamacho@vhb.com>
Subject: FPL Preferred Lighting Fixture(s) in Volusia & Flagler Counties

Hello Christopher,

VHB has been tasked with performing a corridor lighting analysis on Dunlawton Ave from Taylor Branch Rd to Spuce Creek Rd. For the purpose of analysis, could you please advise on FPL's preferred fixture(s) in Volusia and Flagler Counties?

Your assistance will be greatly appreciated.

Sincerely,



Abid Virani, PE
ITS Traffic Engineer
Orlando - ITS



P 407.641.0692
www.vhb.com

225 E. Robinson Street, Suite 300
Landmark Center Two
Orlando FL 32801-4326

This communication and any attachments to this are confidential and intended only for the recipient(s). Any other use, dissemination, copying, or disclosure of this communication is strictly prohibited. If you have received this communication in error, please notify us and destroy it immediately. Vanasse Hangen Brustlin, Inc. is not responsible for any undetectable alteration, virus, transmission error, conversion, media degradation, software error, or interference with this transmission or attachments to this transmission.

Vanasse Hangen Brustlin, Inc. | info@vhb.com