



MEETING NOTICE & AGENDA

Please be advised that the VOLUSIA TRANSPORTATION PLANNING ORGANIZATION (TPO) BOARD will be meeting on:

DATE: Wednesday, September 25, 2013

Please note DATE & TIME change!!

TIME: 9:00 a.m.

PLACE: Volusia TPO Conference Room
2570 W. International Speedway Blvd., Suite 100
Daytona Beach, FL 32114

Vice Mayor Nancy Long, Chairperson Presiding

AGENDA

- I. CALL TO ORDER / ROLL CALL / DETERMINATION OF QUORUM
- II. PLEDGE OF ALLEGIANCE
- III. PUBLIC COMMENT/PARTICIPATION *(Public comments may be limited to three (3) minutes at the discretion of the Chairperson)*
- IV. CONSENT AGENDA
 - A. AUGUST 28, 2013 VOLUSIA TPO BOARD MEETING MINUTES *(Contact: Pamela Blankenship) (Enclosures, pages 4-15)*
 - B. TREASURER'S REPORT *(Contact: Herbert Seely) (Enclosures, pages 4, 16)*
 - C. EXECUTIVE COMMITTEE REPORT -- Report by Vice Mayor Nancy Long, Chairperson *(Enclosures, pages 4, 17)*
 - D. TECHNICAL COORDINATING COMMITTEE REPORT -- Report by Mr. Clay Ervin, TCC Chairman *(Enclosure, page 4)*
 - E. CITIZENS ADVISORY COMMITTEE REPORT -- Report by Mr. Gilles Blais, CAC Chairman *(Enclosure, page 4)*
 - F. BICYCLE/PEDESTRIAN ADVISORY COMMITTEE REPORT -- Report by Mr. Robert Storke, BPAC Chairman *(Enclosures, pages 4, 18)*
 - G. TRANSPORTATION DISADVANTAGED LOCAL COORDINATION BOARD REPORT -- Report by Council Member Wagner, TDLCB Chairman *(Enclosures, pages 4, 19)*
 - H. REVIEW AND APPROVAL OF 2040 LONG RANGE TRANSPORTATION PLAN CONSULTANT TEAM *(Contact: Jean Parlow) (Enclosure, page 4)*

V. ACTION ITEMS

- A. **REVIEW AND APPROVAL OF RESOLUTION 2013-22 AMENDING THE FY 2012/13 – 2016/17 AND FY 2013/14 – 2017/18 TRANSPORTATION IMPROVEMENT PROGRAMS (TIPs)** *(Contact: Robert Keeth) (Enclosures, pages 20-99)*

VI. PRESENTATIONS, STATUS REPORTS AND DISCUSSION ITEMS

- A. **REVIEW OF DRAFT 2035 LONG RANGE TRANSPORTATION PLAN (LRTP) AMENDMENT INCORPORATING THE EXPANDED METROPOLITAN PLANNING AREA (MPA)** *(Contact: Lois Bollenback) (Enclosures pages 100-106)*
- B. **PRESENTATION ON SUNRAIL STATION DEVELOPMENT AND MARKETING ACTIVITIES** *(Contact: Lois Bollenback) (Enclosures, pages 107-118)*
- C. **PRESENTATION ON THE I-4 MASTER PLAN/MANAGED USE LANES PRELIMINARY DESIGN AND ENVIRONMENT (PD&E) STUDY UPDATE** *(Contact: Lois Bollenback) (Enclosures pages 119-137)*
- D. **FDOT REPORT** *(Contact: Claudia Calzaretta, FDOT District 5) (Enclosures, pages 138-145)*

VII. EXECUTIVE DIRECTOR'S REPORT *(Enclosure, page 146)*

- ® Reapportionment Update

VIII. VOLUSIA TPO BOARD MEMBER COMMENTS *(Enclosure, page 146)*

IX. INFORMATION ITEMS *(Enclosures, pages 146-149)*

- ® Citizens Advisory Committee Attendance Record – 2013
- ® Technical Coordinating Committee Attendance Record– 2013
- ® Bicycle/Pedestrian Advisory Committee Attendance Record – 2013

X. ADJOURNMENT *(Enclosure, page 146)*

The next Volusia TPO Board meeting will be October 23, 2013*

October Meeting Dates

Executive Committee, October 7, 2013 @ 3:00 p.m.

Bicycle/Pedestrian Advisory Committee, October 9, 2013 @ 3:00 p.m.

Citizens Advisory Committee, October 15, 2013 @ 1:30 p.m.

Technical Coordinating Committee, October 15, 2013 @ 3:00 p.m.

Volusia TPO Board, October 23, 2013 @ 9:00 a.m.

t uh\ " ..
o
h ..

NOTE: Individuals covered by the Americans with Disabilities Act of 1990 in need of accommodations for this public meeting should contact the Volusia TPO office, 2570 W. International Speedway Blvd., Suite 100, Daytona Beach, Florida 32114-8145; (386) 226-0422, extension 20416, at least five (5) working days prior to the meeting date.

NOTE: If any person decides to appeal a decision made by this board with respect to any matter considered at such meeting or hearing, he/she will need a record of the proceedings including all testimony and evidence upon which the appeal is to be based. To that end, such person will want to ensure that a verbatim record of the proceedings is made.

NOTE: The Volusia TPO does not discriminate in any of its programs or services. To learn more about our commitment to nondiscrimination and diversity, visit our Title VI page at www.VolusiaTPO.org or contact our Title VI/Nondiscrimination Coordinator, Pamela Blankenship, at 386-226-0422, extension 20416, or pblankenship@volusiatpo.org.

www.Facebook.com/VolusiaTPO

Check out and "Like" the Volusia TPO's Facebook page!

**MEETING SUMMARY
TPO BOARD
SEPTEMBER 25, 2013**

IV. CONSENT AGENDA

A. AUGUST 28, 2013 VOLUSIA TPO BOARD MEETING MINUTES

Minutes are prepared for each board meeting and said minutes must be approved by the Volusia TPO Board.

B. TREASURER'S REPORT

Monthly Treasurer Reports are prepared for review and approval by the Volusia TPO Board. The August 2013 Treasurer's Report are included for your information.

C. EXECUTIVE COMMITTEE REPORT

D. TECHNICAL COORDINATING COMMITTEE REPORT *(provided under separate cover)*

E. CITIZENS ADVISORY COMMITTEE REPORT *(provided under separate cover)*

F. BICYCLE/PEDESTRIAN ADVISORY COMMITTEE REPORT

G. TRANSPORTATION DISADVANTAGED LOCAL COORDINATING BOARD REPORT

I. REVIEW AND APPROVAL OF 2040 LONG RANGE TRANSPORTATION PLAN (LRTP) CONSULTANT TEAM

The Volusia TPO Executive Committee reviewed the selection process for the 2040 LRTP at a meeting on September 9, 2013. Committee members reviewed scoring and considered the evaluation process used by the selection committee. The Executive Committee voted unanimously to recommend the team of Ghyabi & Associates, Inc. to complete the 2040 LRTP. Approval of this recommendation will allow TPO staff to enter into contract negotiations with the selected firm.

ACTION REQUESTED:

MOTION TO APPROVE THE CONSENT AGENDA

**AUGUST 28, 2013 MEETING MINUTES
OF THE
VOLUSIA TRANSPORTATION PLANNING ORGANIZATION (TPO) BOARD**

2570 W. International Speedway Boulevard, Suite 100
Daytona Beach, FL 32114-8145

Members Present:

Mayor Jim Ardell
Commissioner Robert Gilliland
Mayor Harry Jennings **
Council Member Nick Koval
Mayor Pro Tem Leigh Matusick
Commissioner Chris Nabicht
Councilman Gene Emter
Commissioner Marshall Shupe **
Commissioner Penny Currie
Commissioner Rick Basso
Commissioner Jason McGuirk
Mayor Doug Gibson **
Council Member Ron Saylor **
Mayor Ed Kelley
Council Member Joe Perrone
Council Member Bob Ford
Vice Mayor Nancy Long, Chairperson
Council Member Deb Denys
Council Member Pat Patterson, 2nd Vice Chairman
Council Member Joshua Wagner
Council Member Pat Northey, 1st Vice Chairperson
Council Member Joyce Cusack
Council Member Doug Daniels
Linda Costello (non-voting)
Claudia Calzaretta (non-voting advisor)
Darren Lear (non-voting)
Robert Storke (non-voting)
Gilles Blais (non-voting)

Members Absent:

Mayor James Sowell **

**** Non-voting member in the small city vote rotations**

Others Present:

Pamela Blankenship, Recording Secretary
Lois Bollenback
Carole Hinkley
Robert Keeth
Stephan Harris
Herbert Seely
Jean Parlow
Debbie Stewart
Amy Blaida
Charles Cino
Rachel Ord

Representing:

Beverly Beach
Daytona Beach
Daytona Beach Shores
DeBary
DeLand
Deltona
Edgewater
Flagler Beach
Holly Hill
Lake Helen
New Smyrna Beach
Oak Hill
Orange City
Ormond Beach
Ponce Inlet
Port Orange
South Daytona
Volusia County
Volusia County
Volusia County
Volusia County
Volusia County
Volusia County
Volusia County School Board
FDOT District 5
TCC Chairman
BPAC Chairman
CAC Vice Chairman

Representing:

Pierson

Representing:

TPO Staff
TPO Staff
TPO Staff
TPO Staff
TPO Staff
TPO Staff
TPO Staff
TPO Staff
TPO Staff
RS&H
Volusia TPO Attorney
Bunnell

Others Present:

Tomm Friend
Rich Walton
Pedro Leon
Billie Wheeler
Gary Brown
John Leif Ersland
Marilyn Wheeler
Charlie Faulkner
Kellie Smith
Mark Garcia
Mary Schoelzel
Alan Hyman
Sally Sherman
Barbara Revels
Robert Asbill
Lorelle Friend
Martha Moore
Tonya West
Luis Diaz
Pat Gadbaw
Gary Huttman
Ella Jordan
Debbie Connors
Bill McGuire
Jose Papa
Steve Wigle
Beth Lemke
Bill McCord
Greg Kisela
Shannon Lewis
Wayne Clark
Shawn Collins
Big John
Lara Bouck
Rob Palmer
Fabricio Ponce
Eric Hill
Robert Baker
Susan Hill
Jackie Uhrig
John Angiulli
Mary A. Connors
Melissa Winsett
Heather Blanck
Steve Sherrer

Representing:

CAC
Daytona Beach
Daytona Beach International Airport
Daytona Beach Shores
Daytona Beach Shores
Daytona Beach Shores
Daytona Beach Shores
Faulkner & Associates
FDOT
FDOT
FDOT
FDOT
Flagler County
Flagler County
Florida Highway Patrol
Friends of Spruce Creek Preserve
Ghyabi & Associates
Ghyabi & Associates
HNTB
League of Women Voters
MetroPlan
New Smyrna Beach
P.O./S.D. Chamber of Commerce
Palm Coast
Palm Coast
Parsons Brinkerhoff
Planning Solutions
Port Orange
Port Orange
Port Orange
Port Orange
PP&E/Turnbull Bay Community
Press
RS&H
RS&H
Tindale-Oliver & Associates
Turnbull Bay Community
Turnbull Bay Community
Turnbull Bay Community
Vocational Rehabilitation
Volusia County
Volusia County
Volusia County Traffic Engineering
Votran
Votran

I. **Call to Order / Roll Call / Determination of Quorum**

The meeting of the Volusia Transportation Planning Organization (TPO) Board was called to order at 9:00 a.m. by Chairperson Nancy Long. The roll was called and it was determined that a quorum was present.

Chairperson Long recognized Commissioner Barbara Revels from Flagler County and Vice Mayor Bill McGuire from Palm Coast.

II. Pledge of Allegiance

III. Public Comment/Participation

Chairperson Long requested that both the public and board member comments be limited to three minutes. She asked the board members to raise their nameplates to indicate they wished to speak.

There were no public comments at this point in the meeting.

IV. Consent Agenda

- A. June 25, 2013 TPO Board Meeting Minutes
- B. Treasurer's Report
- C. Executive Committee Report
- D. Technical Coordinating Committee (TCC) Report
- E. Citizens Advisory Committee (CAC) Report
- F. Bicycle/Pedestrian Advisory Committee (BPAC) Report
- G. Transportation Disadvantaged Local Coordinating Board (TDLCB) Report
- H. Transportation Disadvantaged Local Coordinating Board (TDLCB) Appointments/Resignation
- I. Bylaws Subcommittee Report
- J. Central Florida MPO Alliance (CFMPOA)/West Florida Chairs Coordinating Committee (CCC) Report
- K. MPO Advisory Council (MPOAC) Report
- L. Review and Approval of Resolution 2013-18 and Resolution 2013-19 Terminating the Local Agency Program (LAP) Agreements with FDOT for XU ITS/Traffic Operations/Safety and Bicycle/Pedestrian Feasibility Studies
- M. Review and Approval of 2040 Long Range Transportation Plan Consultant Team

[Handouts provided]

MOTION: *Mayor Jennings moved approval of the Consent Agenda. Commissioner Gilliland seconded the motion which carried unanimously.*

V. Action Items

A. Review and Approval of Resolution 2013-20 Adopting the River to Sea TPO Bylaws

Ms. Bollenback explained that the Bylaws Subcommittee had completed a comprehensive review and update of the bylaws to reflect changes associated with expansion of the metropolitan planning area (MPA). The draft bylaws and alternative language proposed by the city of Palm Coast had been presented at the June meeting of the TPO Board. The TPO Board directed the Bylaws Subcommittee to meet again to consider the alternate language and clarify the role and responsibilities of the vice chairperson. The subcommittee met on July 22, 2013 and finalized their review of the bylaws with input and support from Flagler County and Palm Coast representatives.

CAC Chairman Blais noted there was more than one river in the TPO planning area. He suggested calling the organization the "Rivers to Sea TPO."

MOTION: *Council Member Patterson moved approval of Resolution 2013-20 adopting the River to Sea TPO Bylaws. Mayor Jennings seconded the motion which carried unanimously.*

B. Review and Approval of Resolution 2013-21 Adopting the 2013 Volusia TPO Transportation Priority Project Lists

OPEN PUBLIC HEARING ON THE 2013 VOLUSIA TPO TRANSPORTATION PRIORITY PROJECT LISTS

Chairperson Long opened the public hearing at 9:06 a.m.

Mr. John Leif Ersland, Chairman of the Daytona Beach Shores Pedestrian Safety Committee, stated that he and the committee were vitally interested in improving the safety of the residents of Daytona Beach Shores and they looked forward to working with the TPO.

Chairperson Long closed the public hearing at 9:07 a.m.

Mr. Keeth explained that the CAC and TCC had recommended several changes to the project priority list which provided clarification on the projects. All of the changes recommended have been incorporated with the exception of one, the Beach Street Road Diet project. Both committees recommended that project be deleted from the priority list pending receipt of a letter from Daytona Beach requesting its removal. An email from Daytona Beach requesting the project's removal was received late yesterday and therefore should be removed from the priority list (project #6 on the Traffic Ops/ITS/Safety C List).

MOTION: *Commissioner Gilliland moved approval of Resolution 2013-21 adopting the 2013 Volusia TPO Transportation Priority Project Lists with the removal of the Beach Street Road Diet project. The motion was seconded by Mayor Jennings which carried unanimously.*

C. Review and Approval of Resolution 2013-22 Amending the FY 2012/13 – 2016/17 and FY 2013/14 – 2017/18 Transportation Improvement Programs (TIPs)

Mr. Keeth explained that the CAC and TCC had recommended approval of the TIP amendment with the exception of Segment 7 of the East Central Florida Regional Rail Trail (ECFRRT). They recommended returning this project to its previous funding structure in the currently adopted Work Program and TIP.

Council Member Northey asked for clarification on the change to segment 7 of the East Central Florida Regional Rail Trail.

Ms. Bollenback explained that each year the TPO submits priority lists to FDOT for use in allocating funds. FDOT programmed a project with XU funds that was not on the TPO's priority list; XU funding was programmed on a project from the Transportation Alternative Project (TAP) list. FDOT is unsure how that occurred. This funding allocation is outside of the TPO's annual amount, which happens occasionally; however, FDOT will typically let the TPO know they have additional money and ask where it should be programmed. She recommended moving the funding back to the reserve box and programming it in accordance with TPO priorities. FDOT stated there may be a concern that if this is done, FHWA may penalize the TPO for not spending down current year funds. She asked FHWA to comment but has not heard back. Ms. Bollenback stated it is uncertain where the money put on Segment 7 came from. The project is already in the TIP and FDOT is asking to change the fund source from local funds to XU funds. The project will still move forward as it is currently programmed in the TIP.

Council Member Northey stated she would speak with Ms. Bollenback later about the project.

Mr. Keeth explained that there were two additional changes to the TIP amendments: two Votran projects should be added to Exhibit B: the New Smyrna Beach Transfer Station and the Westside Maintenance Facility.

MOTION: *Commissioner Gilliland moved approval of Resolution 2013-22 amending the FY 2012/13 – 2016/17 and FY 2013/14 – 2017/18 Transportation Improvement Programs (TIPs) as amended. The motion was seconded by Council Member Patterson.*

Mr. Jerry Brinton, Volusia County engineer, stated that any change to the funding of Segment 7 of the East Central Florida Regional Rail Trail project would have an impact. Volusia County had local funding programmed on the project and they are working with FDOT to fund the entire system. The next piece, from Cow Creek to Brevard County, is funded by FDOT for construction; design and survey are not funded. FDOT informed the county that they could use federal funds to displace the local funds and then use those local funds to do the design and survey on the next segment. The Volusia County Council took action to advertise

for construction for the segment from Cow Creek to Rotary Park which includes a bridge over SR 442 that has already been awarded a contract. The advertisement is based on 100% federal funding. Changing the funding now would have a significant impact on the entire project and it would not allow the county to take those local funds and place them on the next segment's design and survey.

Commissioner Basso asked how the construction phase got funded prior to the engineering phase.

Mr. Brinton responded that it was based on Volusia County coming up with a funding plan.

Council Member Northey asked to have the motion withdrawn from consideration. She added she would not support a motion that interfered with the project moving forward.

Commissioner Gilliland asked if the TIP amendment was time-sensitive.

Ms. Bollenback answered that her concern was that FDOT had taken an action that went against the TPO's process without communicating to the TPO Board.

Ms. Mary Schoelzel, FDOT, stated that FDOT had made a mistake; typically, when the department programs a project they will have verification from the TPO and/or the local entities. This project fell through the cracks. FDOT is attempting to find another way to fund the project with federal funds.

Ms. Bollenback added that it was not time sensitive to the TPO.

Ms. Schoelzel responded that it was not time sensitive for FDOT either.

Commissioner Basso asked if protocol would be followed.

Ms. Schoelzel responded yes.

Mr. Brinton noted that postponing it until September would not cause any issues for the county.

Commissioner Gilliland withdrew his motion and Council Member Patterson withdrew his second.

MOTION: *Commissioner Gilliland moved to continue the approval of Resolution 2013-22 amending the FY 2012/13 – 2016/17 and FY 2013/14 – 2017/18 Transportation Improvement Programs (TIPs) until the September 25, 2013 Volusia TPO Board meeting. The motion was seconded by Council Member Patterson and carried unanimously.*

- D. Review and Approval of Resolution 2013-23 Amending the 2035 Long Range Transportation Plan (LRTP) Report by Adding an Interchange at I-95 and Pioneer Trail

***OPEN PUBLIC HEARING TO AMEND THE 2035 LONG RANGE TRANSPORTATION PLAN (LRTP) REPORT BY
ADDING AND INTERCHANGE AT I-95 AND PIONEER TRAIL TO THE UNFUNDED NEEDS LIST***

Chairperson Long opened the public hearing at 9:28 a.m.

Ms. Debbie Connors, Executive Director of the South Daytona Chamber of Commerce, stated that the Chamber supported the Pioneer Trail Interchange. It will relieve the pressure on Dunlawton Avenue and the continued growth on the west side of Port Orange.

Ms. Lorelle Friend, Friends of Spruce Creek stated that the Pioneer Trail Interchange had been removed from LRTP as many times as it had been added. The TPO removed it from the priority list of the 2025 adopted cost-feasible LRTP in 2007 and again from the 2035 LRTP draft in March 2008. The TPO Board is now being asked to amend the 2035 LRTP to include the project. She quoted that the 2035 LRTP amendment

procedure states that amendments to add projects still must go through the technical review process. She added that she has not received a requested copy of the technical review and asked why the project was not being submitted for the 2040 LRTP. She requested that the board members maintain the integrity of the TPO process as mandated and require the project be submitted the same way every other project has been.

Mr. Tomm Friend, CAC member for over six years, stated that he had been a member of the 2035 LRTP Subcommittee when the Pioneer Trail Interchange was submitted for the needs list. He explained what it meant to classify a project as a need and noted that there is no need for the interchange. The project was presented for the needs list, the TCC reviewed it and concluded that there was no need. The interchange is part of Port Orange and Volusia County's comprehensive plans. The area the interchange is being proposed in is a large lot, residential neighborhood which borders Spruce Creek Swamp. Fourteen hundred acres have been set aside to protect the watershed with private money. The traffic on Pioneer Trail is currently 3000 cars per day; the same as it was in 2004. The 2009 study of the SR 421 Dunlawton Interchange looked at Pioneer Trail as an option and concluded that it would reduce traffic by eight cars during peak hour.

Dr. Eric Hill, Turnbull Bay resident, gave a PowerPoint presentation reviewing three studies that have included the Pioneer Trail Interchange. He stated that Port Orange wants to relieve congestion and Volusia County wants economic development. The interchange will cause a net decrease in traffic volumes which will not be significant. The Volusia County Council voted 6-1 to put the Pioneer Trail Interchange back on the LRTP. The 2008 Southeast Volusia Regional Transportation Study (SVRTS) was never completed because no one could agree on what they wanted. The study was very comprehensive and accurate and concluded that the roads would fail; Dunlawton Avenue will fail with or without the Pioneer Trail Interchange. He recommended interchanges at either Madeline Avenue or Martins Dairy Road at the top of the Stanaki property at the as alternate options.

Ms. Ella Jordan, Turnbull Bay resident, stated that her concern is that the traffic will make Pioneer Trail and Turnbull Bay Road hazardous; the area is made up of neighborhoods and that is where the traffic will end up. She asked the board members to look at the area. A lot of land and easements would need to be purchased in order to make the area acceptable and non-hazardous.

Ms. Susan Hill, Turnbull Bay resident, explained her concern is deforestation, the destruction of naturally-occurring forest primarily due to human activities and clearing livestock/agriculture. She added that the immediate, short-term gains and economic benefits of the interchange will not offset the long-term economic development. In the last three months she almost became a fatality of the road she lives on. She implored the board to look out for the safety of human and animal life; making the area urbanized will affect the quality of life.

Mr. Robert Baker, Turnbull Bay resident, stated that page eight of the June 18, 2013 CAC minutes quotes FDOT giving a cost of \$72.5 million for the Pioneer Trail Interchange. The Turnbull Bay residents have protested the interchange for many years and attended hundreds of meetings. Port Orange's initial argument for the interchange was to relieve traffic at Taylor Road and I-95. The 2008 SVRTS showed there would be no traffic relief or benefit to Port Orange or any other city. Former County Chair Frank Bruno and Council Member Jack Hayman had requested it be removed from the priority list. Former Council Member Joie Alexander did not commit to remove it from the list nor did she commit to leave it on the list. The cost approaches \$100 million for the interchange. The 2035 LRTP can be amended each May and November at the request of the TPO which means the interchange can go to the top of the list in six months. He concluded that any disaster can create jobs very quickly; the area does not need the jobs that this interchange will create.

Mr. Shawn Collins, Principal Planners & Engineers, Inc. (PPE), explained his history with the TPO and as a consultant. He explained that a 2005 study was completed by FDOT as a result of systems interchange project. Six new interchanges were studied during the process, one of which was the Pioneer Trail Interchange. Of the six interchanges studied, only two of them warranted being moved to the Strategic Intermodal Systems (SIS). The Pioneer Trail Interchange will provide no improvement in the level of service.

Mr. Collins went on to emphasize that the integrity of the process must be protected. The Pioneer Trail Interchange has not followed the process. He requested that the project be submitted for the 2040 LRTP which will be commencing shortly.

Chairperson Long closed the public hearing at 9:49 a.m.

Mr. Jerry Brinton, Volusia County engineer, gave a PowerPoint presentation on the need for the interchange. He explained that recently the city of New Smyrna Beach joined Port Orange and the Volusia County Council in formally requesting that the Pioneer Trail Interchange be restored to the 2035 LRTP unfunded needs list. He outlined the steps the project would undergo including an Interchange Justification Report (IJR); Efficient Transportation Decision-Making (ETDM) process; and a Preliminary Design and Environment (PD&E) study. Mr. Brinton stated that the interchange is needed because it will relieve congestion at Dunlawton Avenue and I-95, relieve future congestion at SR 44 and I-95, enhance hurricane evacuation routes, support comprehensive plans and increase economic development.

Council Member Koval commented that he had traveled the area a number of times this summer and had encountered no traffic during rush hour. He added that he was not convinced that a \$30 million interchange would benefit anyone. He asked if there been a drive time study for those who live between SR 44 and Dunlawton Avenue.

Mr. Brinton responded that there had not been a study done to his knowledge; all the studies have been global.

Council Member Cusack asked if the interchange had ever been on the 2035 LRTP.

Mr. Brinton stated that it had not been on the 2035 LRTP. The plan is updated every five years and prior to 2010, the interchange was on every update.

Council Member Cusack asked if it would cause a critical delay if the project went through the process for the 2040 LRTP.

Mr. Brinton responded that the project would lose momentum. The county's \$10 million local investment is dated for three to five years from now. Without the Williamson Boulevard extension, an interchange will not relieve Dunlawton Avenue. It is critical to do this now.

Discussion continued.

Commissioner Basso asked what the results of the votes were in Port Orange and New Smyrna Beach.

Commissioner McGuirk stated the New Smyrna Beach Commission voted 4-1 in favor of the interchange.

Commissioner Ford noted that the Port Orange Commission also voted 4-1 in favor of the interchange.

Mayor Pro Tem Matusick stated that the TPO has a process that needed to be followed. The studies have not been done and she would prefer to know if the interchange is needed before spending the money. Because of the location and nature of the project the TPO has a responsibility to look at it first to determine if it is needed.

Commissioner McGuirk noted that the interchange had been planned for 30 years in New Smyrna Beach; planning placed it on the LRTP and politics took it off. There is a tremendous amount of growth coming to the area.

Councilman Emter stated that the fact that it was on previous LRTPs was irrelevant. He reviewed the actions taken by the cities and the CAC and TCC noting there were conflicting opinions everywhere. The politics of the issue should have nothing to do with this discussion. The merits of interchange are not up to the board

to determine; they have never been thoroughly studied and there has been no conclusive evidence for or against the interchange. The only rationale for the interchange is that it will alleviate congestion at Dunlawton Avenue which is caused by the concentration of housing and commercial developments. If the development is removed, the congestion will go away. He stressed the importance of maintaining the integrity of the TPO policies and procedures that the board is expected to follow. He pointed out that there were five pages of amendment procedures for the LRTP. The board can overrule those requirements as necessary to comply with administrative requirements of federal or state governments; neither of which apply in this case. Preliminary study is used to protect the LRTP from random amendments which includes an analysis of the environmental, financial, traffic, social impacts, etc. None of those have been followed and the board is in the process of violating its own rules. He stated that the interchange should be submitted for the 2040 LRTP and not amended into the 2035 LRTP.

Commissioner Ford noted that he would be arguing against the interchange as a representative of District 1 in Port Orange and for it as a representative of the entire Port Orange Commission. Local traffic should be kept off I-95 and the number of interchanges should be kept as few as possible. He pointed out that a four-lane road parallel to I-95 was built to keep I-95 as a thoroughfare. As a District 1 representative, the residents are being asked to fund further westward expansion which is moving into critical habitats and destroying the characteristic of the rural area. The answer to the traffic problem on Dunlawton Avenue is to build an interchange at Madeline Avenue not Pioneer Trail. He recommended broadening the motion to include a request for either a Madeline Avenue or Pioneer Trail Interchange. He added that the Port Orange Commission did not entirely agree with him and added that he would be voting for the Pioneer Trail Interchange.

Council Member Northey stated that comprehensive plans already indicate the area will be developed. Williamson Boulevard is critical.

MOTION: *Council Member Northey moved to approve Resolution 2013-23 amending the 2035 Long Range Transportation Plan (LRTP) Report by adding an interchange at I-95 and Pioneer Trail to the unfunded needs list. The motion was seconded by Mayor Kelley.*

Council Member Daniels stated that he supported the motion and encouraged the board to think about economic development. Volusia County is at the bottom of all economic statistics; when Amazon.com looked at Volusia County they said that there was no interchange that they could use. The infrastructure to attract economic development needs to be built.

Council Member Patterson stated that both the Pioneer Trail and Madeline Avenue interchanges are needed.

Commissioner Nabicht called the question.

A roll call vote was taken and the motion carried with a weighted vote of 84.15% in approval and 15.85% in opposition.

E. Review and Approval of Regional Priority Lists Developed through the Central Florida MPO Alliance (CFMPOA)

Ms. Bollenback explained that in addition to the information presented there was funding available for the right-of-way on the East Central Florida Regional Rail Trail and the TPO is working with FDOT to add it to the Work Program. The regional priority lists will be updated to reflect that funding prior to their approval by the CFMPOA in October. She added that the lists were a regional effort to communicate to FDOT what the collective priorities are.

MOTION: *Commissioner Gilliland moved to approve the Regional Priority Project Lists developed through the Central Florida MPO Alliance (CFMPOA). The motion was seconded by Council Member Patterson and carried unanimously.*

VI. Presentations, Status Reports, and Discussion Items

A. Presentation and Review of Alternatives Analysis Funding Options

Ms. Bollenback stated that Volusia County was still looking into potential projects which could have local funds swapped with federal funds. She added that she was working on scheduling a workshop that will follow the September TPO Board meeting to discuss passenger rail development and the Alternatives Analysis.

B. Presentation Proposed Votran Fare Increases

Mr. Steven Sherrer, General Manager of Votran, gave a PowerPoint presentation on the proposed increases to Votran fares. If approved, the regular bus fares will increase from \$1.25 to \$1.50 in February 2014 and from \$1.50 to \$1.75 in February 2015. He announced the following public meetings:

September 10 - Votran (1:00 p.m. and 5:30 p.m.)

September 11 - DeLand (TCK Administration Center at 5:30 p.m.)

September 17 - New Smyrna Beach (Brannon Center at 5:30 p.m.)

September 18 - Orange City (Orange City Council Chambers at 5:30 p.m.)

C. FDOT Report

Ms. Claudia Calzaretta, FDOT District 5 Liaison, provided a brief update on the FDOT report.

Mayor Pro Tem Matusick asked about the recent automobile accidents on I-4 in the construction zone between SR 44 and I-95.

Mr. Mark Garcia, FDOT DeLand Operations Engineer for the I-4 construction project, explained the challenges that are occurring with the construction on I-4 which include: getting emergency vehicles to the accident sites; relocating vehicles following the accidents; detouring traffic around the accident scenes; and conducting law enforcement activities because there is nowhere to pull vehicles over. He explained that the work zone meets design standards and contract requirements but the current conditions were not anticipated when the scope was developed several years ago and FDOT underestimated the human behavior element. FDOT has met with Volusia County fire services, emergency services, Daytona Beach fire department, Florida Highway Patrol (FHP) and Mr. Steve Wigle, Senior Project Engineer. He reviewed the options that have been implemented including removing the barrels that were on the highway, adding a contingency detour system that will be activated once there is an accident and removing over half of the barrier wall. The goal is to install outside shoulders almost continuously on both sides of the road so when there is an accident emergency vehicles can utilize the shoulder to get to the accident scene; it will allow the cars to be detoured around the accident. He noted that they expect to have the western portion in place by the end of September and the eastern portion in early November.

Council Member Northey stated that she had spoken with Mr. Garcia extensively and noted that he had done a great job explaining what was being done. What has been put in place has already made a difference. She expressed concern that there needed to be more law enforcement officers in the area. She asked if FDOT had ever paid for FHP to be present. She added that the road is extremely bumpy when cars are heading west on I-4 where the new pavement goes to old pavement.

Mr. Wigle stated that they had Florida Highway Patrol (FHP) present on I-4 under a hire back program. The problem is that is difficult for them to pull people over but that will change once the shoulders are installed. They are looking into the bumpy pavement and will smooth it out.

Commissioner Basso asked if a turn-around could be placed to allow cars to turn back towards I-95 near SR 44 in the event of an incident that stops traffic flow. He asked where the signs would be placed and if the

turn-around location could be identified on them. He also asked if the shoulders were considered an additional expense and how much they cost.

Mr. Garcia responded that adding additional crossovers was very complicated because you have to add an additional shoulder on the inside. They looked at hand-cranked movable openings but concluded it was best to have the contractor lift the barrier wall out if needed. The additional shoulders will be accomplished through a supplemental agreement and will initially cost \$2.6 million; they are pursuing federal reimbursement and have encumbered state funds. There is no final amount yet.

Discussion continued.

VII. Executive Director's Report

® Reapportionment Update

Ms. Bollenback noted that TPO staff has an upcoming meeting with Palm Coast's staff. Palm Coast has not yet submitted a resolution of support. She explained that the draft documents will be provided to the board in September for review.

® Passenger Rail Workshop

Ms. Bollenback noted that there would be a presentation on SunRail during the next TPO meeting and reminded the members a passenger rail workshop would follow that meeting.

® SunRail Update

Ms. Bollenback announced that there would be a "Sneak Peek" SunRail ride on September 13 and space was still available for those interested.

Ms. Bollenback announced that the January TPO Board meeting was scheduled for the day after the CAC and TCC meetings; it may be necessary to reschedule the meeting.

VIII. Volusia TPO Board Member Comments

Commissioner Basso apologized for being late. He added that he supported the River to Sea TPO Bylaws but wanted to be sure that an opportunity would be provided for the Small City Alliance members to speak to each other prior to a TPO Board roll call vote in order to obtain a majority. He noted that he also would like to have members of the Small City Alliance afforded the opportunity to participate on the subcommittees.

IX. Information Items

- ® Bicycle/Pedestrian Advisory Committee Attendance Record – 2013
- ® Citizens' Advisory Committee Attendance Record – 2013
- ® Technical Coordinating Committee Attendance Report – 2013
- ® FDOT Response to Palm Coast regarding Reapportionment Questions
- ® Share the Road Celebration of Cycling
- ® SunRail Sneak Peek Ride/Celebration

X. Adjournment

There being no further business, the meeting adjourned at 11:13 a.m.

CITY OF SOUTH DAYTONA, VICE MAYOR NANCY LONG
CHAIRPERSON, VOLUSIA TPO

CERTIFICATE:

The undersigned, duly qualified and acting Recording Secretary of the Volusia TPO certified that the foregoing is a true and correct copy of the minutes of the August 28, 2013 regular meeting of the Volusia Transportation Planning Organization (TPO) Board, approved and duly signed this 25th day of September 2013.

PAMELA C. BLANKENSHIP, RECORDING SECRETARY
VOLUSIA TRANSPORTATION PLANNING ORGANIZATION

VOLUSIA TRANSPORTATION PLANNING ORGANIZATION
MONTHLY TREASURER REPORT FY 13/14
PERIOD ENDING AUGUST 31, 2013

| <u>DESCRIPTION</u> | <u>12/13 BUDGET</u> | <u>CURRENT MONTH</u> | <u>FYTD TOTAL</u> | <u>UNDER (OVER) BUDGET</u> | <u>FYTD % BUDGET</u> |
|--------------------------------------|-------------------------|--------------------------|-----------------------|--------------------------------|--------------------------|
| <u>REVENUES</u> | | | | | |
| LOCAL FUNDS | \$162,364.00 | \$6,932.82 | \$46,371.21 | \$115,992.79 | 28.56% |
| STATE FUNDS | 50,915.00 | 0.00 | 0.00 | 50,915.00 | 0.00% |
| FEDERAL FUNDS | 1,865,453.00 | 0.00 | 0.00 | 1,865,453.00 | 0.00% |
| <u>REVENUES</u> | \$2,078,732.00 | \$6,932.82 | \$46,371.21 | \$2,032,360.79 | 2.23% |
| <u>EXPENSES</u> | | | | | |
| SALARIES | \$530,254.00 | \$33,954.23 | \$72,615.77 | \$457,638.23 | 13.69% |
| FRINGE BENEFITS | 176,185.00 | 16,595.33 | 26,796.91 | 149,388.09 | 15.21% |
| OFFICE SUPPLIES | 12,500.00 | 2,224.71 | 2,254.24 | 10,245.76 | 18.03% |
| POSTAGE | 13,800.00 | 1,437.86 | 1,716.47 | 12,083.53 | 12.44% |
| OFFICE RENT EXPENSE | 128,959.00 | 21,081.00 | 29,754.77 | 99,204.23 | 23.07% |
| ADVERTISING | 4,000.00 | 267.65 | 601.43 | 3,398.57 | 15.04% |
| PRINTING | 5,000.00 | 198.93 | 198.93 | 4,801.07 | 3.98% |
| CONFERENCE, WORKSHOPS & SEMINAR FEES | 5,720.00 | 100.00 | 330.00 | 5,390.00 | 5.77% |
| FEES | 28,600.00 | 6,357.31 | 6,671.44 | 21,928.56 | 23.33% |
| DUES | 1,475.00 | 0.00 | 205.00 | 1,270.00 | 13.90% |
| PUBLICATIONS | 1,500.00 | 0.00 | 0.00 | 1,500.00 | 0.00% |
| COPY EXPENSE | 26,500.00 | 1,680.30 | 2,336.40 | 24,163.60 | 8.82% |
| COPY MACHINE COSTS | 27,730.00 | 850.84 | 1,701.84 | 26,028.16 | 6.14% |
| TRAVEL EXPENSE | 24,500.00 | 366.04 | 497.46 | 24,002.54 | 2.03% |
| AWARDS PROGRAM/PROMO | 10,500.00 | 0.00 | 0.00 | 10,500.00 | 0.00% |
| SPECIAL STUDIES | 837,092.00 | 0.00 | 0.00 | 837,092.00 | 0.00% |
| PROFESSIONAL SERVICES | 162,100.00 | 9,681.30 | 9,681.30 | 152,418.70 | 5.97% |
| MEETING EXPENSE | 2,500.00 | 228.41 | 228.41 | 2,271.59 | 9.14% |
| LIABILITY INSURANCE | 10,000.00 | 0.00 | 2,500.25 | 7,499.75 | 25.00% |
| REPAIRS | 1,500.00 | 0.00 | 0.00 | 1,500.00 | 0.00% |
| NETWORK COSTS | 26,865.00 | 1,964.95 | 2,134.88 | 24,730.12 | 7.95% |
| CAPITAL OUTLAY | 12,000.00 | 1,600.00 | 1,600.00 | 10,400.00 | 13.33% |
| SOFTWARE | 9,718.00 | 2,191.99 | 2,191.99 | 7,526.01 | 22.56% |
| TELEPHONE | 3,628.00 | 198.00 | 396.00 | 3,232.00 | 10.92% |
| EDUCATION | 2,750.00 | 0.00 | 0.00 | 2,750.00 | 0.00% |
| CONTINGENCY | 13,356.00 | 0.00 | 0.00 | 13,356.00 | 0.00% |
| <u>EXPENSES</u> | \$2,078,732.00 | \$100,978.85 | \$164,413.49 | \$1,914,318.51 | 7.91% |
| <u>BALANCE</u> | \$0.00 | (\$94,046.03) | (\$118,042.28) | \$118,042.28 | |
| 16.67% OF YEAR COMPLETE | | | | | |
| Cash Balance as of AUGUST 31, 2013 | <u>\$393,180.28</u> | | | | |



**EXECUTIVE COMMITTEE
MEETING SUMMARY
SEPTEMBER 5, 2013**

- Approved Traffic Engineering Data Solutions, Inc. and GMB Engineers and Planners, Inc. as the consultants for XU Traffic Ops/ITS/Safety Feasibility Studies
- Approved Reynolds, Smith & Hills, Kimley-Horn, Infrastructure Engineers and Lassiter Transportation Group as the consultants for XU Bicycle/Pedestrian Feasibility Studies
- Discussed the status of the TIP amendment for Segment 7 of the East Central Florida Regional Rail Trail project and directed the FDOT Liaison to request the District Secretary be present at the TPO Board meeting and brief her on the issues; directed TPO staff to review the projects in the TIP roll forward amendment for any issues that may occur if no action is taken by the TPO Board
- Approved the draft September 25, 2013 Volusia TPO agenda with a modification
- Discussed the process for selecting the 2040 Long Range Transportation Plan (LRTP) consultant
- Approved a motion to eliminate Jacobs Engineering and Tindale-Oliver & Associates from the firms being considered for the 2040 LRTP contract
- Discussed the consultant selection process
- Approved Ghyabi & Associates to be recommended to the TPO Board as the consultant for the 2040 LRTP update
- Received update on the passenger rail workshop and reapportionment

THE NEXT EXECUTIVE COMMITTEE MEETING WILL BE ON MONDAY, OCTOBER 7, 2013



Bicycle/Pedestrian Advisory Committee (BPAC) Meeting Summary September 11, 2013

- Approved the minutes of the August 14, 2013 BPAC meeting
- Recommended approval of consulting firms for XU Bicycle/Pedestrian Project Feasibility Studies
- Received a presentation on the Share the Road-Celebration of Cycling Event
- Received a presentation on SunRail
- Received a presentation on Resolution 2013-XX amending the FY 2013/14 to FY 2017/18 TIP by adding FM #4154348 – East Central Regional Rail Trail Segment 4A
- Received an update on the results of the August 27, 2013 Pedestrian Crosswalk Safety Workshop
- Received an update on the status of the Volusia County Bicycling Map for the Experienced Cyclist

*****The next BPAC meeting will be on Wednesday, October 9, 2013*****



TDLCB Meeting Summary September 11, 2013

- **Approved** the July 10, 2013 meeting minutes
- **Approved** the Paratransit reports submitted by Votran for the months of June and July 2013
- **Approved** Votran's Actual Expenditure Report (AER) for Fiscal Year 2012-2013
- **Approved** Votran's Annual Operating Report (AOR) for Fiscal Year 2012-2013
- **Approved** sending a letter to the Volusia County Council on behalf of the TDLCB showing support for Votran's fare increase
- **Tabled** discussion concerning Paratransit Services in the Volusia County Service Area
- **Received** presentation on proposed Votran fare increase
- **Received** annual member Training and Orientation
- **Received** copy of Easter Seals' "Neighborhood Wayfinding Assessment" pocket guide
- **Received** copy of letter assigning new member to the TDLCB representing Department of Education

Next meeting of the TDLCB will be November 13, 2013

**MEETING SUMMARY
TPO BOARD
SEPTEMBER 25, 2013**

V. ACTION ITEMS

A. REVIEW AND APPROVAL OF RESOLUTION 2013-22 AMENDING THE FY 2012/13 – 2016/17 AND FY 2013/14 – 2017/18 TRANSPORTATION IMPROVEMENT PROGRAMS (TIPs)

Background Information:

This is a proposal to amend the FY 2012/13 to FY 2016/17 TIP as prescribed in Attachment "A" and to amend the FY 2013/14 to FY 2017/18 TIP as prescribed in Attachment "B".

The amendment was presented to the board for approval at the August meeting; however, the board voted to continue the item pending resolution of an issue relating to the proposed funding of FM #4154347 (East Central Regional Rail Trail – Segment 7) with XU funds. FDOT has since resolved that issue by replacing the XU funds with ACCM (advanced construction congestion mitigation funds) as shown on page 4 of both attachments.

In addition, project, FM #4154348 (East Central Regional Rail Trail – Segment 4A) has been added (page 4 of Attachment "A" and page 5 of Attachment "B"). The Volusia TPO staff identified \$439,767 in TALU (TAP) funds available to be programmed in FY 2013/14. The East Central Regional Rail Trail (all segments) is the top priority on our prioritized list of projects for TAP funds. Volusia County staff requested that these funds be used to purchase right-of-way for Segment 4A of the trail between Guise Road and Gobblers Lodge Road. The 20% local match requirement will be satisfied with the county's \$10,233 cash commitment plus the value of in-kind services. Funding for construction has not yet been identified.

This major amendment, which occurs every year, is needed to reconcile the TIP with FDOT's adopted Work Program, in what is known as a "roll forward" TIP amendment. Around mid-to-late July, FDOT releases the Roll Forward Report. This report lists the projects that did not get authorized by the end of the last fiscal year and have been rolled forward in the newly adopted Work Program. The TPO uses this list to process a roll forward TIP amendment.

In addition to these "roll forward" projects, this amendment includes several new projects and corrects existing projects in the FY 2013/14 to FY 2017/18 TIP. It also includes a number of aviation projects.

ACTION REQUESTED:

MOTION TO APPROVE RESOLUTION 2013-22 AMENDING THE FY 2012/13 – 2016/17 AND FY 2013/14 – 2017/18 TRANSPORTATION IMPROVEMENT PROGRAMS (TIPs)

VOLUSIA TRANSPORTATION PLANNING ORGANIZATION

RESOLUTION 2013-22

RESOLUTION OF THE VOLUSIA TRANSPORTATION PLANNING ORGANIZATION AMENDING THE FY 2012/13 TO FY 2016/17 AND FY 2013/14 TO FY 2017/18 TRANSPORTATION IMPROVEMENT PROGRAMS (TIPs)

WHEREAS, the Volusia Transportation Planning Organization (TPO) is the duly designated and constituted body responsible for carrying out the urban transportation planning and programming process for Volusia County and the cities of Beverly Beach and Flagler Beach in Flagler County; and

WHEREAS, Florida Statutes 339.175; 23 U.S.C. 134; and 49 U.S.C. 5303 require that the urbanized area, as a condition to the receipt of federal capital or operating assistance, have a continuing, cooperative and comprehensive transportation planning process that results in plans and programs consistent with the comprehensively planned development of the urbanized area; and

WHEREAS, the Volusia TPO shall annually endorse and amend as appropriate, the plans and programs required by 23 C.F.R. 450.300 through 450.324, among which is the Transportation Improvement Program (TIP); and

WHEREAS, the Volusia TPO's adopted TIP is required to be consistent with the Florida Department of Transportation's adopted Five-Year Work Program; and

WHEREAS, the Florida Department of Transportation has provided additional information to the Volusia TPO regarding the FDOT adopted Five-Year Work Program.

NOW, THEREFORE, BE IT RESOLVED, by the Volusia TPO that the:

1. Volusia TPO's FY 2012/13 to FY 2016/17 TIP is hereby amended as shown in Attachment "A" attached hereto and made a part of this resolution; and the
2. Volusia TPO's FY 2013/14 to FY 2017/18 TIP is hereby amended as shown in Attachment "B" attached hereto and made a part of this resolution; and the
3. Chairperson of the Volusia TPO (or her designee) is hereby authorized and directed to submit the FY 2012/13 to FY 2016/17 and FY 2013/14 to FY 2017/18 TIPs as amended to the:
 - a. Florida Department of Transportation;
 - b. Federal Transit Administration (FTA) (through the Florida Department of Transportation);
 - c. Federal Highway Administration (FHWA) (through the Florida Department of Transportation); and the

- d. Federal Aviation Administration (FAA) (through the Orlando Airport District Office).

DONE AND RESOLVED at the regular meeting of the Volusia TPO held on the 25th day of September 2013.

VOLUSIA TRANSPORTATION PLANNING ORGANIZATION

CITY OF SOUTH DAYTONA, VICE MAYOR NANCY LONG
CHAIRPERSON, VOLUSIA TPO

CERTIFICATE:

The undersigned, duly qualified and acting Recording Secretary of the Volusia TPO, certifies that the foregoing is a true and correct copy of a resolution adopted at a legally convened meeting of the Volusia TPO held on September 25, 2013.

ATTEST:

PAMELA C. BLANKENSHIP, RECORDING SECRETARY
VOLUSIA TRANSPORTATION PLANNING ORGANIZATION

Resolution 2013-22 - Attachment "A"

Proposed Amendments
to
FY 2012/13 - FY 2016/17
Transportation Improvement Program (TIP)

September 25, 2013



2409922 - SR 5 (US1) at SR 421 (Dunlawton Av) & Herbert Street**From:** SR 421 (Dunlawton Av)**To:** Herbert St**Work Mix:** Intersection Improvement

| ----- Current Adopted FY 2012/13 to FY 2016/17 TIP ----- | | | | | | |
|---|-------------|-------------------|-------------------|-------------------|-------------------|-------------------|
| <u>PHASE</u> | <u>FUND</u> | <u>FY 2012/13</u> | <u>FY 2013/14</u> | <u>FY 2014/15</u> | <u>FY 2015/16</u> | <u>FY 2016/17</u> |
| ----- Proposed Amended FY 2012/13 to FY 2016/17 TIP ----- | | | | | | |
| <u>PHASE</u> | <u>FUND</u> | <u>FY 2012/13</u> | <u>FY 2013/14</u> | <u>FY 2014/15</u> | <u>FY 2015/16</u> | <u>FY 2016/17</u> |
| CST | DS | 0 | 38,591 | 0 | 0 | 0 |
| CST | DS | 0 | 66,500 | 0 | 0 | 0 |
| CST | DIH | 0 | 39,966 | 0 | 0 | 0 |
| PE | DIH | 0 | 6,977 | 0 | 0 | 0 |
| | | 0 | 152,034 | 0 | 0 | 0 |

FDOT Comment: Add project, CST phase, DIH and DS funds. (See page 1 in Adopted Work Program Report)**VTPO Staff Response:** Add project, CST phase, DIH and DS funds. (See page 1 in Adopted Work Program Report)**4049371** - Ormond Beach Airpark Taxiway "G" Design**From:** At Ormond Beach Municipal Airpark**To:****Work Mix:** Aviation Capacity Project

| ----- Current Adopted FY 2012/13 to FY 2016/17 TIP ----- | | | | | | |
|---|-------------|-------------------|-------------------|-------------------|-------------------|-------------------|
| <u>PHASE</u> | <u>FUND</u> | <u>FY 2012/13</u> | <u>FY 2013/14</u> | <u>FY 2014/15</u> | <u>FY 2015/16</u> | <u>FY 2016/17</u> |
| GR&M | LF | 3,000 | 0 | 0 | 0 | 0 |
| GR&M | FAA | 114,000 | 0 | 0 | 0 | 0 |
| GR&M | DPTO | 3,000 | 0 | 0 | 0 | 0 |
| | | 120,000 | 0 | 0 | 0 | 0 |
| ----- Proposed Amended FY 2012/13 to FY 2016/17 TIP ----- | | | | | | |
| <u>PHASE</u> | <u>FUND</u> | <u>FY 2012/13</u> | <u>FY 2013/14</u> | <u>FY 2014/15</u> | <u>FY 2015/16</u> | <u>FY 2016/17</u> |
| GR&M | LF | 0 | 3,000 | 0 | 0 | 0 |
| GR&M | FAA | 0 | 114,000 | 0 | 0 | 0 |
| GR&M | DPTO | 0 | 3,000 | 0 | 0 | 0 |
| | | 0 | 120,000 | 0 | 0 | 0 |

FDOT Comment: Projects in the Roll Forward Report should be included in the TIP if they are not already there.**VTPO Staff Response:** Rolled FY 2013 funds forward.

4049381 - Ormond Beach Airpark - Install PAPI**From:** At Ormond Beach Municipal Airpark**To:****Work Mix:** Aviation Safety Project

| ----- Current Adopted FY 2012/13 to FY 2016/17 TIP ----- | | | | | | |
|--|-------------|-------------------|-------------------|-------------------|-------------------|-------------------|
| <u>PHASE</u> | <u>FUND</u> | <u>FY 2012/13</u> | <u>FY 2013/14</u> | <u>FY 2014/15</u> | <u>FY 2015/16</u> | <u>FY 2016/17</u> |
| GR&M | LF | 13,000 | 0 | 0 | 0 | 0 |
| GR&M | FAA | 494,000 | 0 | 0 | 0 | 0 |
| GR&M | DPTO | 3,252 | 0 | 0 | 0 | 0 |
| | | 510,252 | 0 | 0 | 0 | 0 |

| ----- Proposed Amended FY 2012/13 to FY 2016/17 TIP ----- | | | | | | |
|---|-------------|-------------------|-------------------|-------------------|-------------------|-------------------|
| <u>PHASE</u> | <u>FUND</u> | <u>FY 2012/13</u> | <u>FY 2013/14</u> | <u>FY 2014/15</u> | <u>FY 2015/16</u> | <u>FY 2016/17</u> |
| GR&M | LF | 0 | 13,000 | 0 | 0 | 0 |
| GR&M | FAA | 0 | 494,000 | 0 | 0 | 0 |
| GR&M | DPTO | 0 | 3,252 | 0 | 0 | 0 |
| | | 0 | 510,252 | 0 | 0 | 0 |

FDOT Comment: Projects in the Roll Forward Report should be included in the TIP if they are not already there.**VTPO Staff Response:** Rolled FY 2013 funds forward.

4081781 - SR 483 (Clyde Morris Boulevard) Widening Study**From:** SR 400 (Beville Rd)**To:** SR 600 (US 92, Internat'l Speedway Blvd)**Work Mix:** Add Lanes & Rehabilitate Pvmnt

| ----- Current Adopted FY 2012/13 to FY 2016/17 TIP ----- | | | | | | |
|--|-------------|-------------------|-------------------|-------------------|-------------------|-------------------|
| <u>PHASE</u> | <u>FUND</u> | <u>FY 2012/13</u> | <u>FY 2013/14</u> | <u>FY 2014/15</u> | <u>FY 2015/16</u> | <u>FY 2016/17</u> |
| PE | DIH | 2,226 | 0 | 0 | 0 | 0 |
| ENV | DDR | 691,555 | 0 | 0 | 0 | 0 |
| | | 693,781 | 0 | 0 | 0 | 0 |

| ----- Proposed Amended FY 2012/13 to FY 2016/17 TIP ----- | | | | | | |
|---|-------------|-------------------|-------------------|-------------------|-------------------|-------------------|
| <u>PHASE</u> | <u>FUND</u> | <u>FY 2012/13</u> | <u>FY 2013/14</u> | <u>FY 2014/15</u> | <u>FY 2015/16</u> | <u>FY 2016/17</u> |
| PE | DIH | 0 | 3,019 | 0 | 0 | 0 |
| ENV | DDR | 0 | 691,555 | 0 | 0 | 0 |
| | | 0 | 694,574 | 0 | 0 | 0 |

FDOT Comment: Add Mitigation and DIH phase and funds. (See page 8 in Adopted Work Program Report)**VTPO Staff Response:** Rolled FY 2013 funds forward.**4130192 - Flagler Traffic Engineering Contracts****From:** Flagler Beach**To:****Work Mix:** Traffic Signals

| ----- Current Adopted FY 2012/13 to FY 2016/17 TIP ----- | | | | | | |
|--|-------------|-------------------|-------------------|-------------------|-------------------|-------------------|
| <u>PHASE</u> | <u>FUND</u> | <u>FY 2012/13</u> | <u>FY 2013/14</u> | <u>FY 2014/15</u> | <u>FY 2015/16</u> | <u>FY 2016/17</u> |
| OPS | DDR | 4,174 | 4,299 | 4,428 | 4,560 | 0 |
| | | 4,174 | 4,299 | 4,428 | 4,560 | 0 |

| ----- Proposed Amended FY 2012/13 to FY 2016/17 TIP ----- | | | | | | |
|---|-------------|-------------------|-------------------|-------------------|-------------------|-------------------|
| <u>PHASE</u> | <u>FUND</u> | <u>FY 2012/13</u> | <u>FY 2013/14</u> | <u>FY 2014/15</u> | <u>FY 2015/16</u> | <u>FY 2016/17</u> |
| OPS | DDR | 4,174 | 4,298 | 4,427 | 4,560 | 4,697 |
| | | 4,174 | 4,298 | 4,427 | 4,560 | 4,697 |

FDOT Comment: Add LRTP Page Number, only include Flagler Beach portion of sequence 03. (See page 3 in Adopted Work Program Report)**VTPO Staff Response:** Added LRTP page reference; included only sequence 03 funds.

4136155 - Lighting Agreements**From:** in Flagler Beach**To:****Work Mix:** Lighting

| ----- Current Adopted FY 2012/13 to FY 2016/17 TIP ----- | | | | | | |
|--|-------------|-------------------|-------------------|-------------------|-------------------|-------------------|
| <u>PHASE</u> | <u>FUND</u> | <u>FY 2012/13</u> | <u>FY 2013/14</u> | <u>FY 2014/15</u> | <u>FY 2015/16</u> | <u>FY 2016/17</u> |
| MNT | DDR | 38,282 | 39,431 | 40,614 | 41,833 | 0 |
| | | 38,282 | 39,431 | 40,614 | 41,833 | 0 |

| ----- Proposed Amended FY 2012/13 to FY 2016/17 TIP ----- | | | | | | |
|---|-------------|-------------------|-------------------|-------------------|-------------------|-------------------|
| <u>PHASE</u> | <u>FUND</u> | <u>FY 2012/13</u> | <u>FY 2013/14</u> | <u>FY 2014/15</u> | <u>FY 2015/16</u> | <u>FY 2016/17</u> |
| MNT | DDR | 38,282 | 46,336 | 47,726 | 49,158 | 50,700 |
| | | 38,282 | 46,336 | 47,726 | 49,158 | 50,700 |

FDOT Comment: Add LRTP Page Number, only include Flagler Beach portion of sequence 03. (See page 3 in Adopted Work Program Report)**VTPO Staff Response:** Added LRTP page reference; included only sequence 03 funds.**4154347** - East Central Regional Rail Trail - Section 7**From:** 1/2 mile south of SR 442**To:** Dale St**Work Mix:** Bike Path/Trail

| ----- Current Adopted FY 2012/13 to FY 2016/17 TIP ----- | | | | | | |
|--|-------------|-------------------|-------------------|-------------------|-------------------|-------------------|
| <u>PHASE</u> | <u>FUND</u> | <u>FY 2012/13</u> | <u>FY 2013/14</u> | <u>FY 2014/15</u> | <u>FY 2015/16</u> | <u>FY 2016/17</u> |
| CST | TALU | 456,940 | 0 | 0 | 0 | 0 |
| CST | LF | 1,658,060 | 0 | 0 | 0 | 0 |
| CST | ACTU | 235,000 | 0 | 0 | 0 | 0 |
| | | 2,350,000 | 0 | 0 | 0 | 0 |

| ----- Proposed Amended FY 2012/13 to FY 2016/17 TIP ----- | | | | | | |
|---|-------------|-------------------|-------------------|-------------------|-------------------|-------------------|
| <u>PHASE</u> | <u>FUND</u> | <u>FY 2012/13</u> | <u>FY 2013/14</u> | <u>FY 2014/15</u> | <u>FY 2015/16</u> | <u>FY 2016/17</u> |
| CST | ACCM | 0 | 1,285,809 | 0 | 0 | 0 |
| CST | DIOH | 0 | 127,672 | 0 | 0 | 0 |
| CST | TALU | 0 | 456,026 | 0 | 0 | 0 |
| CST | ACTU | 0 | 474,736 | 0 | 0 | 0 |
| | | 0 | 2,344,243 | 0 | 0 | 0 |

FDOT Comment: Add CST phase for FY14. (See page 13 in Adopted Work Program Report)**VTPO Staff Response:** Rolled FY 2013 funds forward; added CST funds for FY 2014.

4154348 - East Central Regional Rail Trail - Segment 4A**From:** Guise Rd**To:** Gobblers Lodge Rd**Work Mix:** Bike Path/Trail

| ----- Current Adopted FY 2012/13 to FY 2016/17 TIP ----- | | | | | | |
|---|-------------|-------------------|-------------------|-------------------|-------------------|-------------------|
| <u>PHASE</u> | <u>FUND</u> | <u>FY 2012/13</u> | <u>FY 2013/14</u> | <u>FY 2014/15</u> | <u>FY 2015/16</u> | <u>FY 2016/17</u> |
| ----- Proposed Amended FY 2012/13 to FY 2016/17 TIP ----- | | | | | | |
| <u>PHASE</u> | <u>FUND</u> | <u>FY 2012/13</u> | <u>FY 2013/14</u> | <u>FY 2014/15</u> | <u>FY 2015/16</u> | <u>FY 2016/17</u> |
| ROW | TALU | 0 | 439,767 | 0 | 0 | 0 |
| ROW | LF | 0 | 10,233 | 0 | 0 | 0 |
| ROW | ACTU | 0 | 4,000 | 0 | 0 | 0 |
| | | 0 | 454,000 | 0 | 0 | 0 |

FDOT Comment:**VTPO Staff Response:** Added project.**4161782 - Votran - Capital for Bus & Bus Facilities****From:** County-wide**To:****Work Mix:** Capital For Fixed Route

| ----- Current Adopted FY 2012/13 to FY 2016/17 TIP ----- | | | | | | |
|---|-------------|-------------------|-------------------|-------------------|-------------------|-------------------|
| <u>PHASE</u> | <u>FUND</u> | <u>FY 2012/13</u> | <u>FY 2013/14</u> | <u>FY 2014/15</u> | <u>FY 2015/16</u> | <u>FY 2016/17</u> |
| CAP | XU (SU) | 1,263,115 | 0 | 0 | 0 | 0 |
| CAP | LF | 315,779 | 0 | 0 | 0 | 0 |
| CAP | FTAT | 1,263,115 | 0 | 0 | 0 | 0 |
| | | 2,842,009 | 0 | 0 | 0 | 0 |
| ----- Proposed Amended FY 2012/13 to FY 2016/17 TIP ----- | | | | | | |
| <u>PHASE</u> | <u>FUND</u> | <u>FY 2012/13</u> | <u>FY 2013/14</u> | <u>FY 2014/15</u> | <u>FY 2015/16</u> | <u>FY 2016/17</u> |
| CAP | XU (SU) | 0 | 1,263,115 | 0 | 0 | 0 |
| CAP | LF | 0 | 315,779 | 0 | 0 | 0 |
| CAP | FTAT | 0 | 1,263,115 | 0 | 0 | 0 |
| | | 0 | 2,842,009 | 0 | 0 | 0 |

FDOT Comment: Projects in the Roll Forward Report should be included in the TIP if they are not already there.**VTPO Staff Response:** Rolled FY 2013 funds forward.

4182971 - New Smyrna Beach Airport Master Plan Update**From:** at New Smyrna Beach Municipal Airport**To:****Work Mix:** Aviation Capacity Project

| ----- Current Adopted FY 2012/13 to FY 2016/17 TIP ----- | | | | | | |
|--|-------------|-------------------|-------------------|-------------------|-------------------|-------------------|
| <u>PHASE</u> | <u>FUND</u> | <u>FY 2012/13</u> | <u>FY 2013/14</u> | <u>FY 2014/15</u> | <u>FY 2015/16</u> | <u>FY 2016/17</u> |
| CAP | LF | 5,000 | 0 | 0 | 0 | 0 |
| CAP | FAA | 190,000 | 0 | 0 | 0 | 0 |
| CAP | DPTO | 5,000 | 0 | 0 | 0 | 0 |
| | | 200,000 | 0 | 0 | 0 | 0 |

| ----- Proposed Amended FY 2012/13 to FY 2016/17 TIP ----- | | | | | | |
|---|-------------|-------------------|-------------------|-------------------|-------------------|-------------------|
| <u>PHASE</u> | <u>FUND</u> | <u>FY 2012/13</u> | <u>FY 2013/14</u> | <u>FY 2014/15</u> | <u>FY 2015/16</u> | <u>FY 2016/17</u> |
| CAP | LF | 0 | 5,000 | 0 | 0 | 0 |
| CAP | FAA | 0 | 190,000 | 0 | 0 | 0 |
| CAP | DPTO | 0 | 5,000 | 0 | 0 | 0 |
| | | 0 | 200,000 | 0 | 0 | 0 |

FDOT Comment: Projects in the Roll Forward Report should be included in the TIP if they are not already there.**VTPO Staff Response:** Rolled FY 2013 funds forward.

4182991 - Ormond Beach Airport Improvement Project**From:** at Ormond Beach Airport**To:****Work Mix:** Aviation Capacity Project

| ----- Current Adopted FY 2012/13 to FY 2016/17 TIP ----- | | | | | | |
|---|-------------|-------------------|-------------------|-------------------|-------------------|-------------------|
| <u>PHASE</u> | <u>FUND</u> | <u>FY 2012/13</u> | <u>FY 2013/14</u> | <u>FY 2014/15</u> | <u>FY 2015/16</u> | <u>FY 2016/17</u> |
| GR&M | LF | 156,301 | 0 | 0 | 0 | 0 |
| GR&M | DDR | 156,301 | 0 | 0 | 0 | 0 |
| | | 312,602 | 0 | 0 | 0 | 0 |

| ----- Proposed Amended FY 2012/13 to FY 2016/17 TIP ----- | | | | | | |
|--|-------------|-------------------|-------------------|-------------------|-------------------|-------------------|
| <u>PHASE</u> | <u>FUND</u> | <u>FY 2012/13</u> | <u>FY 2013/14</u> | <u>FY 2014/15</u> | <u>FY 2015/16</u> | <u>FY 2016/17</u> |
| GR&M | LF | 0 | 2,356 | 0 | 0 | 0 |
| GR&M | DDR | 0 | 2,356 | 0 | 0 | 0 |
| | | 0 | 4,712 | 0 | 0 | 0 |

FDOT Comment: Projects in the Roll Forward Report should be included in the TIP if they are not already there.**VTPO Staff Response:** Rolled FY 2013 funds forward.**4183001 - Ormond Beach Airpark - Taxiway "G" South****From:** at Ormond Beach Municipal Airpark**To:****Work Mix:** Aviation Capacity Project

| ----- Current Adopted FY 2012/13 to FY 2016/17 TIP ----- | | | | | | |
|---|-------------|-------------------|-------------------|-------------------|-------------------|-------------------|
| <u>PHASE</u> | <u>FUND</u> | <u>FY 2012/13</u> | <u>FY 2013/14</u> | <u>FY 2014/15</u> | <u>FY 2015/16</u> | <u>FY 2016/17</u> |
| GR&M | LF | 17,500 | 0 | 0 | 0 | 0 |
| GR&M | FAA | 665,000 | 0 | 0 | 0 | 0 |
| GR&M | DS | 17,500 | 0 | 0 | 0 | 0 |
| | | 700,000 | 0 | 0 | 0 | 0 |

| ----- Proposed Amended FY 2012/13 to FY 2016/17 TIP ----- | | | | | | |
|--|-------------|-------------------|-------------------|-------------------|-------------------|-------------------|
| <u>PHASE</u> | <u>FUND</u> | <u>FY 2012/13</u> | <u>FY 2013/14</u> | <u>FY 2014/15</u> | <u>FY 2015/16</u> | <u>FY 2016/17</u> |
| GR&M | LF | 0 | 15,000 | 0 | 0 | 0 |
| GR&M | FAA | 0 | 270,000 | 0 | 0 | 0 |
| GR&M | DS | 0 | 15,000 | 0 | 0 | 0 |
| | | 0 | 300,000 | 0 | 0 | 0 |

FDOT Comment: Projects in the Roll Forward Report should be included in the TIP if they are not already there.**VTPO Staff Response:** Rolled FY 2013 funds forward.

4184751 - Ormond Beach SW Airpark Development Construction**From:** at Ormond Beach Airport**To:****Work Mix:** Aviation Revenue/Operational

| ----- Current Adopted FY 2012/13 to FY 2016/17 TIP ----- | | | | | | |
|---|--------------------|--------------------------|--------------------------|--------------------------|--------------------------|--------------------------|
| <u>PHASE</u> | <u>FUND</u> | <u>FY 2012/13</u> | <u>FY 2013/14</u> | <u>FY 2014/15</u> | <u>FY 2015/16</u> | <u>FY 2016/17</u> |
| GR&M | LF | 525,901 | 0 | 0 | 0 | 0 |
| GR&M | DPTO | 383,048 | 0 | 0 | 0 | 0 |
| GR&M | DDR | 142,853 | 0 | 0 | 0 | 0 |
| | | 1,051,802 | 0 | 0 | 0 | 0 |

| ----- Proposed Amended FY 2012/13 to FY 2016/17 TIP ----- | | | | | | |
|--|--------------------|--------------------------|--------------------------|--------------------------|--------------------------|--------------------------|
| <u>PHASE</u> | <u>FUND</u> | <u>FY 2012/13</u> | <u>FY 2013/14</u> | <u>FY 2014/15</u> | <u>FY 2015/16</u> | <u>FY 2016/17</u> |
| GR&M | LF | 0 | 4,872 | 0 | 0 | 0 |
| GR&M | DDR | 0 | 4,872 | 0 | 0 | 0 |
| | | 0 | 9,744 | 0 | 0 | 0 |

FDOT Comment: Projects in the Roll Forward Report should be included in the TIP if they are not already there.**VTPO Staff Response:** Rolled FY 2013 funds forward.

4184801 - Ormond Beach Airpark Apron & Taxiway Expansion**From:** at Ormond Beach Municipal Airpark**To:****Work Mix:** Aviation Capacity Project

| ----- Current Adopted FY 2012/13 to FY 2016/17 TIP ----- | | | | | | |
|---|-------------|-------------------|-------------------|-------------------|-------------------|-------------------|
| <u>PHASE</u> | <u>FUND</u> | <u>FY 2012/13</u> | <u>FY 2013/14</u> | <u>FY 2014/15</u> | <u>FY 2015/16</u> | <u>FY 2016/17</u> |
| GR&M | LF | 35,000 | 0 | 0 | 0 | 0 |
| GR&M | FAA | 1,330,000 | 0 | 0 | 0 | 0 |
| GR&M | DDR | 35,000 | 0 | 0 | 0 | 0 |
| | | 1,400,000 | 0 | 0 | 0 | 0 |

| ----- Proposed Amended FY 2012/13 to FY 2016/17 TIP ----- | | | | | | |
|--|-------------|-------------------|-------------------|-------------------|-------------------|-------------------|
| <u>PHASE</u> | <u>FUND</u> | <u>FY 2012/13</u> | <u>FY 2013/14</u> | <u>FY 2014/15</u> | <u>FY 2015/16</u> | <u>FY 2016/17</u> |
| GR&M | LF | 0 | 4,000 | 0 | 0 | 0 |
| GR&M | FAA | 0 | 72,000 | 0 | 0 | 0 |
| GR&M | DDR | 0 | 4,000 | 0 | 0 | 0 |
| | | 0 | 80,000 | 0 | 0 | 0 |

FDOT Comment: Projects in the Roll Forward Report should be included in the TIP if they are not already there.**VTPO Staff Response:** Rolled FY 2013 funds forward.**4184851 - New Smyrna Beach Airport Land Acquisition****From:** at New Smyrna Beach Municipal Airport**To:****Work Mix:** Aviation Revenue/Operational

| ----- Current Adopted FY 2012/13 to FY 2016/17 TIP ----- | | | | | | |
|---|-------------|-------------------|-------------------|-------------------|-------------------|-------------------|
| <u>PHASE</u> | <u>FUND</u> | <u>FY 2012/13</u> | <u>FY 2013/14</u> | <u>FY 2014/15</u> | <u>FY 2015/16</u> | <u>FY 2016/17</u> |
| CAP | LF | 120,000 | 0 | 0 | 0 | 0 |
| CAP | DPTO | 480,000 | 0 | 0 | 0 | 0 |
| | | 600,000 | 0 | 0 | 0 | 0 |

| ----- Proposed Amended FY 2012/13 to FY 2016/17 TIP ----- | | | | | | |
|--|-------------|-------------------|-------------------|-------------------|-------------------|-------------------|
| <u>PHASE</u> | <u>FUND</u> | <u>FY 2012/13</u> | <u>FY 2013/14</u> | <u>FY 2014/15</u> | <u>FY 2015/16</u> | <u>FY 2016/17</u> |
| CAP | LF | 0 | 29,633 | 0 | 0 | 0 |
| CAP | DPTO | 0 | 118,530 | 0 | 0 | 0 |
| | | 0 | 148,163 | 0 | 0 | 0 |

FDOT Comment: Projects in the Roll Forward Report should be included in the TIP if they are not already there.**VTPO Staff Response:** Rolled FY 2013 funds forward.

4193731 - Votran - Section 5307 Replace/Equip/Vehicles**From:** county-wide**To:****Work Mix:** Capital For Fixed Route

| ----- Current Adopted FY 2012/13 to FY 2016/17 TIP ----- | | | | | | |
|--|-------------|-------------------|-------------------|-------------------|-------------------|-------------------|
| <u>PHASE</u> | <u>FUND</u> | <u>FY 2012/13</u> | <u>FY 2013/14</u> | <u>FY 2014/15</u> | <u>FY 2015/16</u> | <u>FY 2016/17</u> |
| GR&M | LF | 0 | 0 | 2,000,000 | 0 | 0 |
| GR&M | LF | 0 | 2,000,000 | 0 | 0 | 0 |
| GR&M | LF | 1,875,000 | 0 | 0 | 0 | 0 |
| GR&M | FTA | 0 | 0 | 8,000,000 | 0 | 0 |
| GR&M | FTA | 0 | 8,000,000 | 0 | 0 | 0 |
| GR&M | FTA | 7,500,000 | 0 | 0 | 0 | 0 |
| | | 9,375,000 | 10,000,000 | 10,000,000 | 0 | 0 |

| ----- Proposed Amended FY 2012/13 to FY 2016/17 TIP ----- | | | | | | |
|---|-------------|-------------------|-------------------|-------------------|-------------------|-------------------|
| <u>PHASE</u> | <u>FUND</u> | <u>FY 2012/13</u> | <u>FY 2013/14</u> | <u>FY 2014/15</u> | <u>FY 2015/16</u> | <u>FY 2016/17</u> |
| GR&M | LF | 0 | 0 | 2,000,000 | 0 | 0 |
| GR&M | LF | 0 | 2,000,000 | 0 | 0 | 0 |
| GR&M | LF | 0 | 1,875,000 | 0 | 0 | 0 |
| GR&M | FTA | 0 | 0 | 8,000,000 | 0 | 0 |
| GR&M | FTA | 0 | 8,000,000 | 0 | 0 | 0 |
| GR&M | FTA | 0 | 7,500,000 | 0 | 0 | 0 |
| | | 0 | 19,375,000 | 10,000,000 | 0 | 0 |

FDOT Comment: Add FTA funds of \$7,500,000 (FTA) and \$1,875,000 (LF) for FY14. (See page 19 in Adopted Work Program Report)**VTPO Staff Response:** Rolled FY 2013 funds forward.

4193732 - Votran - Section 5307 Capital Funds**From:** County-wide**To:****Work Mix:** Capital For Fixed Route

| ----- Current Adopted FY 2012/13 to FY 2016/17 TIP ----- | | | | | | |
|--|-------------|-------------------|-------------------|-------------------|-------------------|-------------------|
| <u>PHASE</u> | <u>FUND</u> | <u>FY 2012/13</u> | <u>FY 2013/14</u> | <u>FY 2014/15</u> | <u>FY 2015/16</u> | <u>FY 2016/17</u> |
| CAP | LF | 1,950,000 | 0 | 0 | 0 | 0 |
| CAP | FTA | 7,800,000 | 0 | 0 | 0 | 0 |
| | | 9,750,000 | 0 | 0 | 0 | 0 |

| ----- Proposed Amended FY 2012/13 to FY 2016/17 TIP ----- | | | | | | |
|---|-------------|-------------------|-------------------|-------------------|-------------------|-------------------|
| <u>PHASE</u> | <u>FUND</u> | <u>FY 2012/13</u> | <u>FY 2013/14</u> | <u>FY 2014/15</u> | <u>FY 2015/16</u> | <u>FY 2016/17</u> |
| CAP | LF | 0 | 1,950,000 | 0 | 0 | 0 |
| CAP | FTA | 0 | 7,800,000 | 0 | 0 | 0 |
| | | 0 | 9,750,000 | 0 | 0 | 0 |

FDOT Comment: Projects in the Roll Forward Report should be included in the TIP if they are not already there.**VTPO Staff Response:** Rolled FY 2013 funds forward.**4208511 - DeLand Airport Safety Improvements****From:** DeLand Municipal Airport**To:****Work Mix:** Aviation Safety Project

| ----- Current Adopted FY 2012/13 to FY 2016/17 TIP ----- | | | | | | |
|--|-------------|-------------------|-------------------|-------------------|-------------------|-------------------|
| <u>PHASE</u> | <u>FUND</u> | <u>FY 2012/13</u> | <u>FY 2013/14</u> | <u>FY 2014/15</u> | <u>FY 2015/16</u> | <u>FY 2016/17</u> |
| GR&M | LF | 15,405 | 0 | 0 | 0 | 0 |
| GR&M | DPTO | 3,179 | 0 | 0 | 0 | 0 |
| | | 18,584 | 0 | 0 | 0 | 0 |

| ----- Proposed Amended FY 2012/13 to FY 2016/17 TIP ----- | | | | | | |
|---|-------------|-------------------|-------------------|-------------------|-------------------|-------------------|
| <u>PHASE</u> | <u>FUND</u> | <u>FY 2012/13</u> | <u>FY 2013/14</u> | <u>FY 2014/15</u> | <u>FY 2015/16</u> | <u>FY 2016/17</u> |
| GR&M | LF | 0 | 15,405 | 0 | 0 | 0 |
| GR&M | DPTO | 0 | 3,179 | 0 | 0 | 0 |
| | | 0 | 18,584 | 0 | 0 | 0 |

FDOT Comment: Projects in the Roll Forward Report should be included in the TIP if they are not already there.**VTPO Staff Response:** Rolled FY 2013 funds forward.

4208521 - DeLand Municipal Airport Taxiway "D" Rehab**From:** at DeLand Municipal Airport**To:****Work Mix:** Aviation Preservation Project

| ----- Current Adopted FY 2012/13 to FY 2016/17 TIP ----- | | | | | | |
|---|-------------|-------------------|-------------------|-------------------|-------------------|-------------------|
| PHASE | FUND | FY 2012/13 | FY 2013/14 | FY 2014/15 | FY 2015/16 | FY 2016/17 |
| CAP | LF | 10,000 | 0 | 0 | 0 | 0 |
| CAP | FAA | 950,000 | 0 | 0 | 0 | 0 |
| CAP | DPTO | 40,000 | 0 | 0 | 0 | 0 |
| | | 1,000,000 | 0 | 0 | 0 | 0 |

| ----- Proposed Amended FY 2012/13 to FY 2016/17 TIP ----- | | | | | | |
|--|-------------|-------------------|-------------------|-------------------|-------------------|-------------------|
| PHASE | FUND | FY 2012/13 | FY 2013/14 | FY 2014/15 | FY 2015/16 | FY 2016/17 |
| CAP | LF | | 10,000 | 0 | 0 | 0 |
| CAP | FAA | 0 | 950,000 | 0 | 0 | 0 |
| CAP | DPTO | 0 | 40,000 | 0 | 0 | 0 |
| | | 0 | 1,000,000 | 0 | 0 | 0 |

FDOT Comment: Projects in the Roll Forward Report should be included in the TIP if they are not already there.**VTPO Staff Response:** Rolled FY 2013 funds forward.**4208571 - New Smyrna Airport Runway 11-29 Improvements****From:** at New Smyrna Beach Municipal Airport**To:****Work Mix:** Aviation Preservation Project

| ----- Current Adopted FY 2012/13 to FY 2016/17 TIP ----- | | | | | | |
|---|-------------|-------------------|-------------------|-------------------|-------------------|-------------------|
| PHASE | FUND | FY 2012/13 | FY 2013/14 | FY 2014/15 | FY 2015/16 | FY 2016/17 |
| GR&M | LF | 30,000 | 0 | 0 | 0 | 0 |
| GR&M | DPTO | 97,934 | 0 | 0 | 0 | 0 |
| | | 127,934 | 0 | 0 | 0 | 0 |

| ----- Proposed Amended FY 2012/13 to FY 2016/17 TIP ----- | | | | | | |
|--|-------------|-------------------|-------------------|-------------------|-------------------|-------------------|
| PHASE | FUND | FY 2012/13 | FY 2013/14 | FY 2014/15 | FY 2015/16 | FY 2016/17 |
| GR&M | LF | 0 | 30,000 | 0 | 0 | 0 |
| GR&M | DPTO | 0 | 97,934 | 0 | 0 | 0 |
| | | 0 | 127,934 | 0 | 0 | 0 |

FDOT Comment: Projects in the Roll Forward Report should be included in the TIP if they are not already there.**VTPO Staff Response:** Rolled FY 2013 funds forward.

4208591 - New Smyrna Beach Airport Improvement Project**From:** at New Smyrna Beach Municipal Airport**To:****Work Mix:** Aviation Capacity Project

| ----- Current Adopted FY 2012/13 to FY 2016/17 TIP ----- | | | | | | |
|---|--------------------|--------------------------|--------------------------|--------------------------|--------------------------|--------------------------|
| <u>PHASE</u> | <u>FUND</u> | <u>FY 2012/13</u> | <u>FY 2013/14</u> | <u>FY 2014/15</u> | <u>FY 2015/16</u> | <u>FY 2016/17</u> |
| GR&M | LF | 305,096 | 0 | 0 | 0 | 0 |
| GR&M | DPTO | 305,096 | 0 | 0 | 0 | 0 |
| | | 610,192 | 0 | 0 | 0 | 0 |

| ----- Proposed Amended FY 2012/13 to FY 2016/17 TIP ----- | | | | | | |
|--|--------------------|--------------------------|--------------------------|--------------------------|--------------------------|--------------------------|
| <u>PHASE</u> | <u>FUND</u> | <u>FY 2012/13</u> | <u>FY 2013/14</u> | <u>FY 2014/15</u> | <u>FY 2015/16</u> | <u>FY 2016/17</u> |
| GR&M | LF | 0 | 33,925 | 0 | 0 | 0 |
| GR&M | DPTO | 0 | 33,925 | 0 | 0 | 0 |
| | | 0 | 67,850 | 0 | 0 | 0 |

FDOT Comment: Projects in the Roll Forward Report should be included in the TIP if they are not already there.**VTPO Staff Response:** Rolled FY 2013 funds forward.

4211851 - Votran - Section 5316 Reverse Commute Program**From:** Daytona Beach - Port Orange Area**To:****Work Mix:** Operating/Admin. Assistance----- **Current Adopted FY 2012/13 to FY 2016/17 TIP** -----

| <u>PHASE</u> | <u>FUND</u> | <u>FY 2012/13</u> | <u>FY 2013/14</u> | <u>FY 2014/15</u> | <u>FY 2015/16</u> | <u>FY 2016/17</u> |
|--------------|-------------|-------------------|-------------------|-------------------|-------------------|-------------------|
| GR&M | LF | 0 | 0 | 0 | 0 | 200,000 |
| GR&M | LF | 0 | 0 | 0 | 200,000 | 0 |
| GR&M | LF | 0 | 0 | 200,000 | 0 | 0 |
| GR&M | LF | 0 | 200,000 | 0 | 0 | 0 |
| GR&M | LF | 958,000 | 0 | 0 | 0 | 0 |
| GR&M | FTA | 0 | 0 | 0 | 0 | 200,000 |
| GR&M | FTA | 0 | 0 | 0 | 200,000 | 0 |
| GR&M | FTA | 0 | 0 | 200,000 | 0 | 0 |
| GR&M | FTA | 0 | 200,000 | 0 | 0 | 0 |
| GR&M | FTA | 958,000 | 0 | 0 | 0 | 0 |
| | | 1,916,000 | 400,000 | 400,000 | 400,000 | 400,000 |

----- **Proposed Amended FY 2012/13 to FY 2016/17 TIP** -----

| <u>PHASE</u> | <u>FUND</u> | <u>FY 2012/13</u> | <u>FY 2013/14</u> | <u>FY 2014/15</u> | <u>FY 2015/16</u> | <u>FY 2016/17</u> |
|--------------|-------------|-------------------|-------------------|-------------------|-------------------|-------------------|
| GR&M | LF | 0 | 0 | 0 | 0 | 0 |
| GR&M | LF | 0 | 0 | 0 | 0 | 0 |
| GR&M | LF | 0 | 0 | 0 | 0 | 0 |
| GR&M | LF | 0 | 351,000 | 0 | 0 | 0 |
| GR&M | LF | 758,000 | 0 | 0 | 0 | 0 |
| GR&M | FTA | 0 | 0 | 0 | 0 | 0 |
| GR&M | FTA | 0 | 0 | 0 | 0 | 0 |
| GR&M | FTA | 0 | 0 | 0 | 0 | 0 |
| GR&M | FTA | 0 | 351,000 | 0 | 0 | 0 |
| GR&M | FTA | 758,000 | 0 | 0 | 0 | 0 |
| | | 1,516,000 | 702,000 | 0 | 0 | 0 |

FDOT Comment: Projects in the Roll Forward Report should be included in the TIP if they are not already there.**VTPO Staff Response:** Rolled FY 2013 funds forward.

4212111 - Votran - Section 5317 New Freedom Program**From:** Daytona Beach - Port Orange Area**To:****Work Mix:** Operating/Admin. Assistance----- **Current Adopted FY 2012/13 to FY 2016/17 TIP** -----

| <u>PHASE</u> | <u>FUND</u> | <u>FY 2012/13</u> | <u>FY 2013/14</u> | <u>FY 2014/15</u> | <u>FY 2015/16</u> | <u>FY 2016/17</u> |
|--------------|-------------|-------------------|-------------------|-------------------|-------------------|-------------------|
| GR&M | LF | 0 | 0 | 0 | 0 | 300,000 |
| GR&M | LF | 0 | 0 | 0 | 300,000 | 0 |
| GR&M | LF | 0 | 0 | 300,000 | 0 | 0 |
| GR&M | LF | 0 | 300,000 | 0 | 0 | 0 |
| GR&M | LF | 966,000 | 0 | 0 | 0 | 0 |
| GR&M | FTA | 0 | 0 | 0 | 0 | 300,000 |
| GR&M | FTA | 0 | 0 | 0 | 300,000 | 0 |
| GR&M | FTA | 0 | 0 | 300,000 | 0 | 0 |
| GR&M | FTA | 0 | 300,000 | 0 | 0 | 0 |
| GR&M | FTA | 966,000 | 0 | 0 | 0 | 0 |
| | | 1,932,000 | 600,000 | 600,000 | 600,000 | 600,000 |

----- **Proposed Amended FY 2012/13 to FY 2016/17 TIP** -----

| <u>PHASE</u> | <u>FUND</u> | <u>FY 2012/13</u> | <u>FY 2013/14</u> | <u>FY 2014/15</u> | <u>FY 2015/16</u> | <u>FY 2016/17</u> |
|--------------|-------------|-------------------|-------------------|-------------------|-------------------|-------------------|
| GR&M | LF | 0 | 0 | 0 | 0 | 0 |
| GR&M | LF | 0 | 0 | 0 | 0 | 0 |
| GR&M | LF | 0 | 0 | 0 | 0 | 0 |
| GR&M | LF | 0 | 300,000 | 0 | 0 | 0 |
| GR&M | LF | 666,000 | 0 | 0 | 0 | 0 |
| GR&M | FTA | 0 | 0 | 0 | 0 | 0 |
| GR&M | FTA | 0 | 0 | 0 | 0 | 0 |
| GR&M | FTA | 0 | 0 | 0 | 0 | 0 |
| GR&M | FTA | 0 | 300,000 | 0 | 0 | 0 |
| GR&M | FTA | 666,000 | 0 | 0 | 0 | 0 |
| | | 1,332,000 | 600,000 | 0 | 0 | 0 |

FDOT Comment: Add project for FY14. (See page 22 in Adopted Work Program Report)**VTPO Staff Response:** Added project.

4217051 - SR 5A (Nova Road) Lighting (Holly Hill)**From:** SR 430 (Mason Avenue)**To:** Flomich St**Work Mix:** Lighting

| ----- Current Adopted FY 2012/13 to FY 2016/17 TIP ----- | | | | | | |
|--|-------------|-------------------|-------------------|-------------------|-------------------|-------------------|
| <u>PHASE</u> | <u>FUND</u> | <u>FY 2012/13</u> | <u>FY 2013/14</u> | <u>FY 2014/15</u> | <u>FY 2015/16</u> | <u>FY 2016/17</u> |
| CST | DDR | 75,000 | 0 | 0 | 0 | 0 |
| | | 75,000 | 0 | 0 | 0 | 0 |

| ----- Proposed Amended FY 2012/13 to FY 2016/17 TIP ----- | | | | | | |
|---|-------------|-------------------|-------------------|-------------------|-------------------|-------------------|
| <u>PHASE</u> | <u>FUND</u> | <u>FY 2012/13</u> | <u>FY 2013/14</u> | <u>FY 2014/15</u> | <u>FY 2015/16</u> | <u>FY 2016/17</u> |
| CST | DDR | 0 | 200,000 | 0 | 0 | 0 |
| | | 0 | 200,000 | 0 | 0 | 0 |

FDOT Comment: Add project to FY14. (See page 23 in Adopted Work Program Report)**VTPO Staff Response:** Added project.**4223462 - FDOT District 5 Office Renovation****From:** at US 17-92 (Woodland Blvd) and Winnemissett Ave**To:****Work Mix:** Fixed Capital Outlay

| ----- Current Adopted FY 2012/13 to FY 2016/17 TIP ----- | | | | | | |
|--|-------------|-------------------|-------------------|-------------------|-------------------|-------------------|
| <u>PHASE</u> | <u>FUND</u> | <u>FY 2012/13</u> | <u>FY 2013/14</u> | <u>FY 2014/15</u> | <u>FY 2015/16</u> | <u>FY 2016/17</u> |
| CST | DIH | 309,900 | 0 | 0 | 0 | 0 |
| | | 309,900 | 0 | 0 | 0 | 0 |

| ----- Proposed Amended FY 2012/13 to FY 2016/17 TIP ----- | | | | | | |
|---|-------------|-------------------|-------------------|-------------------|-------------------|-------------------|
| <u>PHASE</u> | <u>FUND</u> | <u>FY 2012/13</u> | <u>FY 2013/14</u> | <u>FY 2014/15</u> | <u>FY 2015/16</u> | <u>FY 2016/17</u> |
| CST | DIH | 0 | 309,900 | 0 | 0 | 0 |
| | | 0 | 309,900 | 0 | 0 | 0 |

FDOT Comment: Projects in the Roll Forward Report should be included in the TIP if they are not already there.**VTPO Staff Response:** Rolled FY 2013 funds forward.

4224461 - DeLand Municipal Airport Runway 12-30**From:** at DeLand Municipal Airport**To:****Work Mix:** Aviation Preservation Project

| ----- Current Adopted FY 2012/13 to FY 2016/17 TIP ----- | | | | | | |
|--|-------------|-------------------|-------------------|-------------------|-------------------|-------------------|
| <u>PHASE</u> | <u>FUND</u> | <u>FY 2012/13</u> | <u>FY 2013/14</u> | <u>FY 2014/15</u> | <u>FY 2015/16</u> | <u>FY 2016/17</u> |
| GR&M | LF | 43,000 | 0 | 0 | 0 | 0 |
| GR&M | FAA | 4,085,000 | 0 | 0 | 0 | 0 |
| GR&M | DPTO | 71,393 | 0 | 0 | 0 | 0 |
| | | 4,199,393 | 0 | 0 | 0 | 0 |

| ----- Proposed Amended FY 2012/13 to FY 2016/17 TIP ----- | | | | | | |
|---|-------------|-------------------|-------------------|-------------------|-------------------|-------------------|
| <u>PHASE</u> | <u>FUND</u> | <u>FY 2012/13</u> | <u>FY 2013/14</u> | <u>FY 2014/15</u> | <u>FY 2015/16</u> | <u>FY 2016/17</u> |
| GR&M | LF | 0 | 43,000 | 0 | 0 | 0 |
| GR&M | FAA | 0 | 4,085,000 | 0 | 0 | 0 |
| GR&M | DPTO | 0 | 71,393 | 0 | 0 | 0 |
| | | 0 | 4,199,393 | 0 | 0 | 0 |

FDOT Comment: Projects in the Roll Forward Report should be included in the TIP if they are not already there.**VTPO Staff Response:** Rolled FY 2013 funds forward.

4238541 - I-95 (SR 9) Over Cow Creek Bridge # 790061**From:** over Cow Creek**To:****Work Mix:** Bridge-Repair/Rehabilitation

| ----- Current Adopted FY 2012/13 to FY 2016/17 TIP ----- | | | | | | |
|--|-------------|-------------------|-------------------|-------------------|-------------------|-------------------|
| <u>PHASE</u> | <u>FUND</u> | <u>FY 2012/13</u> | <u>FY 2013/14</u> | <u>FY 2014/15</u> | <u>FY 2015/16</u> | <u>FY 2016/17</u> |
| CST | DIH | 29,543 | 0 | 0 | 0 | 0 |
| CST | BRRP | 160,579 | 0 | 0 | 0 | 0 |
| PE | DIH | 3,367 | 0 | 0 | 0 | 0 |
| | | 193,489 | 0 | 0 | 0 | 0 |

| ----- Proposed Amended FY 2012/13 to FY 2016/17 TIP ----- | | | | | | |
|---|-------------|-------------------|-------------------|-------------------|-------------------|-------------------|
| <u>PHASE</u> | <u>FUND</u> | <u>FY 2012/13</u> | <u>FY 2013/14</u> | <u>FY 2014/15</u> | <u>FY 2015/16</u> | <u>FY 2016/17</u> |
| CST | BRRP | 0 | 60,677 | 0 | 0 | 0 |
| CST | DIH | 29,543 | 26,951 | 0 | 0 | 0 |
| CST | BRRP | 160,579 | 9,662 | 0 | 0 | 0 |
| PE | DIH | 3,367 | 7,034 | 0 | 0 | 0 |
| | | 193,489 | 104,324 | 0 | 0 | 0 |

FDOT Comment: Add DIH, BRRP Funds, and Work Summary (Rehab.) (See page 26 in Adopted Work Program Report)**VTPO Staff Response:** Added DIH and BRRP funds; added Work Summary.

4249041 - SR 40 (Granada Blvd) Resurfacing**From:** Tymber Creek Rd**To:** E of Perrott Dr**Work Mix:** Resurfacing----- **Current Adopted FY 2012/13 to FY 2016/17 TIP** -----

| <u>PHASE</u> | <u>FUND</u> | <u>FY 2012/13</u> | <u>FY 2013/14</u> | <u>FY 2014/15</u> | <u>FY 2015/16</u> | <u>FY 2016/17</u> |
|--------------|-------------|-------------------|-------------------|-------------------|-------------------|-------------------|
| CST | DS | 0 | 5,335 | 0 | 0 | 0 |
| CST | DIH | 0 | 263,835 | 0 | 0 | 0 |
| CST | DDR | 0 | 12,000 | 0 | 0 | 0 |
| CST | DDR | 0 | 5,020,248 | 0 | 0 | 0 |
| CST | DDR | 150,000 | 0 | 0 | 0 | 0 |
| PE | DIH | 7,934 | 0 | 0 | 0 | 0 |
| | | 157,934 | 5,301,418 | 0 | 0 | 0 |

----- **Proposed Amended FY 2012/13 to FY 2016/17 TIP** -----

| <u>PHASE</u> | <u>FUND</u> | <u>FY 2012/13</u> | <u>FY 2013/14</u> | <u>FY 2014/15</u> | <u>FY 2015/16</u> | <u>FY 2016/17</u> |
|--------------|-------------|-------------------|-------------------|-------------------|-------------------|-------------------|
| PE | DS | 400,996 | | 0 | 0 | 0 |
| CST | DS | 0 | 4,150,782 | 0 | 0 | 0 |
| CST | DIH | 0 | 127,467 | 0 | 0 | 0 |
| CST | DDR | 0 | 12,000 | 0 | 0 | 0 |
| CST | DDR | 0 | 242,371 | 0 | 0 | 0 |
| CST | DDR | 0 | 51,885 | 0 | 0 | 0 |
| PE | DIH | 51,693 | 8,566 | 0 | 0 | 0 |
| | | 452,689 | 4,593,071 | 0 | 0 | 0 |

FDOT Comment: Projects in the Roll Forward Report should be included in the TIP if they are not already there.**VTPO Staff Response:** Adjusted funds to match Roll Forward Report.

4272671 - SR 44 Resurfacing**From:** west of SR 415/CR 415**To:** Jungle Road/Hidden Pines**Work Mix:** Resurfacing

| ----- Current Adopted FY 2012/13 to FY 2016/17 TIP ----- | | | | | | |
|--|-------------|-------------------|-------------------|-------------------|-------------------|-------------------|
| <u>PHASE</u> | <u>FUND</u> | <u>FY 2012/13</u> | <u>FY 2013/14</u> | <u>FY 2014/15</u> | <u>FY 2015/16</u> | <u>FY 2016/17</u> |
| CST | DS | 5,050 | 0 | 0 | 0 | 0 |
| CST | DIH | 396,693 | 0 | 0 | 0 | 0 |
| CST | DDR | 6,753,866 | 0 | 0 | 0 | 0 |
| | | 7,155,609 | 0 | 0 | 0 | 0 |

| ----- Proposed Amended FY 2012/13 to FY 2016/17 TIP ----- | | | | | | |
|---|-------------|-------------------|-------------------|-------------------|-------------------|-------------------|
| <u>PHASE</u> | <u>FUND</u> | <u>FY 2012/13</u> | <u>FY 2013/14</u> | <u>FY 2014/15</u> | <u>FY 2015/16</u> | <u>FY 2016/17</u> |
| CST | DDR | 0 | 5,439 | 0 | 0 | 0 |
| PE | DIH | 0 | 1,220 | 0 | 0 | 0 |
| CST | DS | 5,050 | 0 | 0 | 0 | 0 |
| CST | DIH | 396,693 | 358,376 | 0 | 0 | 0 |
| CST | DDR | 6,753,866 | 0 | 0 | 0 | 0 |
| | | 7,155,609 | 365,035 | 0 | 0 | 0 |

FDOT Comment: Add project for FY14. (See page 30 in Adopted Work Program Report)**VTPO Staff Response:** Added funding in FY 2014 to match Work Program.

4284451 - Old Kings Road Resurfacing**From:** SR 100**To:** 2000 ft. south of SR 100**Work Mix:** Resurfacing

| ----- Current Adopted FY 2012/13 to FY 2016/17 TIP ----- | | | | | | |
|--|-------------|-------------------|-------------------|-------------------|-------------------|-------------------|
| <u>PHASE</u> | <u>FUND</u> | <u>FY 2012/13</u> | <u>FY 2013/14</u> | <u>FY 2014/15</u> | <u>FY 2015/16</u> | <u>FY 2016/17</u> |
| CST | SCRA | 0 | 900,000 | 0 | 0 | 0 |
| | | 0 | 900,000 | 0 | 0 | 0 |

| ----- Proposed Amended FY 2012/13 to FY 2016/17 TIP ----- | | | | | | |
|---|-------------|-------------------|-------------------|-------------------|-------------------|-------------------|
| <u>PHASE</u> | <u>FUND</u> | <u>FY 2012/13</u> | <u>FY 2013/14</u> | <u>FY 2014/15</u> | <u>FY 2015/16</u> | <u>FY 2016/17</u> |
| CST | SCRA | 0 | 0 | 0 | 0 | 0 |
| | | 0 | 0 | 0 | 0 | 0 |

FDOT Comment: Delete Project, this project is not in Flagler or Beverly Beach**VTPO Staff Response:** Deleted project.**4297981 - DeLand Municipal Airport Improvements****From:** at DeLand Municipal Airport**To:****Work Mix:** Aviation Safety Project

| ----- Current Adopted FY 2012/13 to FY 2016/17 TIP ----- | | | | | | |
|--|-------------|-------------------|-------------------|-------------------|-------------------|-------------------|
| <u>PHASE</u> | <u>FUND</u> | <u>FY 2012/13</u> | <u>FY 2013/14</u> | <u>FY 2014/15</u> | <u>FY 2015/16</u> | <u>FY 2016/17</u> |
| GR&M | LF | 6,933 | 0 | 0 | 0 | 0 |
| GR&M | DPTO | 6,933 | 0 | 0 | 0 | 0 |
| | | 13,866 | 0 | 0 | 0 | 0 |

| ----- Proposed Amended FY 2012/13 to FY 2016/17 TIP ----- | | | | | | |
|---|-------------|-------------------|-------------------|-------------------|-------------------|-------------------|
| <u>PHASE</u> | <u>FUND</u> | <u>FY 2012/13</u> | <u>FY 2013/14</u> | <u>FY 2014/15</u> | <u>FY 2015/16</u> | <u>FY 2016/17</u> |
| GR&M | LF | 0 | 6,933 | 0 | 0 | 0 |
| GR&M | DPTO | 0 | 6,933 | 0 | 0 | 0 |
| | | 0 | 13,866 | 0 | 0 | 0 |

FDOT Comment: Projects in the Roll Forward Report should be included in the TIP if they are not already there.**VTPO Staff Response:** Rolled FY 2013 funds forward.

4298111 - New Smyrna Municipal Airport Parking Expansion**From:** at New Smyrna Municipal Airport**To:****Work Mix:** Aviation Revenue/Operational

| ----- Current Adopted FY 2012/13 to FY 2016/17 TIP ----- | | | | | | |
|---|-------------|-------------------|-------------------|-------------------|-------------------|-------------------|
| <u>PHASE</u> | <u>FUND</u> | <u>FY 2012/13</u> | <u>FY 2013/14</u> | <u>FY 2014/15</u> | <u>FY 2015/16</u> | <u>FY 2016/17</u> |
| GR&M | LF | 18,332 | 0 | 0 | 0 | 0 |
| GR&M | DPTO | 77,110 | 0 | 0 | 0 | 0 |
| | | 95,442 | 0 | 0 | 0 | 0 |

| ----- Proposed Amended FY 2012/13 to FY 2016/17 TIP ----- | | | | | | |
|--|-------------|-------------------|-------------------|-------------------|-------------------|-------------------|
| <u>PHASE</u> | <u>FUND</u> | <u>FY 2012/13</u> | <u>FY 2013/14</u> | <u>FY 2014/15</u> | <u>FY 2015/16</u> | <u>FY 2016/17</u> |
| GR&M | LF | 0 | 18,332 | 0 | 0 | 0 |
| GR&M | DPTO | 0 | 77,110 | 0 | 0 | 0 |
| | | 0 | 95,442 | 0 | 0 | 0 |

FDOT Comment: Projects in the Roll Forward Report should be included in the TIP if they are not already there.**VTPO Staff Response:** Rolled FY 2013 funds forward.

4306771 - SR 400 (Beville Rd) Resurfacing**From:** W of Woodcrest Dr**To:** W of US 1 (SR 5)**Work Mix:** Resurfacing

| ----- Current Adopted FY 2012/13 to FY 2016/17 TIP ----- | | | | | | |
|--|-------------|-------------------|-------------------|-------------------|-------------------|-------------------|
| <u>PHASE</u> | <u>FUND</u> | <u>FY 2012/13</u> | <u>FY 2013/14</u> | <u>FY 2014/15</u> | <u>FY 2015/16</u> | <u>FY 2016/17</u> |
| CST | DS | 0 | 0 | 12,000 | 0 | 0 |
| CST | DS | 0 | 0 | 3,167,917 | 0 | 0 |
| CST | DIH | 0 | 0 | 72,181 | 0 | 0 |
| PE | DS | 0 | 250,000 | 0 | 0 | 0 |
| PE | DIH | 10,000 | 0 | 0 | 0 | 0 |
| | | 10,000 | 250,000 | 3,252,098 | 0 | 0 |

| ----- Proposed Amended FY 2012/13 to FY 2016/17 TIP ----- | | | | | | |
|---|-------------|-------------------|-------------------|-------------------|-------------------|-------------------|
| <u>PHASE</u> | <u>FUND</u> | <u>FY 2012/13</u> | <u>FY 2013/14</u> | <u>FY 2014/15</u> | <u>FY 2015/16</u> | <u>FY 2016/17</u> |
| CST | SA | 0 | 0 | 0 | 1,343,143 | 0 |
| CST | DS | 0 | 0 | 0 | 12,000 | 0 |
| CST | DS | 0 | 0 | 0 | 1,815,803 | 0 |
| CST | DIH | 0 | 0 | 0 | 71,526 | 0 |
| PE | DS | 0 | 250,000 | 0 | 0 | 0 |
| PE | DIH | 0 | 10,000 | 0 | 0 | 0 |
| | | 0 | 260,000 | 0 | 3,242,472 | 0 |

FDOT Comment: Projects in the Roll Forward Report should be included in the TIP if they are not already there.**VTPO Staff Response:** Rolled FY 2013 funds forward.

4306781 - SR 5 (US 1) Resurfacing**From:** South St**To:** Magnolia/Shangrila Dr**Work Mix:** Resurfacing

| ----- Current Adopted FY 2012/13 to FY 2016/17 TIP ----- | | | | | | |
|---|--------------------|--------------------------|--------------------------|--------------------------|--------------------------|--------------------------|
| <u>PHASE</u> | <u>FUND</u> | <u>FY 2012/13</u> | <u>FY 2013/14</u> | <u>FY 2014/15</u> | <u>FY 2015/16</u> | <u>FY 2016/17</u> |
| CST | DS | 0 | 0 | 5,510 | 0 | 0 |
| CST | DIH | 0 | 0 | 72,181 | 0 | 0 |
| CST | DDR | 0 | 0 | 5,084,381 | 0 | 0 |
| PE | DS | 0 | 210,000 | 0 | 0 | 0 |
| PE | DIH | 10,000 | 0 | 0 | 0 | 0 |
| | | 10,000 | 210,000 | 5,162,072 | 0 | 0 |

| ----- Proposed Amended FY 2012/13 to FY 2016/17 TIP ----- | | | | | | |
|--|--------------------|--------------------------|--------------------------|--------------------------|--------------------------|--------------------------|
| <u>PHASE</u> | <u>FUND</u> | <u>FY 2012/13</u> | <u>FY 2013/14</u> | <u>FY 2014/15</u> | <u>FY 2015/16</u> | <u>FY 2016/17</u> |
| CST | SA | 0 | 0 | 0 | 3,500,000 | 0 |
| CST | DS | 0 | 0 | 0 | 2,651,362 | 0 |
| CST | DIH | 0 | 0 | 0 | 71,526 | 0 |
| CST | DDR | 0 | 0 | 0 | 1,618,668 | 0 |
| PE | DS | 0 | | 210,000 | 0 | 0 |
| PE | DIH | 0 | 20,000 | 0 | 0 | 0 |
| | | 0 | 20,000 | 210,000 | 7,841,556 | 0 |

FDOT Comment: Projects in the Roll Forward Report should be included in the TIP if they are not already there.**VTPO Staff Response:** Rolled FY 2013 funds forward.

4310651 - Volusia County-Wide Bridge Rehabilitation**From:** County-wide**To:****Work Mix:** Bridge-Repair/Rehabilitation

| ----- Current Adopted FY 2012/13 to FY 2016/17 TIP ----- | | | | | | |
|--|-------------|-------------------|-------------------|-------------------|-------------------|-------------------|
| <u>PHASE</u> | <u>FUND</u> | <u>FY 2012/13</u> | <u>FY 2013/14</u> | <u>FY 2014/15</u> | <u>FY 2015/16</u> | <u>FY 2016/17</u> |
| CST | DS | 5,050 | 0 | 0 | 0 | 0 |
| CST | DIH | 232,938 | 0 | 0 | 0 | 0 |
| CST | BRRP | 2,052,320 | 0 | 0 | 0 | 0 |
| PE | DS | 50,000 | 0 | 0 | 0 | 0 |
| PE | DIH | 2,000 | 0 | 0 | 0 | 0 |
| | | 2,342,308 | 0 | 0 | 0 | 0 |

| ----- Proposed Amended FY 2012/13 to FY 2016/17 TIP ----- | | | | | | |
|---|-------------|-------------------|-------------------|-------------------|-------------------|-------------------|
| <u>PHASE</u> | <u>FUND</u> | <u>FY 2012/13</u> | <u>FY 2013/14</u> | <u>FY 2014/15</u> | <u>FY 2015/16</u> | <u>FY 2016/17</u> |
| CST | DS | 5,050 | 60,677 | 0 | 0 | 0 |
| CST | DIH | 232,938 | 232,894 | 0 | 0 | 0 |
| CST | BRRP | 2,052,320 | 74,003 | 0 | 0 | 0 |
| PE | DS | 50,000 | 0 | 0 | 0 | 0 |
| PE | DIH | 2,000 | 2,348 | 0 | 0 | 0 |
| | | 2,342,308 | 369,922 | 0 | 0 | 0 |

FDOT Comment: Add additional funding sources to CST phase FY14, and Work Summary (Bridge Rehab.) (See page 44 in Adopted Work Program Report)**VTPO Staff Response:** Added additional fund and Work Summary.

4315451 - DeLand Municipal Airport Improvements**From:** at DeLand Municipal Airport**To:****Work Mix:** Aviation Safety Project

| ----- Current Adopted FY 2012/13 to FY 2016/17 TIP ----- | | | | | | |
|---|--------------------|--------------------------|--------------------------|--------------------------|--------------------------|--------------------------|
| <u>PHASE</u> | <u>FUND</u> | <u>FY 2012/13</u> | <u>FY 2013/14</u> | <u>FY 2014/15</u> | <u>FY 2015/16</u> | <u>FY 2016/17</u> |
| CAP | LF | 529,995 | 607,608 | 704,770 | 663,551 | 665,727 |
| CAP | DPTO | 0 | 584,082 | 704,770 | 663,551 | 665,727 |
| CAP | DDR | 529,995 | 23,526 | 0 | 0 | 0 |
| | | 1,059,990 | 1,215,216 | 1,409,540 | 1,327,102 | 1,331,454 |

| ----- Proposed Amended FY 2012/13 to FY 2016/17 TIP ----- | | | | | | |
|--|--------------------|--------------------------|--------------------------|--------------------------|--------------------------|--------------------------|
| <u>PHASE</u> | <u>FUND</u> | <u>FY 2012/13</u> | <u>FY 2013/14</u> | <u>FY 2014/15</u> | <u>FY 2015/16</u> | <u>FY 2016/17</u> |
| CAP | LF | 0 | 458,607 | 704,770 | 663,551 | 665,727 |
| CAP | DPTO | 0 | 430,082 | 704,770 | 663,551 | 0 |
| CAP | DDR | 0 | 28,525 | 0 | 0 | 665,727 |
| | | 0 | 917,214 | 1,409,540 | 1,327,102 | 1,331,454 |

FDOT Comment: Projects in the Roll Forward Report should be included in the TIP if they are not already there.**VTPO Staff Response:** Rolled FY 2013 funds forward.

4316021 - Ormond Beach Airpark Runway Rehabilitation**From:** at Ormond Beach Airport**To:****Work Mix:** Aviation Preservation Project

| ----- Current Adopted FY 2012/13 to FY 2016/17 TIP ----- | | | | | | |
|---|-------------|-------------------|-------------------|-------------------|-------------------|-------------------|
| PHASE | FUND | FY 2012/13 | FY 2013/14 | FY 2014/15 | FY 2015/16 | FY 2016/17 |
| CAP | LF | 12,000 | 0 | 0 | 0 | 0 |
| CAP | FAA | 456,000 | 0 | 0 | 0 | 0 |
| CAP | DPTO | 12,000 | 0 | 0 | 0 | 0 |
| | | 480,000 | 0 | 0 | 0 | 0 |

| ----- Proposed Amended FY 2012/13 to FY 2016/17 TIP ----- | | | | | | |
|--|-------------|-------------------|-------------------|-------------------|-------------------|-------------------|
| PHASE | FUND | FY 2012/13 | FY 2013/14 | FY 2014/15 | FY 2015/16 | FY 2016/17 |
| CAP | LF | | 12,000 | 0 | 0 | 0 |
| CAP | FAA | | 456,000 | 0 | 0 | 0 |
| CAP | DPTO | | 12,000 | 0 | 0 | 0 |
| | | | 480,000 | 0 | 0 | 0 |

FDOT Comment: Projects in the Roll Forward Report should be included in the TIP if they are not already there.**VTPO Staff Response:** Rolled FY 2013 funds forward.**4324411 - SR 600 (US 92) Resurfacing****From:** US 17**To:** North Alabama St**Work Mix:** Resurfacing

| ----- Current Adopted FY 2012/13 to FY 2016/17 TIP ----- | | | | | | |
|---|-------------|-------------------|-------------------|-------------------|-------------------|-------------------|
| PHASE | FUND | FY 2012/13 | FY 2013/14 | FY 2014/15 | FY 2015/16 | FY 2016/17 |
| PE | DDR | | 144,000 | 0 | 0 | 0 |
| PE | DIH | 0 | 8,000 | 0 | 0 | 0 |
| CST | DDR | 0 | 0 | 0 | 5,460 | 0 |
| CST | DIH | 0 | 0 | 0 | 41,301 | 0 |
| CST | NHRE | 0 | 0 | 0 | 232,944 | 0 |
| | | 0 | 152,000 | 0 | 279,705 | 0 |

FDOT Comment: Projects in the Roll Forward Report should be included in the TIP if they are not already there.**VTPO Staff Response:** Project not included in FY 2012/13 - FY 2016/17 TIP. Added to match Roll Forward Report.

4336151 - SR 15 (US 17) Sidewalks**From:** Hagstrom Rd**To:** Washington Av**Work Mix:** Sidewalk

| ----- Current Adopted FY 2012/13 to FY 2016/17 TIP ----- | | | | | | |
|---|-------------|-------------------|-------------------|-------------------|-------------------|-------------------|
| <u>PHASE</u> | <u>FUND</u> | <u>FY 2012/13</u> | <u>FY 2013/14</u> | <u>FY 2014/15</u> | <u>FY 2015/16</u> | <u>FY 2016/17</u> |
| ----- Proposed Amended FY 2012/13 to FY 2016/17 TIP ----- | | | | | | |
| <u>PHASE</u> | <u>FUND</u> | <u>FY 2012/13</u> | <u>FY 2013/14</u> | <u>FY 2014/15</u> | <u>FY 2015/16</u> | <u>FY 2016/17</u> |
| CST | DIOH | 0 | 0 | 325 | 0 | 0 |
| CST | XU (SU) | 0 | 0 | 5,000 | 0 | 0 |
| CST | DIOH | 0 | 0 | 27,500 | 0 | 0 |
| CST | XU (SU) | 0 | 0 | 729,485 | 0 | 0 |
| PE | DIOH | 0 | 17,948 | 0 | 0 | 0 |
| PE | XU (SU) | 0 | 288,275 | 0 | 0 | 0 |
| PE | XU (SU) | 0 | 5,000 | 0 | 0 | 0 |
| | | 0 | 311,223 | 762,310 | 0 | 0 |

FDOT Comment: FDOT requested amendment (email from Calzaretta on 8/9/13)**VTPO Staff Response:** Added per FDOT request.

4336191 - 7th Street Sidewalk**From:** "B" St**To:** S. Myrtle Av**Work Mix:** Sidewalk

| ----- Current Adopted FY 2012/13 to FY 2016/17 TIP ----- | | | | | | |
|--|-------------|-------------------|-------------------|-------------------|-------------------|-------------------|
| <u>PHASE</u> | <u>FUND</u> | <u>FY 2012/13</u> | <u>FY 2013/14</u> | <u>FY 2014/15</u> | <u>FY 2015/16</u> | <u>FY 2016/17</u> |
| CST | XU (SU) | 32,481 | 0 | 0 | 0 | 0 |
| CST | LF | 3,609 | 0 | 0 | 0 | 0 |
| | | 36,090 | 0 | 0 | 0 | 0 |

| ----- Proposed Amended FY 2012/13 to FY 2016/17 TIP ----- | | | | | | |
|---|-------------|-------------------|-------------------|-------------------|-------------------|-------------------|
| <u>PHASE</u> | <u>FUND</u> | <u>FY 2012/13</u> | <u>FY 2013/14</u> | <u>FY 2014/15</u> | <u>FY 2015/16</u> | <u>FY 2016/17</u> |
| CST | XU (SU) | 0 | 24,021 | 0 | 0 | 0 |
| CST | LF | 0 | 22,206 | 0 | 0 | 0 |
| | | 0 | 46,227 | 0 | 0 | 0 |

FDOT Comment: Add CST phases and funding sources. City requested funds to be moved to CST phase. (See page 55 in Adopted Work Program Report)**VTPO Staff Response:** Added CST phases and funds. Project was listed in FY 2013 TIP as "Candidate-2012-B4".**4336221 - Michigan Av Sidewalks at Coronado Elementary School****From:****To:****Work Mix:** Sidewalk

| ----- Current Adopted FY 2012/13 to FY 2016/17 TIP ----- | | | | | | |
|--|-------------|-------------------|-------------------|-------------------|-------------------|-------------------|
| <u>PHASE</u> | <u>FUND</u> | <u>FY 2012/13</u> | <u>FY 2013/14</u> | <u>FY 2014/15</u> | <u>FY 2015/16</u> | <u>FY 2016/17</u> |
| CST | XU (SU) | 56,480 | 0 | 0 | 0 | 0 |
| CST | LF | 6,275 | 0 | 0 | 0 | 0 |
| | | 62,755 | 0 | 0 | 0 | 0 |

| ----- Proposed Amended FY 2012/13 to FY 2016/17 TIP ----- | | | | | | |
|---|-------------|-------------------|-------------------|-------------------|-------------------|-------------------|
| <u>PHASE</u> | <u>FUND</u> | <u>FY 2012/13</u> | <u>FY 2013/14</u> | <u>FY 2014/15</u> | <u>FY 2015/16</u> | <u>FY 2016/17</u> |
| CST | XU (SU) | 0 | 56,480 | 0 | 0 | 0 |
| CST | LF | 0 | 6,275 | 0 | 0 | 0 |
| | | 0 | 62,755 | 0 | 0 | 0 |

FDOT Comment: Add CST phases and funding sources. City requested funds to be moved to CST phase. (See page 55 in Adopted Work Program Report)**VTPO Staff Response:** Added CST phases and funds. Project was listed in FY 2013 TIP as "Candidate-2012-B2".

4338081 - SR 15/600 (US 17/92 Volusia Avenue) Landscaping**From:** Saxon Blvd**To:** SR 472**Work Mix:** Landscaping

| ----- Current Adopted FY 2012/13 to FY 2016/17 TIP ----- | | | | | | |
|---|-------------|-------------------|-------------------|-------------------|-------------------|-------------------|
| <u>PHASE</u> | <u>FUND</u> | <u>FY 2012/13</u> | <u>FY 2013/14</u> | <u>FY 2014/15</u> | <u>FY 2015/16</u> | <u>FY 2016/17</u> |
| ----- Proposed Amended FY 2012/13 to FY 2016/17 TIP ----- | | | | | | |
| <u>PHASE</u> | <u>FUND</u> | <u>FY 2012/13</u> | <u>FY 2013/14</u> | <u>FY 2014/15</u> | <u>FY 2015/16</u> | <u>FY 2016/17</u> |
| MNT | D | 0 | 100,000 | 0 | 0 | 0 |
| | | 0 | 100,000 | 0 | 0 | 0 |

FDOT Comment: Add project to TIP in FY14. (See page 57 in Adopted Work Program Report)**VTPO Staff Response:** Added project.**4343651** - Natural Disaster Volusia Countywide**From:****To:****Work Mix:** Emergency Operations

| ----- Current Adopted FY 2012/13 to FY 2016/17 TIP ----- | | | | | | |
|---|-------------|-------------------|-------------------|-------------------|-------------------|-------------------|
| <u>PHASE</u> | <u>FUND</u> | <u>FY 2012/13</u> | <u>FY 2013/14</u> | <u>FY 2014/15</u> | <u>FY 2015/16</u> | <u>FY 2016/17</u> |
| ----- Proposed Amended FY 2012/13 to FY 2016/17 TIP ----- | | | | | | |
| <u>PHASE</u> | <u>FUND</u> | <u>FY 2012/13</u> | <u>FY 2013/14</u> | <u>FY 2014/15</u> | <u>FY 2015/16</u> | <u>FY 2016/17</u> |
| MISC | DER | 0 | 1,000 | 0 | 0 | 0 |
| | | 0 | 1,000 | 0 | 0 | 0 |

FDOT Comment: Projects in the Roll Forward Report should be included in the TIP if they are not already there.**VTPO Staff Response:** Added project.

4343751 - New Smyrna Beach Transfer Station**From:****To:****Work Mix:** Transit Improvement

| ----- Current Adopted FY 2012/13 to FY 2016/17 TIP ----- | | | | | | |
|---|-------------|-------------------|-------------------|-------------------|-------------------|-------------------|
| <u>PHASE</u> | <u>FUND</u> | <u>FY 2012/13</u> | <u>FY 2013/14</u> | <u>FY 2014/15</u> | <u>FY 2015/16</u> | <u>FY 2016/17</u> |
| ----- Proposed Amended FY 2012/13 to FY 2016/17 TIP ----- | | | | | | |
| <u>PHASE</u> | <u>FUND</u> | <u>FY 2012/13</u> | <u>FY 2013/14</u> | <u>FY 2014/15</u> | <u>FY 2015/16</u> | <u>FY 2016/17</u> |
| CAP | FTA | 0 | 132,000 | 0 | 0 | 0 |
| CAP | LF | 0 | 33,000 | 0 | 0 | 0 |
| | | 0 | 165,000 | 0 | 0 | 0 |

FDOT Comment: Add project to TIP in FY14.**VTPO Staff Response:** Added project.**4343761 - Westside Maintenance Facility****From:****To:****Work Mix:** Transit Improvement

| ----- Current Adopted FY 2012/13 to FY 2016/17 TIP ----- | | | | | | |
|---|-------------|-------------------|-------------------|-------------------|-------------------|-------------------|
| <u>PHASE</u> | <u>FUND</u> | <u>FY 2012/13</u> | <u>FY 2013/14</u> | <u>FY 2014/15</u> | <u>FY 2015/16</u> | <u>FY 2016/17</u> |
| ----- Proposed Amended FY 2012/13 to FY 2016/17 TIP ----- | | | | | | |
| <u>PHASE</u> | <u>FUND</u> | <u>FY 2012/13</u> | <u>FY 2013/14</u> | <u>FY 2014/15</u> | <u>FY 2015/16</u> | <u>FY 2016/17</u> |
| CAP | FTA | 0 | 3,700,000 | 0 | 0 | 0 |
| CAP | LF | 0 | 925,000 | 0 | 0 | 0 |
| | | 0 | 4,625,000 | 0 | 0 | 0 |

FDOT Comment: Add project to TIP in FY14.**VTPO Staff Response:** Added project.*

Resolution 2013-22 - Attachment "B"

Proposed Amendments
to
FY 2013/14 - FY 2017/18
Transportation Improvement Program (TIP)

[including ROLL FORWARD AMENDMENTS]

September 25, 2013



2409922 SR 5 (US 1) at SR 421 (Dunlawton Av) & Herbert St

From: SR 421 (Dunlawton Av)
To: Herbert St
Work Mix: Intersection Improvement

| ----- Current Adopted FY 2013/14 to FY 2017/18 TIP ----- | | | | | | |
|---|-------------|-------------------|-------------------|-------------------|-------------------|-------------------|
| <u>PHASE</u> | <u>FUND</u> | <u>FY 2013/14</u> | <u>FY 2014/15</u> | <u>FY 2015/16</u> | <u>FY 2016/17</u> | <u>FY 2017/18</u> |
| ----- Proposed Amended FY 2013/14 to FY 2017/18 TIP ----- | | | | | | |
| <u>PHASE</u> | <u>FUND</u> | <u>FY 2013/14</u> | <u>FY 2014/15</u> | <u>FY 2015/16</u> | <u>FY 2016/17</u> | <u>FY 2017/18</u> |
| CST (51) | DIH | 39,966 | 0 | 0 | 0 | 0 |
| CST (52) | DS | 105,091 | 0 | 0 | 0 | 0 |
| ROW (41) | DIH | 6,977 | 0 | 0 | 0 | 0 |
| | | 152,034 | 0 | 0 | 0 | 0 |

FDOT Comment: Add project, CST phase, DIH and DS funds. (See page 1 in Adopted Work Program Report)

VTPO Staff Comment: Added project.

4049371 Ormond Beach Taxiway "G" South - Design

From: at Ormond Beach Municipal Airport
To:
Work Mix: Aviation Capacity Project

| ----- Current Adopted FY 2013/14 to FY 2017/18 TIP ----- | | | | | | |
|---|-------------|-------------------|-------------------|-------------------|-------------------|-------------------|
| <u>PHASE</u> | <u>FUND</u> | <u>FY 2013/14</u> | <u>FY 2014/15</u> | <u>FY 2015/16</u> | <u>FY 2016/17</u> | <u>FY 2017/18</u> |
| ----- Proposed Amended FY 2013/14 to FY 2017/18 TIP ----- | | | | | | |
| <u>PHASE</u> | <u>FUND</u> | <u>FY 2013/14</u> | <u>FY 2014/15</u> | <u>FY 2015/16</u> | <u>FY 2016/17</u> | <u>FY 2017/18</u> |
| CAP (9NA) | DPTO | 3,000 | 0 | 0 | 0 | 0 |
| CAP (9NA) | FAA | 114,000 | 0 | 0 | 0 | 0 |
| CAP (9NA) | LF | 3,000 | 0 | 0 | 0 | 0 |
| | | 120,000 | 0 | 0 | 0 | 0 |

FDOT Comment: Per Florida Statute 339.175 (8) (a) & (b), please add Aviation Projects funded with State funding.

VTPO Staff Comment: Added aviation project.

4049381 Ormond Beach Install PAPI

From: at Ormond Beach Municipal Airport

To:

Work Mix: Aviation Capacity Project

| ----- Current Adopted FY 2013/14 to FY 2017/18 TIP ----- | | | | | | |
|---|-------------|-------------------|-------------------|-------------------|-------------------|-------------------|
| <u>PHASE</u> | <u>FUND</u> | <u>FY 2013/14</u> | <u>FY 2014/15</u> | <u>FY 2015/16</u> | <u>FY 2016/17</u> | <u>FY 2017/18</u> |
| ----- Proposed Amended FY 2013/14 to FY 2017/18 TIP ----- | | | | | | |
| <u>PHASE</u> | <u>FUND</u> | <u>FY 2013/14</u> | <u>FY 2014/15</u> | <u>FY 2015/16</u> | <u>FY 2016/17</u> | <u>FY 2017/18</u> |
| CAP (9NA) | DPTO | 3,252 | 0 | 0 | 0 | 0 |
| CAP (9NA) | FAA | 494,000 | 0 | 0 | 0 | 0 |
| CAP (9NA) | LF | 13,000 | 0 | 0 | 0 | 0 |
| | | 510,252 | 0 | 0 | 0 | 0 |

FDOT Comment: Per Florida Statute 339.175 (8) (a) & (b), please add Aviation Projects funded with State funding.

VTPO Staff Comment: Added aviation project.

4081781 SR 483 (Clyde Morris Blvd) Widening Study

From: SR 400 (Beville Rd)

To: SR 600 (US 92, Int'l Speedway Blvd)

Work Mix: Add Lanes & Rehabilitate Pvmnt

| ----- Current Adopted FY 2013/14 to FY 2017/18 TIP ----- | | | | | | |
|---|-------------|-------------------|-------------------|-------------------|-------------------|-------------------|
| <u>PHASE</u> | <u>FUND</u> | <u>FY 2013/14</u> | <u>FY 2014/15</u> | <u>FY 2015/16</u> | <u>FY 2016/17</u> | <u>FY 2017/18</u> |
| ROW (4NA) | DDR | 0 | 0 | 0 | 0 | 27,598,500 |
| ROW (4NA) | DIH | 0 | 0 | 0 | 0 | 730,000 |
| | | 0 | 0 | 0 | 0 | 28,328,500 |
| ----- Proposed Amended FY 2013/14 to FY 2017/18 TIP ----- | | | | | | |
| <u>PHASE</u> | <u>FUND</u> | <u>FY 2013/14</u> | <u>FY 2014/15</u> | <u>FY 2015/16</u> | <u>FY 2016/17</u> | <u>FY 2017/18</u> |
| ENV (C8) | DDR | 691,555 | 0 | 0 | 0 | 0 |
| PE (3NA) | DIH | 3,019 | 0 | 0 | 0 | 0 |
| ROW (4NA) | DDR | 0 | 0 | 0 | 0 | 27,598,500 |
| ROW (4NA) | DIH | 0 | 0 | 0 | 0 | 730,000 |
| | | 694,574 | 0 | 0 | 0 | 28,328,500 |

FDOT Comment: Add Mitigation and DIH phase and funds. (See page 8 in Adopted Work Program Report)

VTPO Staff Comment: Added DIH phase and funds.

4130192 Flagler Traffic Engineering Contracts

From: Flagler Beach
To:
Work Mix: Traffic Signals

| ----- Current Adopted FY 2013/14 to FY 2017/18 TIP ----- | | | | | | |
|---|-------------|-------------------|-------------------|-------------------|-------------------|-------------------|
| <u>PHASE</u> | <u>FUND</u> | <u>FY 2013/14</u> | <u>FY 2014/15</u> | <u>FY 2015/16</u> | <u>FY 2016/17</u> | <u>FY 2017/18</u> |
| OPS (88) | DDR | 46,487 | 48,267 | 48,149 | 48,149 | 50,513 |
| | | 46,487 | 48,267 | 48,149 | 48,149 | 50,513 |
| ----- Proposed Amended FY 2013/14 to FY 2017/18 TIP ----- | | | | | | |
| <u>PHASE</u> | <u>FUND</u> | <u>FY 2013/14</u> | <u>FY 2014/15</u> | <u>FY 2015/16</u> | <u>FY 2016/17</u> | <u>FY 2017/18</u> |
| OPS (88) | DDR | 4,298 | 4,427 | 4,560 | 4,697 | 4,838 |
| | | 4,298 | 4,427 | 4,560 | 4,697 | 4,838 |

FDOT Comment: Add LRTP page number; only include Flagler Beach portion of sequence 03. (See page 3 in adopted Work Program Report)

VTPO Staff Comment: Added LRTP page reference; included only sequence 03 funds.

4136155 Lighting Agreements

From: in Flagler Beach
To:
Work Mix: Lighting

| ----- Current Adopted FY 2013/14 to FY 2017/18 TIP ----- | | | | | | |
|---|-------------|-------------------|-------------------|-------------------|-------------------|-------------------|
| <u>PHASE</u> | <u>FUND</u> | <u>FY 2013/14</u> | <u>FY 2014/15</u> | <u>FY 2015/16</u> | <u>FY 2016/17</u> | <u>FY 2017/18</u> |
| MNT (78) | DDR | 17,295 | 17,295 | 17,295 | 17,295 | 17,295 |
| | | 17,295 | 17,295 | 17,295 | 17,295 | 17,295 |
| ----- Proposed Amended FY 2013/14 to FY 2017/18 TIP ----- | | | | | | |
| <u>PHASE</u> | <u>FUND</u> | <u>FY 2013/14</u> | <u>FY 2014/15</u> | <u>FY 2015/16</u> | <u>FY 2016/17</u> | <u>FY 2017/18</u> |
| MNT (78) | DDR | 46,336 | 47,726 | 49,158 | 50,700 | 52,500 |
| | | 46,336 | 47,726 | 49,158 | 50,700 | 52,500 |

FDOT Comment: Add LRTP page number; only include Flagler Beach portion of sequence 03. (See page 3 in adopted Work Program Report)

VTPO Staff Comment: Added LRTP page reference; included only sequence 03 funds.

4154347 East Central Regional Rail Trail - Section 7

From: Cow Creek
To: Dale St
Work Mix: Bike Path/Trail

| ----- Current Adopted FY 2013/14 to FY 2017/18 TIP ----- | | | | | | |
|---|-------------|-------------------|-------------------|-------------------|-------------------|-------------------|
| <u>PHASE</u> | <u>FUND</u> | <u>FY 2013/14</u> | <u>FY 2014/15</u> | <u>FY 2015/16</u> | <u>FY 2016/17</u> | <u>FY 2017/18</u> |
| ----- Proposed Amended FY 2013/14 to FY 2017/18 TIP ----- | | | | | | |
| <u>PHASE</u> | <u>FUND</u> | <u>FY 2013/14</u> | <u>FY 2014/15</u> | <u>FY 2015/16</u> | <u>FY 2016/17</u> | <u>FY 2017/18</u> |
| CST (58) | ACCM | 1,285,809 | 0 | 0 | 0 | 0 |
| CST (58) | ACTU | 474,736 | 0 | 0 | 0 | 0 |
| CST (58) | DIOH | 127,672 | 0 | 0 | 0 | 0 |
| CST (58) | TALU | 456,026 | 0 | 0 | 0 | 0 |
| | | 2,344,243 | 0 | 0 | 0 | 0 |

FDOT Comment: Add CST phase for FY 14. (See page 13 in Adopted Work Program Report)

4154348 East Central Regional Rail Trail - Section 8

From: Guise Rd
To: Gobblers Lodge Road
Work Mix: Bike Path/Trail

| ----- Current Adopted FY 2013/14 to FY 2017/18 TIP ----- | | | | | | |
|---|-------------|-------------------|-------------------|-------------------|-------------------|-------------------|
| <u>PHASE</u> | <u>FUND</u> | <u>FY 2013/14</u> | <u>FY 2014/15</u> | <u>FY 2015/16</u> | <u>FY 2016/17</u> | <u>FY 2017/18</u> |
| ----- Proposed Amended FY 2013/14 to FY 2017/18 TIP ----- | | | | | | |
| <u>PHASE</u> | <u>FUND</u> | <u>FY 2013/14</u> | <u>FY 2014/15</u> | <u>FY 2015/16</u> | <u>FY 2016/17</u> | <u>FY 2017/18</u> |
| ROW (41) | ACTU | 4,000 | 0 | 0 | 0 | 0 |
| ROW (48) | LF | 10,233 | 0 | 0 | 0 | 0 |
| ROW (48) | TALU | 439,767 | 0 | 0 | 0 | 0 |
| | | 454,000 | 0 | 0 | 0 | 0 |

FDOT Comment: Add ROW phase for FY 14.

4180808 DeLand District Admin Office Minor Repairs/Renovations

From:

To:

Work Mix: Fixed Capital Outlay

| | | ----- Current Adopted FY 2013/14 to FY 2017/18 TIP ----- | | | | |
|--------------|-------------|--|-------------------|-------------------|-------------------|-------------------|
| <u>PHASE</u> | <u>FUND</u> | <u>FY 2013/14</u> | <u>FY 2014/15</u> | <u>FY 2015/16</u> | <u>FY 2016/17</u> | <u>FY 2017/18</u> |
| CST (5NA) | FCO | 100,000 | 0 | 0 | 0 | 0 |
| | | 100,000 | 0 | 0 | 0 | 0 |

| | | ----- Proposed Amended FY 2013/14 to FY 2017/18 TIP ----- | | | | |
|--------------|-------------|---|-------------------|-------------------|-------------------|-------------------|
| <u>PHASE</u> | <u>FUND</u> | <u>FY 2013/14</u> | <u>FY 2014/15</u> | <u>FY 2015/16</u> | <u>FY 2016/17</u> | <u>FY 2017/18</u> |

FDOT Comment: Delete project; no funds programmed

VTPO Staff Comment: Deleted project.

4182971 New Smyrna Update Master Plan

From: at New Smyrna Beach Municipal Airport

To:

Work Mix: Aviation Capacity Project

| | | ----- Current Adopted FY 2013/14 to FY 2017/18 TIP ----- | | | | |
|--------------|-------------|--|-------------------|-------------------|-------------------|-------------------|
| <u>PHASE</u> | <u>FUND</u> | <u>FY 2013/14</u> | <u>FY 2014/15</u> | <u>FY 2015/16</u> | <u>FY 2016/17</u> | <u>FY 2017/18</u> |

| | | ----- Proposed Amended FY 2013/14 to FY 2017/18 TIP ----- | | | | |
|--------------|-------------|---|-------------------|-------------------|-------------------|-------------------|
| <u>PHASE</u> | <u>FUND</u> | <u>FY 2013/14</u> | <u>FY 2014/15</u> | <u>FY 2015/16</u> | <u>FY 2016/17</u> | <u>FY 2017/18</u> |
| CAP (9NA) | DPTO | 5,000 | 0 | 0 | 0 | 0 |
| CAP (9NA) | FAA | 190,000 | 0 | 0 | 0 | 0 |
| CAP (9NA) | LF | 5,000 | 0 | 0 | 0 | 0 |
| | | 200,000 | 0 | 0 | 0 | 0 |

FDOT Comment: Per Florida Statute 339.175 (8) (a) & (b), please add Aviation Projects funded with State funding.

VTPO Staff Comment: Added aviation project.

4182991 Ormond Beach Airport Improvement Project

From: at Ormond Beach Municipal Airport

To:

Work Mix: Aviation Capacity Project

| | | ----- Current Adopted FY 2013/14 to FY 2017/18 TIP ----- | | | | |
|--------------|-------------|---|-------------------|-------------------|-------------------|-------------------|
| <u>PHASE</u> | <u>FUND</u> | <u>FY 2013/14</u> | <u>FY 2014/15</u> | <u>FY 2015/16</u> | <u>FY 2016/17</u> | <u>FY 2017/18</u> |
| | | ----- Proposed Amended FY 2013/14 to FY 2017/18 TIP ----- | | | | |
| <u>PHASE</u> | <u>FUND</u> | <u>FY 2013/14</u> | <u>FY 2014/15</u> | <u>FY 2015/16</u> | <u>FY 2016/17</u> | <u>FY 2017/18</u> |
| CAP (9NA) | DDR | 2,356 | 0 | 0 | 0 | 0 |
| CAP (9NA) | LF | 2,356 | 0 | 0 | 0 | 0 |
| | | 4,712 | 0 | 0 | 0 | 0 |

FDOT Comment: Per Florida Statute 339.175 (8) (a) & (b), please add Aviation Projects funded with State funding.

VTPO Staff Comment: Added aviation project.

4183001 Ormond Beach Construct Taxiway "G" South

From: at Ormond Beach Municipal Airport

To:

Work Mix: Aviation Capacity Project

| | | ----- Current Adopted FY 2013/14 to FY 2017/18 TIP ----- | | | | |
|--------------|-------------|---|-------------------|-------------------|-------------------|-------------------|
| <u>PHASE</u> | <u>FUND</u> | <u>FY 2013/14</u> | <u>FY 2014/15</u> | <u>FY 2015/16</u> | <u>FY 2016/17</u> | <u>FY 2017/18</u> |
| | | ----- Proposed Amended FY 2013/14 to FY 2017/18 TIP ----- | | | | |
| <u>PHASE</u> | <u>FUND</u> | <u>FY 2013/14</u> | <u>FY 2014/15</u> | <u>FY 2015/16</u> | <u>FY 2016/17</u> | <u>FY 2017/18</u> |
| CAP (9NA) | DS | 15,000 | 0 | 0 | 0 | 0 |
| CAP (9NA) | FAA | 270,000 | 0 | 0 | 0 | 0 |
| CAP (9NA) | LF | 15,000 | 0 | 0 | 0 | 0 |
| | | 300,000 | 0 | 0 | 0 | 0 |

FDOT Comment: Per Florida Statute 339.175 (8) (a) & (b), please add Aviation Projects funded with State funding.

VTPO Staff Comment: Added aviation project.

4184751 Ormond Beach SW Airpark Development Construction

From: at Ormond Beach Municipal Airport

To:

Work Mix: Aviation Capacity Project

| ----- Current Adopted FY 2013/14 to FY 2017/18 TIP ----- | | | | | | |
|---|-------------|-------------------|-------------------|-------------------|-------------------|-------------------|
| <u>PHASE</u> | <u>FUND</u> | <u>FY 2013/14</u> | <u>FY 2014/15</u> | <u>FY 2015/16</u> | <u>FY 2016/17</u> | <u>FY 2017/18</u> |
| ----- Proposed Amended FY 2013/14 to FY 2017/18 TIP ----- | | | | | | |
| <u>PHASE</u> | <u>FUND</u> | <u>FY 2013/14</u> | <u>FY 2014/15</u> | <u>FY 2015/16</u> | <u>FY 2016/17</u> | <u>FY 2017/18</u> |
| CAP (9NA) | DDR | 4,872 | 0 | 0 | 0 | 0 |
| CAP (9NA) | LF | 4,872 | 0 | 0 | 0 | 0 |
| | | 9,744 | 0 | 0 | 0 | 0 |

FDOT Comment: Per Florida Statute 339.175 (8) (a) & (b), please add Aviation Projects funded with State funding.

VTPO Staff Comment: Added aviation project.

4184801 Ormond Beach Construct Taxiway "A"

From: at Ormond Beach Municipal Airport

To:

Work Mix: Aviation Capacity Project

| ----- Current Adopted FY 2013/14 to FY 2017/18 TIP ----- | | | | | | |
|---|-------------|-------------------|-------------------|-------------------|-------------------|-------------------|
| <u>PHASE</u> | <u>FUND</u> | <u>FY 2013/14</u> | <u>FY 2014/15</u> | <u>FY 2015/16</u> | <u>FY 2016/17</u> | <u>FY 2017/18</u> |
| ----- Proposed Amended FY 2013/14 to FY 2017/18 TIP ----- | | | | | | |
| <u>PHASE</u> | <u>FUND</u> | <u>FY 2013/14</u> | <u>FY 2014/15</u> | <u>FY 2015/16</u> | <u>FY 2016/17</u> | <u>FY 2017/18</u> |
| CAP (9NA) | DDR | 4,000 | 0 | 0 | 0 | 0 |
| CAP (9NA) | FAA | 72,000 | 0 | 0 | 0 | 0 |
| CAP (9NA) | LF | 4,000 | 0 | 0 | 0 | 0 |
| | | 80,000 | 0 | 0 | 0 | 0 |

FDOT Comment: Per Florida Statute 339.175 (8) (a) & (b), please add Aviation Projects funded with State funding.

VTPO Staff Comment: Added aviation project.

4184811 Ormond Beach Airpark - Drainage Improvements

From: at Ormond Beach Airport

To:

Work Mix: Aviation Preservation Project

| ----- Current Adopted FY 2013/14 to FY 2017/18 TIP ----- | | | | | | |
|---|-------------|-------------------|-------------------|-------------------|-------------------|-------------------|
| <u>PHASE</u> | <u>FUND</u> | <u>FY 2013/14</u> | <u>FY 2014/15</u> | <u>FY 2015/16</u> | <u>FY 2016/17</u> | <u>FY 2017/18</u> |
| ----- Proposed Amended FY 2013/14 to FY 2017/18 TIP ----- | | | | | | |
| <u>PHASE</u> | <u>FUND</u> | <u>FY 2013/14</u> | <u>FY 2014/15</u> | <u>FY 2015/16</u> | <u>FY 2016/17</u> | <u>FY 2017/18</u> |
| CAP (9NA) | DPTO | 0 | 40,400 | 142,800 | 0 | 0 |
| CAP (9NA) | LF | 0 | 10,100 | 35,700 | 0 | 0 |
| | | 0 | 50,500 | 178,500 | 0 | 0 |

FDOT Comment: Per Florida Statute 339.175 (8) (a) & (b), please add Aviation Projects funded with State funding.

VTPO Staff Comment: Added aviation project.

4184851 New Smyrna Land Acquisition

From: at New Smyrna Beach Municipal Airport

To:

Work Mix: Aviation Capacity Project

| ----- Current Adopted FY 2013/14 to FY 2017/18 TIP ----- | | | | | | |
|---|-------------|-------------------|-------------------|-------------------|-------------------|-------------------|
| <u>PHASE</u> | <u>FUND</u> | <u>FY 2013/14</u> | <u>FY 2014/15</u> | <u>FY 2015/16</u> | <u>FY 2016/17</u> | <u>FY 2017/18</u> |
| ----- Proposed Amended FY 2013/14 to FY 2017/18 TIP ----- | | | | | | |
| <u>PHASE</u> | <u>FUND</u> | <u>FY 2013/14</u> | <u>FY 2014/15</u> | <u>FY 2015/16</u> | <u>FY 2016/17</u> | <u>FY 2017/18</u> |
| CAP (9NA) | DPTO | 118,530 | 0 | 0 | 0 | 0 |
| CAP (9NA) | LF | 29,633 | 0 | 0 | 0 | 0 |
| | | 148,163 | 0 | 0 | 0 | 0 |

FDOT Comment: Per Florida Statute 339.175 (8) (a) & (b), please add Aviation Projects funded with State funding.

VTPO Staff Comment: Added aviation project.

4193731 Votran - Section 5307 Replace/Equip/Vehicles

From: county-wide

To:

Work Mix: Capital For Fixed Route

| ----- Current Adopted FY 2013/14 to FY 2017/18 TIP ----- | | | | | | |
|--|-------------|-------------------|-------------------|-------------------|-------------------|-------------------|
| <u>PHASE</u> | <u>FUND</u> | <u>FY 2013/14</u> | <u>FY 2014/15</u> | <u>FY 2015/16</u> | <u>FY 2016/17</u> | <u>FY 2017/18</u> |
| CAP (9NA) | FTA | 8,000,000 | 8,000,000 | 0 | 0 | 0 |
| CAP (9NA) | LF | 2,000,000 | 2,000,000 | 0 | 0 | 0 |
| | | 10,000,000 | 10,000,000 | 0 | 0 | 0 |

| ----- Proposed Amended FY 2013/14 to FY 2017/18 TIP ----- | | | | | | |
|---|-------------|-------------------|-------------------|-------------------|-------------------|-------------------|
| <u>PHASE</u> | <u>FUND</u> | <u>FY 2013/14</u> | <u>FY 2014/15</u> | <u>FY 2015/16</u> | <u>FY 2016/17</u> | <u>FY 2017/18</u> |
| CAP (9NA) | FTA | 15,500,000 | 8,000,000 | 0 | 0 | 0 |
| CAP (9NA) | LF | 3,875,000 | 2,000,000 | 0 | 0 | 0 |
| | | 19,375,000 | 10,000,000 | 0 | 0 | 0 |

FDOT Comment: Add FTA Funds of \$7,500,000 (FTA) and \$1,875,000 (LF) for FY 14. (See page 19 in Adopted Work Program Report)

VTPO Staff Comment: Added funds.

4193732 Votran - Section 5307 Capital Funds

From: County-wide

To:

Work Mix: Capital For Fixed Route

| ----- Current Adopted FY 2013/14 to FY 2017/18 TIP ----- | | | | | | |
|--|-------------|-------------------|-------------------|-------------------|-------------------|-------------------|
| <u>PHASE</u> | <u>FUND</u> | <u>FY 2013/14</u> | <u>FY 2014/15</u> | <u>FY 2015/16</u> | <u>FY 2016/17</u> | <u>FY 2017/18</u> |
| CAP (94) | FTA | 7,800,000 | 0 | 0 | 0 | 0 |
| CAP (94) | LF | 1,950,000 | 0 | 0 | 0 | 0 |
| | | 9,750,000 | 0 | 0 | 0 | 0 |

| ----- Proposed Amended FY 2013/14 to FY 2017/18 TIP ----- | | | | | | |
|---|-------------|-------------------|-------------------|-------------------|-------------------|-------------------|
| <u>PHASE</u> | <u>FUND</u> | <u>FY 2013/14</u> | <u>FY 2014/15</u> | <u>FY 2015/16</u> | <u>FY 2016/17</u> | <u>FY 2017/18</u> |
| CAP (94) | FTA | 7,800,000 | 0 | 0 | 0 | 0 |
| CAP (94) | LF | 1,950,000 | 0 | 0 | 0 | 0 |
| | | 9,750,000 | 0 | 0 | 0 | 0 |

FDOT Comment: Roll 2013 funds forward.

VTPO Staff Comment: Rolled 2013 funds forward.

4208501 Daytona Bch Int'l Airport - Payment on Bonds

From: at Daytona Beach International Airport

To:

Work Mix: Aviation Capacity Project

| ----- Current Adopted FY 2013/14 to FY 2017/18 TIP ----- | | | | | | |
|---|-------------|-------------------|-------------------|-------------------|-------------------|-------------------|
| <u>PHASE</u> | <u>FUND</u> | <u>FY 2013/14</u> | <u>FY 2014/15</u> | <u>FY 2015/16</u> | <u>FY 2016/17</u> | <u>FY 2017/18</u> |
| ----- Proposed Amended FY 2013/14 to FY 2017/18 TIP ----- | | | | | | |
| <u>PHASE</u> | <u>FUND</u> | <u>FY 2013/14</u> | <u>FY 2014/15</u> | <u>FY 2015/16</u> | <u>FY 2016/17</u> | <u>FY 2017/18</u> |
| CAP (9NA) | DPTO | 115,000 | 115,000 | 0 | 0 | 0 |
| CAP (9NA) | FAA | 2,070,000 | 2,070,000 | 0 | 0 | 0 |
| CAP (9NA) | LF | 115,000 | 115,000 | 0 | 0 | 0 |
| | | 2,300,000 | 2,300,000 | 0 | 0 | 0 |

FDOT Comment: Per Florida Statute 339.175 (8) (a) & (b), please add Aviation Projects funded with State funding.

VTPO Staff Comment: Added aviation project.

4208511 DeLand Airport Improvement Safety Project

From: at DeLand Municipal Airport

To:

Work Mix: Aviation Capacity Project

| ----- Current Adopted FY 2013/14 to FY 2017/18 TIP ----- | | | | | | |
|---|-------------|-------------------|-------------------|-------------------|-------------------|-------------------|
| <u>PHASE</u> | <u>FUND</u> | <u>FY 2013/14</u> | <u>FY 2014/15</u> | <u>FY 2015/16</u> | <u>FY 2016/17</u> | <u>FY 2017/18</u> |
| ----- Proposed Amended FY 2013/14 to FY 2017/18 TIP ----- | | | | | | |
| <u>PHASE</u> | <u>FUND</u> | <u>FY 2013/14</u> | <u>FY 2014/15</u> | <u>FY 2015/16</u> | <u>FY 2016/17</u> | <u>FY 2017/18</u> |
| CAP (9NA) | DPTO | 3,179 | 0 | 0 | 0 | 0 |
| CAP (9NA) | LF | 15,405 | 0 | 0 | 0 | 0 |
| | | 18,584 | 0 | 0 | 0 | 0 |

FDOT Comment: Per Florida Statute 339.175 (8) (a) & (b), please add Aviation Projects funded with State funding.

VTPO Staff Comment: Added aviation project.

4208521 DeLand Muni Rehab Taxiway "D"

From: at DeLand Municipal Airport

To:

Work Mix: Aviation Capacity Project

| ----- Current Adopted FY 2013/14 to FY 2017/18 TIP ----- | | | | | | |
|---|-------------|-------------------|-------------------|-------------------|-------------------|-------------------|
| <u>PHASE</u> | <u>FUND</u> | <u>FY 2013/14</u> | <u>FY 2014/15</u> | <u>FY 2015/16</u> | <u>FY 2016/17</u> | <u>FY 2017/18</u> |
| ----- Proposed Amended FY 2013/14 to FY 2017/18 TIP ----- | | | | | | |
| <u>PHASE</u> | <u>FUND</u> | <u>FY 2013/14</u> | <u>FY 2014/15</u> | <u>FY 2015/16</u> | <u>FY 2016/17</u> | <u>FY 2017/18</u> |
| CAP (9NA) | DPTO | 40,000 | 0 | 0 | 0 | 0 |
| CAP (9NA) | FAA | 950,000 | 0 | 0 | 0 | 0 |
| CAP (9NA) | LF | 10,000 | 0 | 0 | 0 | 0 |
| | | 1,000,000 | 0 | 0 | 0 | 0 |

FDOT Comment: Per Florida Statute 339.175 (8) (a) & (b), please add Aviation Projects funded with State funding.

VTPO Staff Comment: Added aviation project.

4208551 DeLand Municipal Airport Runway Rehab

From: DeLand Municipal Airport

To:

Work Mix: Aviation Preservation Project

| ----- Current Adopted FY 2013/14 to FY 2017/18 TIP ----- | | | | | | |
|---|-------------|-------------------|-------------------|-------------------|-------------------|-------------------|
| <u>PHASE</u> | <u>FUND</u> | <u>FY 2013/14</u> | <u>FY 2014/15</u> | <u>FY 2015/16</u> | <u>FY 2016/17</u> | <u>FY 2017/18</u> |
| ----- Proposed Amended FY 2013/14 to FY 2017/18 TIP ----- | | | | | | |
| <u>PHASE</u> | <u>FUND</u> | <u>FY 2013/14</u> | <u>FY 2014/15</u> | <u>FY 2015/16</u> | <u>FY 2016/17</u> | <u>FY 2017/18</u> |
| CAP (9NA) | DPTO | 160,000 | 0 | 0 | 0 | 0 |
| CAP (9NA) | FAA | 1,800,000 | 0 | 0 | 0 | 0 |
| CAP (9NA) | LF | 40,000 | 0 | 0 | 0 | 0 |
| | | 2,000,000 | 0 | 0 | 0 | 0 |

FDOT Comment: Per Florida Statute 339.175 (8) (a) & (b), please add Aviation Projects funded with State funding.

VTPO Staff Comment: Added aviation project.

4208571 New Smyrna Runway 11-29 Improvements

From: at New Smyrna Beach Municipal Airport

To:

Work Mix: Aviation Capacity Project

| | | ----- Current Adopted FY 2013/14 to FY 2017/18 TIP ----- | | | | |
|--------------|-------------|---|-------------------|-------------------|-------------------|-------------------|
| <u>PHASE</u> | <u>FUND</u> | <u>FY 2013/14</u> | <u>FY 2014/15</u> | <u>FY 2015/16</u> | <u>FY 2016/17</u> | <u>FY 2017/18</u> |
| | | ----- Proposed Amended FY 2013/14 to FY 2017/18 TIP ----- | | | | |
| <u>PHASE</u> | <u>FUND</u> | <u>FY 2013/14</u> | <u>FY 2014/15</u> | <u>FY 2015/16</u> | <u>FY 2016/17</u> | <u>FY 2017/18</u> |
| CAP (9NA) | DPTO | 97,934 | 0 | 0 | 0 | 0 |
| CAP (9NA) | LF | 30,000 | 0 | 0 | 0 | 0 |
| | | 127,934 | 0 | 0 | 0 | 0 |

FDOT Comment: Per Florida Statute 339.175 (8) (a) & (b), please add Aviation Projects funded with State funding.

VTPO Staff Comment: Added aviation project.

4208591 New Smyrna Airport Improvement Project

From: at New Smyrna Beach Municipal Airport

To:

Work Mix: Aviation Capacity Project

| | | ----- Current Adopted FY 2013/14 to FY 2017/18 TIP ----- | | | | |
|--------------|-------------|---|-------------------|-------------------|-------------------|-------------------|
| <u>PHASE</u> | <u>FUND</u> | <u>FY 2013/14</u> | <u>FY 2014/15</u> | <u>FY 2015/16</u> | <u>FY 2016/17</u> | <u>FY 2017/18</u> |
| | | ----- Proposed Amended FY 2013/14 to FY 2017/18 TIP ----- | | | | |
| <u>PHASE</u> | <u>FUND</u> | <u>FY 2013/14</u> | <u>FY 2014/15</u> | <u>FY 2015/16</u> | <u>FY 2016/17</u> | <u>FY 2017/18</u> |
| CAP (9NA) | DPTO | 33,925 | 0 | 0 | 0 | 0 |
| CAP (9NA) | LF | 33,925 | 0 | 0 | 0 | 0 |
| | | 67,850 | 0 | 0 | 0 | 0 |

FDOT Comment: Per Florida Statute 339.175 (8) (a) & (b), please add Aviation Projects funded with State funding.

VTPO Staff Comment: Added aviation project.

4208621 Ormond Beach Airport Runway Safety Area

From: at Ormond Beach Airport

To:

Work Mix: Aviation Safety Project

| ----- Current Adopted FY 2013/14 to FY 2017/18 TIP ----- | | | | | | |
|---|-------------|-------------------|-------------------|-------------------|-------------------|-------------------|
| <u>PHASE</u> | <u>FUND</u> | <u>FY 2013/14</u> | <u>FY 2014/15</u> | <u>FY 2015/16</u> | <u>FY 2016/17</u> | <u>FY 2017/18</u> |
| ----- Proposed Amended FY 2013/14 to FY 2017/18 TIP ----- | | | | | | |
| <u>PHASE</u> | <u>FUND</u> | <u>FY 2013/14</u> | <u>FY 2014/15</u> | <u>FY 2015/16</u> | <u>FY 2016/17</u> | <u>FY 2017/18</u> |
| CAP (9NA) | DPTO | 0 | 8,800 | 50,400 | 0 | 0 |
| CAP (9NA) | FAA | 0 | 99,900 | 567,000 | 0 | 0 |
| CAP (9NA) | LF | 0 | 2,220 | 12,600 | 0 | 0 |
| | | 0 | 110,920 | 630,000 | 0 | 0 |

FDOT Comment: Per Florida Statute 339.175 (8) (a) & (b), please add Aviation Projects funded with State funding.

VTPO Staff Comment: Added aviation project.

4208641 Ormond Beach Airpark Improvement Project

From: at Ormond Beach Airport

To:

Work Mix: Aviation Safety Project

| ----- Current Adopted FY 2013/14 to FY 2017/18 TIP ----- | | | | | | |
|---|-------------|-------------------|-------------------|-------------------|-------------------|-------------------|
| <u>PHASE</u> | <u>FUND</u> | <u>FY 2013/14</u> | <u>FY 2014/15</u> | <u>FY 2015/16</u> | <u>FY 2016/17</u> | <u>FY 2017/18</u> |
| ----- Proposed Amended FY 2013/14 to FY 2017/18 TIP ----- | | | | | | |
| <u>PHASE</u> | <u>FUND</u> | <u>FY 2013/14</u> | <u>FY 2014/15</u> | <u>FY 2015/16</u> | <u>FY 2016/17</u> | <u>FY 2017/18</u> |
| CAP (9NA) | DDR | 50,975 | 0 | 1,006,800 | 1,100,000 | 0 |
| CAP (9NA) | DPTO | 199,025 | 864,935 | 0 | 0 | 1,100,000 |
| CAP (9NA) | LF | 250,000 | 867,935 | 1,006,800 | 1,100,000 | 1,100,000 |
| | | 500,000 | 1,732,870 | 2,013,600 | 2,200,000 | 2,200,000 |

FDOT Comment: Per Florida Statute 339.175 (8) (a) & (b), please add Aviation Projects funded with State funding.

VTPO Staff Comment: Added aviation project.

4208651 Ormond Beach Airport Master Plan Update

From: at Ormond Beach Airport
To:
Work Mix: Aviation Capacity Project

| | | ----- Current Adopted FY 2013/14 to FY 2017/18 TIP ----- | | | | |
|--------------|-------------|---|-------------------|-------------------|-------------------|-------------------|
| <u>PHASE</u> | <u>FUND</u> | <u>FY 2013/14</u> | <u>FY 2014/15</u> | <u>FY 2015/16</u> | <u>FY 2016/17</u> | <u>FY 2017/18</u> |
| | | ----- Proposed Amended FY 2013/14 to FY 2017/18 TIP ----- | | | | |
| <u>PHASE</u> | <u>FUND</u> | <u>FY 2013/14</u> | <u>FY 2014/15</u> | <u>FY 2015/16</u> | <u>FY 2016/17</u> | <u>FY 2017/18</u> |
| CAP (9NA) | DPTO | 17,736 | 0 | 0 | 0 | 0 |
| CAP (9NA) | FAA | 199,530 | 0 | 0 | 0 | 0 |
| CAP (9NA) | LF | 4,434 | 0 | 0 | 0 | 0 |
| | | 221,700 | 0 | 0 | 0 | 0 |

FDOT Comment: Per Florida Statute 339.175 (8) (a) & (b), please add Aviation Projects funded with State funding.

VTPO Staff Comment: Added aviation project.

4212111 Votran - Section 5317 New Freedom Program

From: Daytona Beach - Port Orange Area
To:
Work Mix: Operating/Admin. Assistance

| | | ----- Current Adopted FY 2013/14 to FY 2017/18 TIP ----- | | | | |
|--------------|-------------|---|-------------------|-------------------|-------------------|-------------------|
| <u>PHASE</u> | <u>FUND</u> | <u>FY 2013/14</u> | <u>FY 2014/15</u> | <u>FY 2015/16</u> | <u>FY 2016/17</u> | <u>FY 2017/18</u> |
| | | ----- Proposed Amended FY 2013/14 to FY 2017/18 TIP ----- | | | | |
| <u>PHASE</u> | <u>FUND</u> | <u>FY 2013/14</u> | <u>FY 2014/15</u> | <u>FY 2015/16</u> | <u>FY 2016/17</u> | <u>FY 2017/18</u> |
| OPS (84) | FTA | 300,000 | 0 | 0 | 0 | 0 |
| OPS (84) | LF | 300,000 | 0 | 0 | 0 | 0 |
| | | 600,000 | 0 | 0 | 0 | 0 |

FDOT Comment: Add project for FY 14. (See page 22 in Adopted Work Program Report)

VTPO Staff Comment: Added project.

4217051 SR 5A (Nova Road) Lighting (Holly Hill)

From: SR 430 (Mason Avenue)

To: Flomich St

Work Mix: Lighting

| | | ----- Current Adopted FY 2013/14 to FY 2017/18 TIP ----- | | | | |
|--------------|-------------|---|-------------------|-------------------|-------------------|-------------------|
| <u>PHASE</u> | <u>FUND</u> | <u>FY 2013/14</u> | <u>FY 2014/15</u> | <u>FY 2015/16</u> | <u>FY 2016/17</u> | <u>FY 2017/18</u> |
| | | ----- Proposed Amended FY 2013/14 to FY 2017/18 TIP ----- | | | | |
| <u>PHASE</u> | <u>FUND</u> | <u>FY 2013/14</u> | <u>FY 2014/15</u> | <u>FY 2015/16</u> | <u>FY 2016/17</u> | <u>FY 2017/18</u> |
| CST (51) | DDR | 200,000 | 0 | 0 | 0 | 0 |
| | | 200,000 | 0 | 0 | 0 | 0 |

FDOT Comment: Add project to FY 14. (See page 23 in Adopted Work Program Report)

VTPO Staff Comment: Added project.

4217241 Bicycle/Pedestrian Facilities Feasibility Studies

From: Not yet determined

To:

Work Mix:

| | | ----- Current Adopted FY 2013/14 to FY 2017/18 TIP ----- | | | | |
|--------------|-------------|---|-------------------|-------------------|-------------------|-------------------|
| <u>PHASE</u> | <u>FUND</u> | <u>FY 2013/14</u> | <u>FY 2014/15</u> | <u>FY 2015/16</u> | <u>FY 2016/17</u> | <u>FY 2017/18</u> |
| PDE (PDENA) | SU | 100,000 | 100,000 | 100,000 | 100,000 | 100,000 |
| | | 100,000 | 100,000 | 100,000 | 100,000 | 100,000 |
| | | ----- Proposed Amended FY 2013/14 to FY 2017/18 TIP ----- | | | | |
| <u>PHASE</u> | <u>FUND</u> | <u>FY 2013/14</u> | <u>FY 2014/15</u> | <u>FY 2015/16</u> | <u>FY 2016/17</u> | <u>FY 2017/18</u> |

FDOT Comment: Change FM # to 421724-2; add work summary; change to County-wide; change titled phase to PLN. (See page 23 in Adopted Work Program Report)

VTPO Staff Comment: Deleted project; added new project (FM # 421724-2).

4217242 JPA - Bicycle/Pedestrian Facilities Feasibility Studies

From: County-wide

To:

Work Mix: Studies

| ----- Current Adopted FY 2013/14 to FY 2017/18 TIP ----- | | | | | | |
|---|-------------|-------------------|-------------------|-------------------|-------------------|-------------------|
| <u>PHASE</u> | <u>FUND</u> | <u>FY 2013/14</u> | <u>FY 2014/15</u> | <u>FY 2015/16</u> | <u>FY 2016/17</u> | <u>FY 2017/18</u> |
| ----- Proposed Amended FY 2013/14 to FY 2017/18 TIP ----- | | | | | | |
| <u>PHASE</u> | <u>FUND</u> | <u>FY 2013/14</u> | <u>FY 2014/15</u> | <u>FY 2015/16</u> | <u>FY 2016/17</u> | <u>FY 2017/18</u> |
| PLN (18) | XU (SU) | 113,607 | 100,000 | 100,000 | 100,000 | 100,000 |
| | | 113,607 | 100,000 | 100,000 | 100,000 | 100,000 |

FDOT Comment: Change FM # to 421724-2; add work summary; change to County-wide; change titled phase to PLN. (See page 23 in Adopted Work Program Report)

VTPO Staff Comment: Added project; replaces FM # 421724-1.

4217251 Traffic Ops/ITS/Safety Feasibility Studies

From: County-wide

To:

Work Mix:

| ----- Current Adopted FY 2013/14 to FY 2017/18 TIP ----- | | | | | | |
|---|-------------|-------------------|-------------------|-------------------|-------------------|-------------------|
| <u>PHASE</u> | <u>FUND</u> | <u>FY 2013/14</u> | <u>FY 2014/15</u> | <u>FY 2015/16</u> | <u>FY 2016/17</u> | <u>FY 2017/18</u> |
| PDE (PDENA) | SU | 100,000 | 100,000 | 100,000 | 100,000 | 100,000 |
| | | 100,000 | 100,000 | 100,000 | 100,000 | 100,000 |
| ----- Proposed Amended FY 2013/14 to FY 2017/18 TIP ----- | | | | | | |
| <u>PHASE</u> | <u>FUND</u> | <u>FY 2013/14</u> | <u>FY 2014/15</u> | <u>FY 2015/16</u> | <u>FY 2016/17</u> | <u>FY 2017/18</u> |

FDOT Comment: Change FM # to 421725-3; add work summary; change titled phase to PLN. (See page 23 in Adopted Work Program Report)

VTPO Staff Comment: Deleted project; added new project (FM # 421725-3).

4217253 JPA - Traffic Ops/ITS/Safety Feasibility Studies

From: County-wide

To:

Work Mix: Studies

| | | ----- Current Adopted FY 2013/14 to FY 2017/18 TIP ----- | | | | |
|--------------|-------------|---|-------------------|-------------------|-------------------|-------------------|
| <u>PHASE</u> | <u>FUND</u> | <u>FY 2013/14</u> | <u>FY 2014/15</u> | <u>FY 2015/16</u> | <u>FY 2016/17</u> | <u>FY 2017/18</u> |
| | | ----- Proposed Amended FY 2013/14 to FY 2017/18 TIP ----- | | | | |
| <u>PHASE</u> | <u>FUND</u> | <u>FY 2013/14</u> | <u>FY 2014/15</u> | <u>FY 2015/16</u> | <u>FY 2016/17</u> | <u>FY 2017/18</u> |
| PLN (18) | XU (SU) | 100,000 | 100,000 | 100,000 | 100,000 | 100,000 |
| | | 100,000 | 100,000 | 100,000 | 100,000 | 100,000 |

FDOT Comment: Change FM # to 421725-3; add work summary; change titled phase to PLN. (See page 23 in Adopted Work Program Report)

VTPO Staff Comment: Added project; replaces FM # 421725-1.

4220303 SR 40 (Granada Blvd) Landscaping

From: Orchard St

To: SR A1A

Work Mix: Landscaping

| | | ----- Current Adopted FY 2013/14 to FY 2017/18 TIP ----- | | | | |
|--------------|-------------|---|-------------------|-------------------|-------------------|-------------------|
| <u>PHASE</u> | <u>FUND</u> | <u>FY 2013/14</u> | <u>FY 2014/15</u> | <u>FY 2015/16</u> | <u>FY 2016/17</u> | <u>FY 2017/18</u> |
| CST (5NA) | DS | 0 | 750,000 | 0 | 0 | 0 |
| | | 0 | 750,000 | 0 | 0 | 0 |
| | | ----- Proposed Amended FY 2013/14 to FY 2017/18 TIP ----- | | | | |
| <u>PHASE</u> | <u>FUND</u> | <u>FY 2013/14</u> | <u>FY 2014/15</u> | <u>FY 2015/16</u> | <u>FY 2016/17</u> | <u>FY 2017/18</u> |
| CST (5NA) | DS | 0 | 750,000 | 0 | 0 | 0 |
| | | 0 | 750,000 | 0 | 0 | 0 |

FDOT Comment: Add LRTP page number. (See page 25 in Adopted Work Program Report)

VTPO Staff Comment: Added LRTP page reference.

4223462 FDOT District 5 Office Renovation

From: at US 17-92 (Woodland Blvd) and Winnemissett Ave

To:

Work Mix: Fixed Capital Outlay

| | | ----- Current Adopted FY 2013/14 to FY 2017/18 TIP ----- | | | | |
|--------------|-------------|---|-------------------|-------------------|-------------------|-------------------|
| <u>PHASE</u> | <u>FUND</u> | <u>FY 2013/14</u> | <u>FY 2014/15</u> | <u>FY 2015/16</u> | <u>FY 2016/17</u> | <u>FY 2017/18</u> |
| | | ----- Proposed Amended FY 2013/14 to FY 2017/18 TIP ----- | | | | |
| <u>PHASE</u> | <u>FUND</u> | <u>FY 2013/14</u> | <u>FY 2014/15</u> | <u>FY 2015/16</u> | <u>FY 2016/17</u> | <u>FY 2017/18</u> |
| CST (52) | DIH | 309,000 | 0 | 0 | 0 | 0 |
| | | 309,000 | 0 | 0 | 0 | 0 |

FDOT Comment: Roll 2013 funds forward.

VTPO Staff Comment: Rolled 2013 funds forward.

4224461 DeLand Muni Rehab RW 12-30

From: at DeLand Municipal Airport

To:

Work Mix: Aviation Capacity Project

| | | ----- Current Adopted FY 2013/14 to FY 2017/18 TIP ----- | | | | |
|--------------|-------------|---|-------------------|-------------------|-------------------|-------------------|
| <u>PHASE</u> | <u>FUND</u> | <u>FY 2013/14</u> | <u>FY 2014/15</u> | <u>FY 2015/16</u> | <u>FY 2016/17</u> | <u>FY 2017/18</u> |
| | | ----- Proposed Amended FY 2013/14 to FY 2017/18 TIP ----- | | | | |
| <u>PHASE</u> | <u>FUND</u> | <u>FY 2013/14</u> | <u>FY 2014/15</u> | <u>FY 2015/16</u> | <u>FY 2016/17</u> | <u>FY 2017/18</u> |
| CAP (9NA) | DPTO | 71,393 | 0 | 0 | 0 | 0 |
| CAP (9NA) | FAA | 4,085,000 | 0 | 0 | 0 | 0 |
| CAP (9NA) | LF | 43,000 | 0 | 0 | 0 | 0 |
| | | 4,199,393 | 0 | 0 | 0 | 0 |

FDOT Comment: Per Florida Statute 339.175 (8) (a) & (b), please add Aviation Projects funded with State funding.

VTPO Staff Comment: Added aviation project.

4238541 I-95 (SR 9) Over Cow Creek Bridge # 790061

From: over Cow Creek

To:

Work Mix: Bridge-Repair/Rehabilitation

| ----- Current Adopted FY 2013/14 to FY 2017/18 TIP ----- | | | | | | |
|--|-------------|-------------------|-------------------|-------------------|-------------------|-------------------|
| <u>PHASE</u> | <u>FUND</u> | <u>FY 2013/14</u> | <u>FY 2014/15</u> | <u>FY 2015/16</u> | <u>FY 2016/17</u> | <u>FY 2017/18</u> |
| CST (5NA) | DDR | 60,677 | 0 | 0 | 0 | 0 |
| | | 60,677 | 0 | 0 | 0 | 0 |

| ----- Proposed Amended FY 2013/14 to FY 2017/18 TIP ----- | | | | | | |
|---|-------------|-------------------|-------------------|-------------------|-------------------|-------------------|
| <u>PHASE</u> | <u>FUND</u> | <u>FY 2013/14</u> | <u>FY 2014/15</u> | <u>FY 2015/16</u> | <u>FY 2016/17</u> | <u>FY 2017/18</u> |
| CEI (61) | DIH | 26,951 | 0 | 0 | 0 | 0 |
| CST (52) | BRRP | 9,662 | 0 | 0 | 0 | 0 |
| CST (5NA) | DDR | 60,677 | 0 | 0 | 0 | 0 |
| PE (31) | DIH | 7,034 | 0 | 0 | 0 | 0 |
| | | 104,324 | 0 | 0 | 0 | 0 |

FDOT Comment: Add DIH funds, BRRP funds, and Work Summary (Rehabilitation). (See page 26 in Adopted Work Program Report)

VTPO Staff Comment: Added funds.

4249041 SR 40 (Granada Blvd) Resurfacing**From:** Tymber Creek Rd**To:** E of Perrott Dr**Work Mix:** Resurfacing

| ----- Current Adopted FY 2013/14 to FY 2017/18 TIP ----- | | | | | | |
|---|-------------|-------------------|-------------------|-------------------|-------------------|-------------------|
| <u>PHASE</u> | <u>FUND</u> | <u>FY 2013/14</u> | <u>FY 2014/15</u> | <u>FY 2015/16</u> | <u>FY 2016/17</u> | <u>FY 2017/18</u> |
| CST (5NA) | DDR | 242,371 | 0 | 0 | 0 | 0 |
| CST (5NA) | DIH | 127,467 | 0 | 0 | 0 | 0 |
| CST (5NA) | DS | 4,569,219 | 0 | 0 | 0 | 0 |
| RRU (RRUNA) | DDR | 12,000 | 0 | 0 | 0 | 0 |
| | | 4,951,057 | 0 | 0 | 0 | 0 |

| ----- Proposed Amended FY 2013/14 to FY 2017/18 TIP ----- | | | | | | |
|--|-------------|-------------------|-------------------|-------------------|-------------------|-------------------|
| <u>PHASE</u> | <u>FUND</u> | <u>FY 2013/14</u> | <u>FY 2014/15</u> | <u>FY 2015/16</u> | <u>FY 2016/17</u> | <u>FY 2017/18</u> |
| CST (5NA) | DDR | 242,371 | 0 | 0 | 0 | 0 |
| CST (5NA) | DIH | 127,467 | 0 | 0 | 0 | 0 |
| CST (5NA) | DS | 4,150,782 | 0 | 0 | 0 | 0 |
| PE (3NA) | DIH | 8,566 | 0 | 0 | 0 | 0 |
| RRU (RRUNA) | DDR | 12,000 | 0 | 0 | 0 | 0 |
| RRU (RRUNA) | LF | 51,885 | 0 | 0 | 0 | 0 |
| | | 4,593,071 | 0 | 0 | 0 | 0 |

FDOT Comment: Roll 2013 funds forward.**VTPO Staff Comment:** Rolled 2013 funds forward.

4268892 SR 5 (US 1) Landscaping

From: North of Falcon Av

To: North of Lamont St

Work Mix: Landscaping

| ----- Current Adopted FY 2013/14 to FY 2017/18 TIP ----- | | | | | | |
|---|-------------|-------------------|-------------------|-------------------|-------------------|-------------------|
| <u>PHASE</u> | <u>FUND</u> | <u>FY 2013/14</u> | <u>FY 2014/15</u> | <u>FY 2015/16</u> | <u>FY 2016/17</u> | <u>FY 2017/18</u> |
| CST (5NA) | DS | 30,000 | 0 | 0 | 0 | 0 |
| | | 30,000 | 0 | 0 | 0 | 0 |
| ----- Proposed Amended FY 2013/14 to FY 2017/18 TIP ----- | | | | | | |
| <u>PHASE</u> | <u>FUND</u> | <u>FY 2013/14</u> | <u>FY 2014/15</u> | <u>FY 2015/16</u> | <u>FY 2016/17</u> | <u>FY 2017/18</u> |
| CST (5NA) | DS | 30,000 | 0 | 0 | 0 | 0 |
| | | 30,000 | 0 | 0 | 0 | 0 |

FDOT Comment: Add LRTP page number; (See page 29 in Adopted Work Program Report)

VTPO Staff Comment: Added LRTP page reference.

4272671 SR 44 Resurfacing

From: west of SR 415/CR 415

To: Jungle Road/Hidden Pines

Work Mix: Resurfacing

| ----- Current Adopted FY 2013/14 to FY 2017/18 TIP ----- | | | | | | |
|---|-------------|-------------------|-------------------|-------------------|-------------------|-------------------|
| <u>PHASE</u> | <u>FUND</u> | <u>FY 2013/14</u> | <u>FY 2014/15</u> | <u>FY 2015/16</u> | <u>FY 2016/17</u> | <u>FY 2017/18</u> |
| CEI (61) | DIH | 358,376 | 0 | 0 | 0 | 0 |
| CST (52) | DDR | 5,439 | 0 | 0 | 0 | 0 |
| PE (31) | DIH | 1,220 | 0 | 0 | 0 | 0 |
| | | 365,035 | 0 | 0 | 0 | 0 |
| ----- Proposed Amended FY 2013/14 to FY 2017/18 TIP ----- | | | | | | |
| <u>PHASE</u> | <u>FUND</u> | <u>FY 2013/14</u> | <u>FY 2014/15</u> | <u>FY 2015/16</u> | <u>FY 2016/17</u> | <u>FY 2017/18</u> |
| CEI (61) | DIH | 358,376 | 0 | 0 | 0 | 0 |
| CST (52) | DDR | 5,439 | 0 | 0 | 0 | 0 |
| PE (31) | DIH | 1,220 | 0 | 0 | 0 | 0 |
| | | 365,035 | 0 | 0 | 0 | 0 |

FDOT Comment: Add project for FY 14. (See page 30 in Adopted Work Program Report)

VTPO Staff Comment: Added project.

4284451 Old Kings Road Resurfacing

From: SR 100

To: 2000 ft. south of SR 100

Work Mix: Resurfacing

| ----- Current Adopted FY 2013/14 to FY 2017/18 TIP ----- | | | | | | |
|--|-------------|-------------------|-------------------|-------------------|-------------------|-------------------|
| <u>PHASE</u> | <u>FUND</u> | <u>FY 2013/14</u> | <u>FY 2014/15</u> | <u>FY 2015/16</u> | <u>FY 2016/17</u> | <u>FY 2017/18</u> |
| CST (58) | SCRA | 900,000 | 0 | 0 | 0 | 0 |
| | | 900,000 | 0 | 0 | 0 | 0 |

| ----- Proposed Amended FY 2013/14 to FY 2017/18 TIP ----- | | | | | | |
|---|-------------|-------------------|-------------------|-------------------|-------------------|-------------------|
| <u>PHASE</u> | <u>FUND</u> | <u>FY 2013/14</u> | <u>FY 2014/15</u> | <u>FY 2015/16</u> | <u>FY 2016/17</u> | <u>FY 2017/18</u> |

FDOT Comment: Delete project; this project is not in Flagler Beach or Beverly Beach.

VTPO Staff Comment: Deleted project.

4288551 I-95 (SR 9) Resurfacing

From: S of SR 400/I-4

To: N of SR 600/US 92

Work Mix: Resurfacing

| ----- Current Adopted FY 2013/14 to FY 2017/18 TIP ----- | | | | | | |
|--|-------------|-------------------|-------------------|-------------------|-------------------|-------------------|
| <u>PHASE</u> | <u>FUND</u> | <u>FY 2013/14</u> | <u>FY 2014/15</u> | <u>FY 2015/16</u> | <u>FY 2016/17</u> | <u>FY 2017/18</u> |
| CST (5NA) | ACNP | 5,298,467 | 0 | 0 | 0 | 0 |
| | | 5,298,467 | 0 | 0 | 0 | 0 |

| ----- Proposed Amended FY 2013/14 to FY 2017/18 TIP ----- | | | | | | |
|---|-------------|-------------------|-------------------|-------------------|-------------------|-------------------|
| <u>PHASE</u> | <u>FUND</u> | <u>FY 2013/14</u> | <u>FY 2014/15</u> | <u>FY 2015/16</u> | <u>FY 2016/17</u> | <u>FY 2017/18</u> |

FDOT Comment: Deleted because project is within the limits of FM 2427152 - I-95-I-4 Ultimate System Interchange which may be advanced.

VTPO Staff Comment: Deleted project.

4290781 Asset Maintenance - Flagler County

From: County-wide

To:

Work Mix: Routine Maintenance

| ----- Current Adopted FY 2013/14 to FY 2017/18 TIP ----- | | | | | | |
|--|-------------|-------------------|-------------------|-------------------|-------------------|-------------------|
| <u>PHASE</u> | <u>FUND</u> | <u>FY 2013/14</u> | <u>FY 2014/15</u> | <u>FY 2015/16</u> | <u>FY 2016/17</u> | <u>FY 2017/18</u> |
| MNT (74) | D | 1,076,000 | 1,076,000 | 1,076,000 | 1,076,000 | 1,162,080 |
| | | 1,076,000 | 1,076,000 | 1,076,000 | 1,076,000 | 1,162,080 |

| ----- Proposed Amended FY 2013/14 to FY 2017/18 TIP ----- | | | | | | |
|---|-------------|-------------------|-------------------|-------------------|-------------------|-------------------|
| <u>PHASE</u> | <u>FUND</u> | <u>FY 2013/14</u> | <u>FY 2014/15</u> | <u>FY 2015/16</u> | <u>FY 2016/17</u> | <u>FY 2017/18</u> |

FDOT Comment: Delete project; this project is not in Flagler Beach or Beverly Beach.

VTPO Staff Comment: Deleted project.

4297981 DeLand Muni Airport Improvement Project

From: at DeLand Municipal Airport

To:

Work Mix: Aviation Capacity Project

| ----- Current Adopted FY 2013/14 to FY 2017/18 TIP ----- | | | | | | |
|---|-------------|-------------------|-------------------|-------------------|-------------------|-------------------|
| <u>PHASE</u> | <u>FUND</u> | <u>FY 2013/14</u> | <u>FY 2014/15</u> | <u>FY 2015/16</u> | <u>FY 2016/17</u> | <u>FY 2017/18</u> |
| | | | | | | |
| ----- Proposed Amended FY 2013/14 to FY 2017/18 TIP ----- | | | | | | |
| <u>PHASE</u> | <u>FUND</u> | <u>FY 2013/14</u> | <u>FY 2014/15</u> | <u>FY 2015/16</u> | <u>FY 2016/17</u> | <u>FY 2017/18</u> |
| CAP (9NA) | DPTO | 6,933 | 0 | 0 | 0 | 0 |
| CAP (9NA) | LF | 6,933 | 0 | 0 | 0 | 0 |
| | | 13,866 | 0 | 0 | 0 | 0 |

FDOT Comment: Per Florida Statute 339.175 (8) (a) & (b), please add Aviation Projects funded with State funding.

VTPO Staff Comment: Added aviation project.

4298111 New Smyrna Muni Expand Terminal Area Parking

From: at New Smyrna Beach Municipal Airport

To:

Work Mix: Aviation Capacity Project

| ----- Current Adopted FY 2013/14 to FY 2017/18 TIP ----- | | | | | | |
|---|-------------|-------------------|-------------------|-------------------|-------------------|-------------------|
| <u>PHASE</u> | <u>FUND</u> | <u>FY 2013/14</u> | <u>FY 2014/15</u> | <u>FY 2015/16</u> | <u>FY 2016/17</u> | <u>FY 2017/18</u> |
| ----- Proposed Amended FY 2013/14 to FY 2017/18 TIP ----- | | | | | | |
| <u>PHASE</u> | <u>FUND</u> | <u>FY 2013/14</u> | <u>FY 2014/15</u> | <u>FY 2015/16</u> | <u>FY 2016/17</u> | <u>FY 2017/18</u> |
| CAP (9NA) | DPTO | 77,110 | 0 | 0 | 0 | 0 |
| CAP (9NA) | LF | 18,332 | 0 | 0 | 0 | 0 |
| | | 95,442 | 0 | 0 | 0 | 0 |

FDOT Comment: Per Florida Statute 339.175 (8) (a) & (b), please add Aviation Projects funded with State funding.

VTPO Staff Comment: Added aviation project.

4301821 Washington Avenue Sidewalks

From: US 17 (SR 15)

To: Pine Street

Work Mix: Sidewalk

| ----- Current Adopted FY 2013/14 to FY 2017/18 TIP ----- | | | | | | |
|---|-------------|-------------------|-------------------|-------------------|-------------------|-------------------|
| <u>PHASE</u> | <u>FUND</u> | <u>FY 2013/14</u> | <u>FY 2014/15</u> | <u>FY 2015/16</u> | <u>FY 2016/17</u> | <u>FY 2017/18</u> |
| CST (5NA) | LF | 11,921 | 0 | 0 | 0 | 0 |
| CST (5NA) | SU | 112,287 | 0 | 0 | 0 | 0 |
| | | 124,208 | 0 | 0 | 0 | 0 |
| ----- Proposed Amended FY 2013/14 to FY 2017/18 TIP ----- | | | | | | |
| <u>PHASE</u> | <u>FUND</u> | <u>FY 2013/14</u> | <u>FY 2014/15</u> | <u>FY 2015/16</u> | <u>FY 2016/17</u> | <u>FY 2017/18</u> |

FDOT Comment: Change to Segment 2. (See page 38 in Adopted Work Program Report)

VTPO Staff Comment: Deleted project; added new project (FM # 430182-2).

4301822 Washington Avenue Sidewalks

From: US 17 (SR 15)

To: Pine Street

Work Mix: Sidewalk

| | | ----- Current Adopted FY 2013/14 to FY 2017/18 TIP ----- | | | | |
|--------------|-------------|---|-------------------|-------------------|-------------------|-------------------|
| <u>PHASE</u> | <u>FUND</u> | <u>FY 2013/14</u> | <u>FY 2014/15</u> | <u>FY 2015/16</u> | <u>FY 2016/17</u> | <u>FY 2017/18</u> |
| | | ----- Proposed Amended FY 2013/14 to FY 2017/18 TIP ----- | | | | |
| <u>PHASE</u> | <u>FUND</u> | <u>FY 2013/14</u> | <u>FY 2014/15</u> | <u>FY 2015/16</u> | <u>FY 2016/17</u> | <u>FY 2017/18</u> |
| CEI (61) | XU (SU) | 5,000 | 0 | 0 | 0 | 0 |
| CST (58) | LF | 11,921 | 0 | 0 | 0 | 0 |
| CST (58) | XU (SU) | 107,287 | 0 | 0 | 0 | 0 |
| | | 124,208 | 0 | 0 | 0 | 0 |

FDOT Comment: Change to Segment 2. See page 38 in Adopted Work Program Report)

VTPO Staff Comment: Added project; replaces FM # 420182-1.

4306771 SR 400 (Beville Rd) Resurfacing

From: W of Woodcrest Dr

To: W of US 1 (SR 5)

Work Mix: Resurfacing

| ----- Current Adopted FY 2013/14 to FY 2017/18 TIP ----- | | | | | | |
|--|-------------|-------------------|-------------------|-------------------|-------------------|-------------------|
| <u>PHASE</u> | <u>FUND</u> | <u>FY 2013/14</u> | <u>FY 2014/15</u> | <u>FY 2015/16</u> | <u>FY 2016/17</u> | <u>FY 2017/18</u> |
| CST (5NA) | DIH | 0 | 0 | 71,526 | 0 | 0 |
| CST (5NA) | DS | 0 | 0 | 1,815,803 | 0 | 0 |
| CST (5NA) | SA | 0 | 0 | 1,343,143 | 0 | 0 |
| PE (3NA) | DS | 250,000 | 0 | 0 | 0 | 0 |
| RRU (RRUNA) | DS | 0 | 0 | 12,000 | 0 | 0 |
| | | 250,000 | 0 | 3,242,472 | 0 | 0 |

| ----- Proposed Amended FY 2013/14 to FY 2017/18 TIP ----- | | | | | | |
|---|-------------|-------------------|-------------------|-------------------|-------------------|-------------------|
| <u>PHASE</u> | <u>FUND</u> | <u>FY 2013/14</u> | <u>FY 2014/15</u> | <u>FY 2015/16</u> | <u>FY 2016/17</u> | <u>FY 2017/18</u> |
| CST (5NA) | DIH | 0 | 0 | 71,526 | 0 | 0 |
| CST (5NA) | DS | 0 | 0 | 1,815,803 | 0 | 0 |
| CST (5NA) | SA | 0 | 0 | 1,343,143 | 0 | 0 |
| PE (3NA) | DIH | 10,000 | 0 | 0 | 0 | 0 |
| PE (3NA) | DS | 250,000 | 0 | 0 | 0 | 0 |
| RRU (RRUNA) | DS | 0 | 0 | 12,000 | 0 | 0 |
| | | 260,000 | 0 | 3,242,472 | 0 | 0 |

FDOT Comment: Roll 2013 funds forward.

VTPO Staff Comment: Rolled 2013 funds forward.

4306781 SR 5 (US 1) Resurfacing

From: South St

To: Magnolia/Shangrila Dr

Work Mix: Resurfacing

| ----- Current Adopted FY 2013/14 to FY 2017/18 TIP ----- | | | | | | |
|--|-------------|-------------------|-------------------|-------------------|-------------------|-------------------|
| <u>PHASE</u> | <u>FUND</u> | <u>FY 2013/14</u> | <u>FY 2014/15</u> | <u>FY 2015/16</u> | <u>FY 2016/17</u> | <u>FY 2017/18</u> |
| CST (5NA) | DDR | 0 | 0 | 1,618,668 | 0 | 0 |
| CST (5NA) | DIH | 0 | 0 | 71,526 | 0 | 0 |
| CST (5NA) | DS | 0 | 0 | 2,651,362 | 0 | 0 |
| CST (5NA) | SA | 0 | 0 | 3,500,000 | 0 | 0 |
| PE (3NA) | DIH | 10,000 | 0 | 0 | 0 | 0 |
| PE (3NA) | DS | 0 | 210,000 | 0 | 0 | 0 |
| | | 10,000 | 210,000 | 7,841,556 | 0 | 0 |

| ----- Proposed Amended FY 2013/14 to FY 2017/18 TIP ----- | | | | | | |
|---|-------------|-------------------|-------------------|-------------------|-------------------|-------------------|
| <u>PHASE</u> | <u>FUND</u> | <u>FY 2013/14</u> | <u>FY 2014/15</u> | <u>FY 2015/16</u> | <u>FY 2016/17</u> | <u>FY 2017/18</u> |
| CST (5NA) | DDR | 0 | 0 | 1,618,668 | 0 | 0 |
| CST (5NA) | DIH | 0 | 0 | 71,526 | 0 | 0 |
| CST (5NA) | DS | 0 | 0 | 2,651,362 | 0 | 0 |
| CST (5NA) | SA | 0 | 0 | 3,500,000 | 0 | 0 |
| PE (3NA) | DIH | 20,000 | 0 | 0 | 0 | 0 |
| PE (3NA) | DS | 0 | 210,000 | 0 | 0 | 0 |
| | | 20,000 | 210,000 | 7,841,556 | 0 | 0 |

FDOT Comment: Roll 2013 funds forward.

VTPO Staff Comment: Rolled 2013 funds forward.

4310651 Volusia County-Wide Bridge Rehabilitation

From: County-wide

To:

Work Mix: Bridge-Repair/Rehabilitation

| ----- Current Adopted FY 2013/14 to FY 2017/18 TIP ----- | | | | | | |
|--|-------------|-------------------|-------------------|-------------------|-------------------|-------------------|
| <u>PHASE</u> | <u>FUND</u> | <u>FY 2013/14</u> | <u>FY 2014/15</u> | <u>FY 2015/16</u> | <u>FY 2016/17</u> | <u>FY 2017/18</u> |
| CST (5NA) | DS | 60,677 | 0 | 0 | 0 | 0 |
| | | 60,677 | 0 | 0 | 0 | 0 |

| ----- Proposed Amended FY 2013/14 to FY 2017/18 TIP ----- | | | | | | |
|---|-------------|-------------------|-------------------|-------------------|-------------------|-------------------|
| <u>PHASE</u> | <u>FUND</u> | <u>FY 2013/14</u> | <u>FY 2014/15</u> | <u>FY 2015/16</u> | <u>FY 2016/17</u> | <u>FY 2017/18</u> |
| CEI (61) | DIH | 232,894 | 0 | 0 | 0 | 0 |
| CST (52) | BRRP | 74,003 | 0 | 0 | 0 | 0 |
| CST (5NA) | DS | 60,677 | 0 | 0 | 0 | 0 |
| PE (31) | DIH | 2,348 | 0 | 0 | 0 | 0 |
| | | 369,922 | 0 | 0 | 0 | 0 |

FDOT Comment: Add additional funding sources to CST phase FY 14, and Work Summary (Bridge Rehabilitation). (See page 44 in Adopted Work Program Report)

VTPO Staff Comment: Added funds; added Work Summary (Bridge Rehabilitation).

4315391 DBIA Airfield Signage Upgrade - Phase II

From: at Daytona Beach Int'l Airport

To:

Work Mix: Aviation Safety Project

| ----- Current Adopted FY 2013/14 to FY 2017/18 TIP ----- | | | | | | |
|--|-------------|-------------------|-------------------|-------------------|-------------------|-------------------|
| <u>PHASE</u> | <u>FUND</u> | <u>FY 2013/14</u> | <u>FY 2014/15</u> | <u>FY 2015/16</u> | <u>FY 2016/17</u> | <u>FY 2017/18</u> |
| CAP (9NA) | DPTO | 574,700 | 0 | 0 | 0 | 0 |
| CAP (9NA) | FAA | 10,344,600 | 0 | 0 | 0 | 0 |
| CAP (9NA) | LF | 574,700 | 0 | 0 | 0 | 0 |
| | | 11,494,000 | 0 | 0 | 0 | 0 |

FDOT Comment: Per Florida Statute 339.175 (8) (a) & (b), please add Aviation Projects funded with State funding.

VTPO Staff Comment: Added aviation project.

4315401 DBIA - Innovative Financing

From: at Daytona Beach Int'l Airport

To:

Work Mix: Aviation Capacity Project

| | | ----- Current Adopted FY 2013/14 to FY 2017/18 TIP ----- | | | | |
|--------------|-------------|---|-------------------|-------------------|-------------------|-------------------|
| <u>PHASE</u> | <u>FUND</u> | <u>FY 2013/14</u> | <u>FY 2014/15</u> | <u>FY 2015/16</u> | <u>FY 2016/17</u> | <u>FY 2017/18</u> |
| | | ----- Proposed Amended FY 2013/14 to FY 2017/18 TIP ----- | | | | |
| <u>PHASE</u> | <u>FUND</u> | <u>FY 2013/14</u> | <u>FY 2014/15</u> | <u>FY 2015/16</u> | <u>FY 2016/17</u> | <u>FY 2017/18</u> |
| CAP (9NA) | DPTO | 0 | 0 | 115,000 | 115,000 | 115,000 |
| CAP (9NA) | FAA | 0 | 0 | 2,070,000 | 2,070,000 | 2,070,000 |
| CAP (9NA) | LF | 0 | 0 | 115,000 | 115,000 | 115,000 |
| | | 0 | 0 | 2,300,000 | 2,300,000 | 2,300,000 |

FDOT Comment: Per Florida Statute 339.175 (8) (a) & (b), please add Aviation Projects funded with State funding.

VTPO Staff Comment: Added aviation project.

4315411 DBIA Hangar and Apron Construction

From: at Daytona Beach Int'l Airport

To:

Work Mix: Aviation Revenue/Operational

| | | ----- Current Adopted FY 2013/14 to FY 2017/18 TIP ----- | | | | |
|--------------|-------------|---|-------------------|-------------------|-------------------|-------------------|
| <u>PHASE</u> | <u>FUND</u> | <u>FY 2013/14</u> | <u>FY 2014/15</u> | <u>FY 2015/16</u> | <u>FY 2016/17</u> | <u>FY 2017/18</u> |
| | | ----- Proposed Amended FY 2013/14 to FY 2017/18 TIP ----- | | | | |
| <u>PHASE</u> | <u>FUND</u> | <u>FY 2013/14</u> | <u>FY 2014/15</u> | <u>FY 2015/16</u> | <u>FY 2016/17</u> | <u>FY 2017/18</u> |
| CAP (9NA) | DPTO | 0 | 500,000 | 0 | 0 | 0 |
| CAP (9NA) | LF | 0 | 500,000 | 0 | 0 | 0 |
| | | 0 | 1,000,000 | 0 | 0 | 0 |

FDOT Comment: Per Florida Statute 339.175 (8) (a) & (b), please add Aviation Projects funded with State funding.

VTPO Staff Comment: Added aviation project.

4315431 DBIA Airport Improvement Project

From: at Daytona Beach Int'l Airport

To:

Work Mix: Aviation Capacity Project

| ----- Current Adopted FY 2013/14 to FY 2017/18 TIP ----- | | | | | | |
|---|-------------|-------------------|-------------------|-------------------|-------------------|-------------------|
| <u>PHASE</u> | <u>FUND</u> | <u>FY 2013/14</u> | <u>FY 2014/15</u> | <u>FY 2015/16</u> | <u>FY 2016/17</u> | <u>FY 2017/18</u> |
| ----- Proposed Amended FY 2013/14 to FY 2017/18 TIP ----- | | | | | | |
| <u>PHASE</u> | <u>FUND</u> | <u>FY 2013/14</u> | <u>FY 2014/15</u> | <u>FY 2015/16</u> | <u>FY 2016/17</u> | <u>FY 2017/18</u> |
| CAP (9NA) | DDR | 346,842 | 17,131 | 1,937,214 | 1,650,261 | 1,777,654 |
| CAP (9NA) | DPTO | 509,387 | 1,904,425 | 347,786 | 434,739 | 507,346 |
| CAP (9NA) | LF | 856,229 | 1,921,556 | 2,285,000 | 2,085,000 | 2,285,000 |
| | | 1,712,458 | 3,843,112 | 4,570,000 | 4,170,000 | 4,570,000 |

FDOT Comment: Per Florida Statute 339.175 (8) (a) & (b), please add Aviation Projects funded with State funding.

VTPO Staff Comment: Added aviation project.

4315441 DeLand Municipal Airport Runway Rehabilitation

From: at DeLand Municipal Airport

To:

Work Mix: Aviation Preservation Project

| ----- Current Adopted FY 2013/14 to FY 2017/18 TIP ----- | | | | | | |
|---|-------------|-------------------|-------------------|-------------------|-------------------|-------------------|
| <u>PHASE</u> | <u>FUND</u> | <u>FY 2013/14</u> | <u>FY 2014/15</u> | <u>FY 2015/16</u> | <u>FY 2016/17</u> | <u>FY 2017/18</u> |
| ----- Proposed Amended FY 2013/14 to FY 2017/18 TIP ----- | | | | | | |
| <u>PHASE</u> | <u>FUND</u> | <u>FY 2013/14</u> | <u>FY 2014/15</u> | <u>FY 2015/16</u> | <u>FY 2016/17</u> | <u>FY 2017/18</u> |
| CAP (9NA) | DPTO | 0 | 34,000 | 0 | 0 | 0 |
| CAP (9NA) | FAA | 0 | 382,500 | 0 | 0 | 0 |
| CAP (9NA) | LF | 0 | 8,500 | 0 | 0 | 0 |
| | | 0 | 425,000 | 0 | 0 | 0 |

FDOT Comment: Per Florida Statute 339.175 (8) (a) & (b), please add Aviation Projects funded with State funding.

VTPO Staff Comment: Added aviation project.

4315451 DeLand Municipal Airport Improvements

From: at DeLand Municipal Airport

To:

Work Mix: Aviation Safety Project

| ----- Current Adopted FY 2013/14 to FY 2017/18 TIP ----- | | | | | | |
|---|-------------|-------------------|-------------------|-------------------|-------------------|-------------------|
| <u>PHASE</u> | <u>FUND</u> | <u>FY 2013/14</u> | <u>FY 2014/15</u> | <u>FY 2015/16</u> | <u>FY 2016/17</u> | <u>FY 2017/18</u> |
| ----- Proposed Amended FY 2013/14 to FY 2017/18 TIP ----- | | | | | | |
| <u>PHASE</u> | <u>FUND</u> | <u>FY 2013/14</u> | <u>FY 2014/15</u> | <u>FY 2015/16</u> | <u>FY 2016/17</u> | <u>FY 2017/18</u> |
| CAP (9NA) | DDR | 28,525 | 0 | 0 | 665,727 | 700,000 |
| CAP (9NA) | DPTO | 430,082 | 704,770 | 663,551 | 0 | 0 |
| CAP (9NA) | LF | 458,607 | 704,770 | 663,551 | 665,727 | 700,000 |
| | | 917,214 | 1,409,540 | 1,327,102 | 1,331,454 | 1,400,000 |

FDOT Comment: Per Florida Statute 339.175 (8) (a) & (b), please add Aviation Projects funded with State funding.

VTPO Staff Comment: Added aviation project.

4315761 New Smyrna Airport Runway 7-25 Improvements

From: at New Smyrna Beach Municipal Airport

To:

Work Mix: Aviation Revenue/Operational

| ----- Current Adopted FY 2013/14 to FY 2017/18 TIP ----- | | | | | | |
|---|-------------|-------------------|-------------------|-------------------|-------------------|-------------------|
| <u>PHASE</u> | <u>FUND</u> | <u>FY 2013/14</u> | <u>FY 2014/15</u> | <u>FY 2015/16</u> | <u>FY 2016/17</u> | <u>FY 2017/18</u> |
| ----- Proposed Amended FY 2013/14 to FY 2017/18 TIP ----- | | | | | | |
| <u>PHASE</u> | <u>FUND</u> | <u>FY 2013/14</u> | <u>FY 2014/15</u> | <u>FY 2015/16</u> | <u>FY 2016/17</u> | <u>FY 2017/18</u> |
| CAP (9NA) | DPTO | 61,300 | 0 | 0 | 0 | 0 |
| CAP (9NA) | FAA | 1,103,400 | 0 | 0 | 0 | 0 |
| CAP (9NA) | LF | 61,300 | 0 | 0 | 0 | 0 |
| | | 1,226,000 | 0 | 0 | 0 | 0 |

FDOT Comment: Per Florida Statute 339.175 (8) (a) & (b), please add Aviation Projects funded with State funding.

VTPO Staff Comment: Added aviation project.

4315771 New Smyrna Beach Airport Hangar Construction

From: at New Smyrna Beach Municipal Airport

To:

Work Mix: Aviation Revenue/Operational

| | | ----- Current Adopted FY 2013/14 to FY 2017/18 TIP ----- | | | | |
|--------------|-------------|---|-------------------|-------------------|-------------------|-------------------|
| <u>PHASE</u> | <u>FUND</u> | <u>FY 2013/14</u> | <u>FY 2014/15</u> | <u>FY 2015/16</u> | <u>FY 2016/17</u> | <u>FY 2017/18</u> |
| | | ----- Proposed Amended FY 2013/14 to FY 2017/18 TIP ----- | | | | |
| <u>PHASE</u> | <u>FUND</u> | <u>FY 2013/14</u> | <u>FY 2014/15</u> | <u>FY 2015/16</u> | <u>FY 2016/17</u> | <u>FY 2017/18</u> |
| CAP (9NA) | DPTO | 120,000 | 0 | 0 | 0 | 0 |
| CAP (9NA) | LF | 30,000 | 0 | 0 | 0 | 0 |
| | | 150,000 | 0 | 0 | 0 | 0 |

FDOT Comment: Per Florida Statute 339.175 (8) (a) & (b), please add Aviation Projects funded with State funding.

VTPO Staff Comment: Added aviation project.

4315781 New Smyrna Beach Airport Hangar Construction

From: at New Smyrna Beach Municipal Airport

To:

Work Mix: Aviation Revenue/Operational

| | | ----- Current Adopted FY 2013/14 to FY 2017/18 TIP ----- | | | | |
|--------------|-------------|---|-------------------|-------------------|-------------------|-------------------|
| <u>PHASE</u> | <u>FUND</u> | <u>FY 2013/14</u> | <u>FY 2014/15</u> | <u>FY 2015/16</u> | <u>FY 2016/17</u> | <u>FY 2017/18</u> |
| | | ----- Proposed Amended FY 2013/14 to FY 2017/18 TIP ----- | | | | |
| <u>PHASE</u> | <u>FUND</u> | <u>FY 2013/14</u> | <u>FY 2014/15</u> | <u>FY 2015/16</u> | <u>FY 2016/17</u> | <u>FY 2017/18</u> |
| CAP (9NA) | DPTO | 0 | 604,000 | 0 | 0 | 0 |
| CAP (9NA) | LF | 0 | 151,000 | 0 | 0 | 0 |
| | | 0 | 755,000 | 0 | 0 | 0 |

FDOT Comment: Per Florida Statute 339.175 (8) (a) & (b), please add Aviation Projects funded with State funding.

VTPO Staff Comment: Added aviation project.

4315791 New Smyrna Beach Airport Improvement Project

From: at New Smyrna Beach Municipal Airport

To:

Work Mix: Aviation Capacity Project

| | | ----- Current Adopted FY 2013/14 to FY 2017/18 TIP ----- | | | | |
|--------------|-------------|---|-------------------|-------------------|-------------------|-------------------|
| <u>PHASE</u> | <u>FUND</u> | <u>FY 2013/14</u> | <u>FY 2014/15</u> | <u>FY 2015/16</u> | <u>FY 2016/17</u> | <u>FY 2017/18</u> |
| | | ----- Proposed Amended FY 2013/14 to FY 2017/18 TIP ----- | | | | |
| <u>PHASE</u> | <u>FUND</u> | <u>FY 2013/14</u> | <u>FY 2014/15</u> | <u>FY 2015/16</u> | <u>FY 2016/17</u> | <u>FY 2017/18</u> |
| CAP (9NA) | DPTO | 369,363 | 696,000 | 1,200,000 | 1,100,000 | 1,100,000 |
| CAP (9NA) | LF | 369,363 | 696,000 | 1,200,000 | 1,100,000 | 1,100,000 |
| | | 738,726 | 1,392,000 | 2,400,000 | 2,200,000 | 2,200,000 |

FDOT Comment: Per Florida Statute 339.175 (8) (a) & (b), please add Aviation Projects funded with State funding.

VTPO Staff Comment: Added aviation project.

4316021 DeLand Muni Airport Improvement Project

From: at DeLand Municipal Airport

To:

Work Mix: Aviation Capacity Project

| | | ----- Current Adopted FY 2013/14 to FY 2017/18 TIP ----- | | | | |
|--------------|-------------|---|-------------------|-------------------|-------------------|-------------------|
| <u>PHASE</u> | <u>FUND</u> | <u>FY 2013/14</u> | <u>FY 2014/15</u> | <u>FY 2015/16</u> | <u>FY 2016/17</u> | <u>FY 2017/18</u> |
| | | ----- Proposed Amended FY 2013/14 to FY 2017/18 TIP ----- | | | | |
| <u>PHASE</u> | <u>FUND</u> | <u>FY 2013/14</u> | <u>FY 2014/15</u> | <u>FY 2015/16</u> | <u>FY 2016/17</u> | <u>FY 2017/18</u> |
| CAP (9NA) | DPTO | 12,000 | 0 | 0 | 0 | 0 |
| CAP (9NA) | FAA | 456,000 | 0 | 0 | 0 | 0 |
| CAP (9NA) | LF | 12,000 | 0 | 0 | 0 | 0 |
| | | 480,000 | 0 | 0 | 0 | 0 |

FDOT Comment: Per Florida Statute 339.175 (8) (a) & (b), please add Aviation Projects funded with State funding.

VTPO Staff Comment: Added aviation project.

4319281 LPGA Boulevard Widening - Jimmy Ann to Derbyshire

From: Jimmy Ann Drive
To: Derbyshire Road
Work Mix: Widen/Resurface Exist Lanes

| ----- Current Adopted FY 2013/14 to FY 2017/18 TIP ----- | | | | | | |
|--|-------------|-------------------|-------------------|-------------------|-------------------|-------------------|
| <u>PHASE</u> | <u>FUND</u> | <u>FY 2013/14</u> | <u>FY 2014/15</u> | <u>FY 2015/16</u> | <u>FY 2016/17</u> | <u>FY 2017/18</u> |
| CST (5NA) | CIGP | 212,788 | 0 | 0 | 0 | 0 |
| CST (5NA) | LF | 1,589,000 | 0 | 0 | 0 | 0 |
| CST (5NA) | TRIP | 238,949 | 0 | 0 | 0 | 0 |
| | | 2,040,737 | 0 | 0 | 0 | 0 |

| ----- Proposed Amended FY 2013/14 to FY 2017/18 TIP ----- | | | | | | |
|---|-------------|-------------------|-------------------|-------------------|-------------------|-------------------|
| <u>PHASE</u> | <u>FUND</u> | <u>FY 2013/14</u> | <u>FY 2014/15</u> | <u>FY 2015/16</u> | <u>FY 2016/17</u> | <u>FY 2017/18</u> |
| CST (5NA) | CIGP | 212,788 | 0 | 0 | 0 | 0 |
| CST (5NA) | LF | 1,589,000 | 0 | 0 | 0 | 0 |
| CST (5NA) | TRIP | 238,949 | 0 | 0 | 0 | 0 |
| | | 2,040,737 | 0 | 0 | 0 | 0 |

FDOT Comment: Correct LRTP page number. (See page 50 in Adopted Work Program Report)

VTPO Staff Comment: Revised description to clarify; current reference to 2025 LRTP is correct; project was initiated when 2025 LRTP was in effect.

4320631 SR 40 Landscaping

From: Rima Ridge Rd
To: I-95
Work Mix: Landscaping

| ----- Current Adopted FY 2013/14 to FY 2017/18 TIP ----- | | | | | | |
|--|-------------|-------------------|-------------------|-------------------|-------------------|-------------------|
| <u>PHASE</u> | <u>FUND</u> | <u>FY 2013/14</u> | <u>FY 2014/15</u> | <u>FY 2015/16</u> | <u>FY 2016/17</u> | <u>FY 2017/18</u> |
| CST (5NA) | DS | 500,000 | 0 | 0 | 0 | 0 |
| | | 500,000 | 0 | 0 | 0 | 0 |

| ----- Proposed Amended FY 2013/14 to FY 2017/18 TIP ----- | | | | | | |
|---|-------------|-------------------|-------------------|-------------------|-------------------|-------------------|
| <u>PHASE</u> | <u>FUND</u> | <u>FY 2013/14</u> | <u>FY 2014/15</u> | <u>FY 2015/16</u> | <u>FY 2016/17</u> | <u>FY 2017/18</u> |
| CST (5NA) | DS | 500,000 | 0 | 0 | 0 | 0 |
| | | 500,000 | 0 | 0 | 0 | 0 |

FDOT Comment: Add LRTP page number. (See page 50 in Adopted Work Program Report)

VTPO Staff Comment: Added LRTP page reference.

4322271 SR 400 (Beville Rd) Landscaping

From: Williamson Av
To: SR 483 (Clyde Morris Blvd)
Work Mix: Landscaping

| ----- Current Adopted FY 2013/14 to FY 2017/18 TIP ----- | | | | | | |
|--|-------------|-------------------|-------------------|-------------------|-------------------|-------------------|
| <u>PHASE</u> | <u>FUND</u> | <u>FY 2013/14</u> | <u>FY 2014/15</u> | <u>FY 2015/16</u> | <u>FY 2016/17</u> | <u>FY 2017/18</u> |
| CST (5NA) | DS | 325,000 | 0 | 0 | 0 | 0 |
| | | 325,000 | 0 | 0 | 0 | 0 |

| ----- Proposed Amended FY 2013/14 to FY 2017/18 TIP ----- | | | | | | |
|---|-------------|-------------------|-------------------|-------------------|-------------------|-------------------|
| <u>PHASE</u> | <u>FUND</u> | <u>FY 2013/14</u> | <u>FY 2014/15</u> | <u>FY 2015/16</u> | <u>FY 2016/17</u> | <u>FY 2017/18</u> |
| CST (5NA) | DS | 325,000 | 0 | 0 | 0 | 0 |
| | | 325,000 | 0 | 0 | 0 | 0 |

FDOT Comment: Add LRTP page number. (See page 50 in Adopted Work Program Report)

VTPO Staff Comment: Added LRTP page reference.

4322281 SR 5 (US 1) Landscaping

From: North of Magnolia Av
To: South of SR 430 (Mason Av)
Work Mix: Landscaping

| ----- Current Adopted FY 2013/14 to FY 2017/18 TIP ----- | | | | | | |
|--|-------------|-------------------|-------------------|-------------------|-------------------|-------------------|
| <u>PHASE</u> | <u>FUND</u> | <u>FY 2013/14</u> | <u>FY 2014/15</u> | <u>FY 2015/16</u> | <u>FY 2016/17</u> | <u>FY 2017/18</u> |
| CST (5NA) | DS | 200,000 | 0 | 0 | 0 | 0 |
| | | 200,000 | 0 | 0 | 0 | 0 |

| ----- Proposed Amended FY 2013/14 to FY 2017/18 TIP ----- | | | | | | |
|---|-------------|-------------------|-------------------|-------------------|-------------------|-------------------|
| <u>PHASE</u> | <u>FUND</u> | <u>FY 2013/14</u> | <u>FY 2014/15</u> | <u>FY 2015/16</u> | <u>FY 2016/17</u> | <u>FY 2017/18</u> |
| CST (5NA) | DS | 200,000 | 0 | 0 | 0 | 0 |
| | | 200,000 | 0 | 0 | 0 | 0 |

FDOT Comment: Add LRTP page number. (See page 50 in Adopted Work Program Report)

VTPO Staff Comment: Added LRTP page reference.

4324411 SR 600 (US 92) Resurfacing**From:** SR 15 (US 17)**To:** N Alabama St**Work Mix:** Resurfacing

| ----- Current Adopted FY 2013/14 to FY 2017/18 TIP ----- | | | | | | |
|--|-------------|-------------------|-------------------|-------------------|-------------------|-------------------|
| <u>PHASE</u> | <u>FUND</u> | <u>FY 2013/14</u> | <u>FY 2014/15</u> | <u>FY 2015/16</u> | <u>FY 2016/17</u> | <u>FY 2017/18</u> |
| CST (5NA) | DDR | 0 | 0 | 5,460 | 0 | 0 |
| CST (5NA) | DIH | 0 | 0 | 41,301 | 0 | 0 |
| CST (5NA) | NHRE | 0 | 0 | 232,944 | 0 | 0 |
| PE (3NA) | DDR | 144,000 | 0 | 0 | 0 | 0 |
| PE (3NA) | DIH | 7,000 | 0 | 0 | 0 | 0 |
| | | 151,000 | 0 | 279,705 | 0 | 0 |

| ----- Proposed Amended FY 2013/14 to FY 2017/18 TIP ----- | | | | | | |
|---|-------------|-------------------|-------------------|-------------------|-------------------|-------------------|
| <u>PHASE</u> | <u>FUND</u> | <u>FY 2013/14</u> | <u>FY 2014/15</u> | <u>FY 2015/16</u> | <u>FY 2016/17</u> | <u>FY 2017/18</u> |
| CST (5NA) | DDR | 0 | 0 | 5,460 | 0 | 0 |
| CST (5NA) | DIH | 0 | 0 | 41,301 | 0 | 0 |
| CST (5NA) | NHRE | 0 | 0 | 232,944 | 0 | 0 |
| PE (3NA) | DDR | 144,000 | 0 | 0 | 0 | 0 |
| PE (3NA) | DIH | 8,000 | 0 | 0 | 0 | 0 |
| | | 152,000 | 0 | 279,705 | 0 | 0 |

FDOT Comment: Roll 2013 funds forward.**VTPO Staff Comment:** Rolled 2013 funds forward.

4332621 SR A1A (Dunlawton Av) Bridge Over Halifax River

From:

To:

Work Mix: Bridge-Repair/Rehabilitation

| ----- Current Adopted FY 2013/14 to FY 2017/18 TIP ----- | | | | | | |
|--|-------------|-------------------|-------------------|-------------------|-------------------|-------------------|
| <u>PHASE</u> | <u>FUND</u> | <u>FY 2013/14</u> | <u>FY 2014/15</u> | <u>FY 2015/16</u> | <u>FY 2016/17</u> | <u>FY 2017/18</u> |
| CST (5NA) | BRRP | 212,130 | 0 | 0 | 0 | 0 |
| CST (5NA) | DIH | 2,062 | 0 | 0 | 0 | 0 |
| CST (5NA) | DS | 5,155 | 0 | 0 | 0 | 0 |
| | | 219,347 | 0 | 0 | 0 | 0 |

| ----- Proposed Amended FY 2013/14 to FY 2017/18 TIP ----- | | | | | | |
|---|-------------|-------------------|-------------------|-------------------|-------------------|-------------------|
| <u>PHASE</u> | <u>FUND</u> | <u>FY 2013/14</u> | <u>FY 2014/15</u> | <u>FY 2015/16</u> | <u>FY 2016/17</u> | <u>FY 2017/18</u> |
| CST (5NA) | BRRP | 212,130 | 0 | 0 | 0 | 0 |
| CST (5NA) | DIH | 2,062 | 0 | 0 | 0 | 0 |
| CST (5NA) | DS | 5,155 | 0 | 0 | 0 | 0 |
| | | 219,347 | 0 | 0 | 0 | 0 |

FDOT Comment: Add Work Summary (Bridge Rehabilitation). (See page 52 in Adopted Work Program Report)

VTPO Staff Comment: Added Work Summary.

4332701 Daytona Bch Int'l Airport Transportation Loop Road

From:

To:

Work Mix: Aviation Capacity Project

| | | ----- Current Adopted FY 2013/14 to FY 2017/18 TIP ----- | | | | |
|--------------|-------------|--|-------------------|-------------------|-------------------|-------------------|
| <u>PHASE</u> | <u>FUND</u> | <u>FY 2013/14</u> | <u>FY 2014/15</u> | <u>FY 2015/16</u> | <u>FY 2016/17</u> | <u>FY 2017/18</u> |
| CAP (9NA) | GMR | 0 | 0 | 0 | 0 | 2,750,000 |
| CAP (9NA) | LF | 0 | 0 | 0 | 0 | 2,750,000 |
| | | 0 | 0 | 0 | 0 | 5,500,000 |

| | | ----- Proposed Amended FY 2013/14 to FY 2017/18 TIP ----- | | | | |
|--------------|-------------|---|-------------------|-------------------|-------------------|-------------------|
| <u>PHASE</u> | <u>FUND</u> | <u>FY 2013/14</u> | <u>FY 2014/15</u> | <u>FY 2015/16</u> | <u>FY 2016/17</u> | <u>FY 2017/18</u> |
| CAP (9NA) | GMR | 0 | 0 | 0 | 0 | 2,750,000 |
| CAP (9NA) | LF | 0 | 0 | 0 | 0 | 2,750,000 |
| | | 0 | 0 | 0 | 0 | 5,500,000 |

FDOT Comment: Add LRTP page number. (See page 53 in Adopted Work Program Report)

VTPO Staff Comment: Added LRTP page reference.

4332731 Daytona Bch Int'l Airport - Entrance Realignment

From:

To:

Work Mix: Aviation Capacity Project

| | | ----- Current Adopted FY 2013/14 to FY 2017/18 TIP ----- | | | | |
|--------------|-------------|--|-------------------|-------------------|-------------------|-------------------|
| <u>PHASE</u> | <u>FUND</u> | <u>FY 2013/14</u> | <u>FY 2014/15</u> | <u>FY 2015/16</u> | <u>FY 2016/17</u> | <u>FY 2017/18</u> |
| CAP (9NA) | GMR | 0 | 0 | 0 | 0 | 2,500,000 |
| CAP (9NA) | LF | 0 | 0 | 0 | 0 | 2,500,000 |
| | | 0 | 0 | 0 | 0 | 5,000,000 |

| | | ----- Proposed Amended FY 2013/14 to FY 2017/18 TIP ----- | | | | |
|--------------|-------------|---|-------------------|-------------------|-------------------|-------------------|
| <u>PHASE</u> | <u>FUND</u> | <u>FY 2013/14</u> | <u>FY 2014/15</u> | <u>FY 2015/16</u> | <u>FY 2016/17</u> | <u>FY 2017/18</u> |
| CAP (9NA) | GMR | 0 | 0 | 0 | 0 | 2,500,000 |
| CAP (9NA) | LF | 0 | 0 | 0 | 0 | 2,500,000 |
| | | 0 | 0 | 0 | 0 | 5,000,000 |

FDOT Comment: Add LRTP page number. (See page 53 in Adopted Work Program Report)

VTPO Staff Comment: Added LRTP page reference.

4335161 Daytona Beach Int'l Airport Fire Station Relocation

From: at Daytona Beach Int'l Airport

To:

Work Mix: Aviation Safety Project

| ----- Current Adopted FY 2013/14 to FY 2017/18 TIP ----- | | | | | | |
|---|-------------|-------------------|-------------------|-------------------|-------------------|-------------------|
| <u>PHASE</u> | <u>FUND</u> | <u>FY 2013/14</u> | <u>FY 2014/15</u> | <u>FY 2015/16</u> | <u>FY 2016/17</u> | <u>FY 2017/18</u> |
| ----- Proposed Amended FY 2013/14 to FY 2017/18 TIP ----- | | | | | | |
| <u>PHASE</u> | <u>FUND</u> | <u>FY 2013/14</u> | <u>FY 2014/15</u> | <u>FY 2015/16</u> | <u>FY 2016/17</u> | <u>FY 2017/18</u> |
| CAP (9NA) | DDR | 150,000 | 0 | 0 | 0 | 0 |
| CAP (9NA) | FAA | 2,700,000 | 0 | 0 | 0 | 0 |
| CAP (9NA) | LF | 150,000 | 0 | 0 | 0 | 0 |
| | | 3,000,000 | 0 | 0 | 0 | 0 |

FDOT Comment: Per Florida Statute 339.175 (8) (a) & (b), please add Aviation Projects funded with State funding.

VTPO Staff Comment: Added aviation project.

4335281 Ormond Beach Airport Taxiway G

From: at Ormond Beach Airport

To:

Work Mix: Aviation Capacity Project

| ----- Current Adopted FY 2013/14 to FY 2017/18 TIP ----- | | | | | | |
|---|-------------|-------------------|-------------------|-------------------|-------------------|-------------------|
| <u>PHASE</u> | <u>FUND</u> | <u>FY 2013/14</u> | <u>FY 2014/15</u> | <u>FY 2015/16</u> | <u>FY 2016/17</u> | <u>FY 2017/18</u> |
| ----- Proposed Amended FY 2013/14 to FY 2017/18 TIP ----- | | | | | | |
| <u>PHASE</u> | <u>FUND</u> | <u>FY 2013/14</u> | <u>FY 2014/15</u> | <u>FY 2015/16</u> | <u>FY 2016/17</u> | <u>FY 2017/18</u> |
| CAP (9NA) | DPTO | 0 | 168,000 | 0 | 0 | 0 |
| CAP (9NA) | FAA | 0 | 1,890,000 | 0 | 0 | 0 |
| CAP (9NA) | LF | 0 | 42,000 | 0 | 0 | 0 |
| | | 0 | 2,100,000 | 0 | 0 | 0 |

FDOT Comment: Per Florida Statute 339.175 (8) (a) & (b), please add Aviation Projects funded with State funding.

VTPO Staff Comment: Added aviation project.

4336191 7th Street Sidewalk

From: "B" St
To: S Myrtle Av
Work Mix: Sidewalk

| ----- Current Adopted FY 2013/14 to FY 2017/18 TIP ----- | | | | | | |
|--|-------------|-------------------|-------------------|-------------------|-------------------|-------------------|
| <u>PHASE</u> | <u>FUND</u> | <u>FY 2013/14</u> | <u>FY 2014/15</u> | <u>FY 2015/16</u> | <u>FY 2016/17</u> | <u>FY 2017/18</u> |
| PE (3NA) | LF | 2,558 | 0 | 0 | 0 | 0 |
| PE (3NA) | SU | 24,021 | 0 | 0 | 0 | 0 |
| | | 26,579 | 0 | 0 | 0 | 0 |

| ----- Proposed Amended FY 2013/14 to FY 2017/18 TIP ----- | | | | | | |
|---|-------------|-------------------|-------------------|-------------------|-------------------|-------------------|
| <u>PHASE</u> | <u>FUND</u> | <u>FY 2013/14</u> | <u>FY 2014/15</u> | <u>FY 2015/16</u> | <u>FY 2016/17</u> | <u>FY 2017/18</u> |
| CST (58) | LF | 22,256 | 0 | 0 | 0 | 0 |
| CST (58) | XU (SU) | 24,021 | 0 | 0 | 0 | 0 |
| | | 46,277 | 0 | 0 | 0 | 0 |

FDOT Comment: Add CST phases and funding sources. City requested funds to be moved to CST phase. (See page 55 in Adopted Work Program Report)

VTPO Staff Comment: Added CST phase and funding.

4336221 Michigan Av Sidewalks at Coronado Elementary School

From:
To:
Work Mix: Sidewalk

| ----- Current Adopted FY 2013/14 to FY 2017/18 TIP ----- | | | | | | |
|--|-------------|-------------------|-------------------|-------------------|-------------------|-------------------|
| <u>PHASE</u> | <u>FUND</u> | <u>FY 2013/14</u> | <u>FY 2014/15</u> | <u>FY 2015/16</u> | <u>FY 2016/17</u> | <u>FY 2017/18</u> |
| PE (3NA) | LF | 4,214 | 0 | 0 | 0 | 0 |
| PE (3NA) | SU | 38,924 | 0 | 0 | 0 | 0 |
| | | 43,138 | 0 | 0 | 0 | 0 |

| ----- Proposed Amended FY 2013/14 to FY 2017/18 TIP ----- | | | | | | |
|---|-------------|-------------------|-------------------|-------------------|-------------------|-------------------|
| <u>PHASE</u> | <u>FUND</u> | <u>FY 2013/14</u> | <u>FY 2014/15</u> | <u>FY 2015/16</u> | <u>FY 2016/17</u> | <u>FY 2017/18</u> |
| CST (58) | LF | 25,361 | 0 | 0 | 0 | 0 |
| CST (58) | XU (SU) | 38,924 | 0 | 0 | 0 | 0 |
| | | 64,285 | 0 | 0 | 0 | 0 |

FDOT Comment: Add CST phases and funding sources. City requested funds to be moved to CST phase. (See page 55 in Adopted Work Program Report)

VTPO Staff Comment: Added CST phase and funding.

4336691 SR 15 (US 17) PD&E/EMO Study

From: SR 40
To: Volusia/Putnam County Line
Work Mix: Pd&E/Emo Study

| ----- Current Adopted FY 2013/14 to FY 2017/18 TIP ----- | | | | | | |
|--|-------------|-------------------|-------------------|-------------------|-------------------|-------------------|
| <u>PHASE</u> | <u>FUND</u> | <u>FY 2013/14</u> | <u>FY 2014/15</u> | <u>FY 2015/16</u> | <u>FY 2016/17</u> | <u>FY 2017/18</u> |
| PDE (PDENA) | DDR | 0 | 1,800,000 | 0 | 0 | 0 |
| PDE (PDENA) | DIH | 0 | 10,000 | 0 | 0 | 0 |
| | | 0 | 1,810,000 | 0 | 0 | 0 |

| ----- Proposed Amended FY 2013/14 to FY 2017/18 TIP ----- | | | | | | |
|---|-------------|-------------------|-------------------|-------------------|-------------------|-------------------|
| <u>PHASE</u> | <u>FUND</u> | <u>FY 2013/14</u> | <u>FY 2014/15</u> | <u>FY 2015/16</u> | <u>FY 2016/17</u> | <u>FY 2017/18</u> |
| PDE (PDENA) | DDR | 0 | 1,800,000 | 0 | 0 | 0 |
| PDE (PDENA) | DIH | 0 | 10,000 | 0 | 0 | 0 |
| | | 0 | 1,810,000 | 0 | 0 | 0 |

FDOT Comment: Add LRTP page number. (See page 56 in adopted Work Program Report)

VTPO Staff Comment: Added LRTP page reference.

4337181 Alternative Analysis - SunRail to Daytona Bch Int'l Airport

From:
To:
Work Mix: Corridor/Subarea Planning

| ----- Current Adopted FY 2013/14 to FY 2017/18 TIP ----- | | | | | | |
|--|-------------|-------------------|-------------------|-------------------|-------------------|-------------------|
| <u>PHASE</u> | <u>FUND</u> | <u>FY 2013/14</u> | <u>FY 2014/15</u> | <u>FY 2015/16</u> | <u>FY 2016/17</u> | <u>FY 2017/18</u> |
| PLN (1NA) | DDR | 0 | 2,250,000 | 0 | 0 | 0 |
| PLN (1NA) | LF | 0 | 750,000 | 0 | 0 | 0 |
| | | 0 | 3,000,000 | 0 | 0 | 0 |

| ----- Proposed Amended FY 2013/14 to FY 2017/18 TIP ----- | | | | | | |
|---|-------------|-------------------|-------------------|-------------------|-------------------|-------------------|
| <u>PHASE</u> | <u>FUND</u> | <u>FY 2013/14</u> | <u>FY 2014/15</u> | <u>FY 2015/16</u> | <u>FY 2016/17</u> | <u>FY 2017/18</u> |
| PLN (1NA) | DDR | 0 | 2,250,000 | 0 | 0 | 0 |
| PLN (1NA) | LF | 0 | 750,000 | 0 | 0 | 0 |
| | | 0 | 3,000,000 | 0 | 0 | 0 |

FDOT Comment: Add LRTP page number. (See page 57 in adopted Work Program Report)

VTPO Staff Comment: Added LRTP page reference.

4338081 SR 15/600 (US 17/92) Landscaping

From: Saxon Blvd

To: SR 472

Work Mix: Landscaping

| | | ----- Current Adopted FY 2013/14 to FY 2017/18 TIP ----- | | | | |
|--------------|-------------|---|-------------------|-------------------|-------------------|-------------------|
| <u>PHASE</u> | <u>FUND</u> | <u>FY 2013/14</u> | <u>FY 2014/15</u> | <u>FY 2015/16</u> | <u>FY 2016/17</u> | <u>FY 2017/18</u> |
| | | ----- Proposed Amended FY 2013/14 to FY 2017/18 TIP ----- | | | | |
| <u>PHASE</u> | <u>FUND</u> | <u>FY 2013/14</u> | <u>FY 2014/15</u> | <u>FY 2015/16</u> | <u>FY 2016/17</u> | <u>FY 2017/18</u> |
| MNT (71) | D | 100,000 | 0 | 0 | 0 | 0 |
| | | 100,000 | 0 | 0 | 0 | 0 |

FDOT Comment: Add LRTP page number. (See page 57 in adopted Work Program Report)

VTPO Staff Comment: Added LRTP page reference.

4343651 Natural Disaster - Volusia Countywide

From: Countywide

To:

Work Mix: Emergency Operations

| | | ----- Current Adopted FY 2013/14 to FY 2017/18 TIP ----- | | | | |
|--------------|-------------|---|-------------------|-------------------|-------------------|-------------------|
| <u>PHASE</u> | <u>FUND</u> | <u>FY 2013/14</u> | <u>FY 2014/15</u> | <u>FY 2015/16</u> | <u>FY 2016/17</u> | <u>FY 2017/18</u> |
| | | ----- Proposed Amended FY 2013/14 to FY 2017/18 TIP ----- | | | | |
| <u>PHASE</u> | <u>FUND</u> | <u>FY 2013/14</u> | <u>FY 2014/15</u> | <u>FY 2015/16</u> | <u>FY 2016/17</u> | <u>FY 2017/18</u> |
| OPS (81) | DER | 1,000 | 0 | 0 | 0 | 0 |
| | | 1,000 | 0 | 0 | 0 | 0 |

FDOT Comment: Roll 2013 funds forward.

VTPO Staff Comment: Rolled 2013 funds forward.

4343751 New Smyrna Beach Transfer Station

From:

To:

Work Mix: Transit Improvement

| | | ----- Current Adopted FY 2013/14 to FY 2017/18 TIP ----- | | | | |
|--------------|-------------|---|-------------------|-------------------|-------------------|-------------------|
| <u>PHASE</u> | <u>FUND</u> | <u>FY 2013/14</u> | <u>FY 2014/15</u> | <u>FY 2015/16</u> | <u>FY 2016/17</u> | <u>FY 2017/18</u> |
| | | ----- Proposed Amended FY 2013/14 to FY 2017/18 TIP ----- | | | | |
| <u>PHASE</u> | <u>FUND</u> | <u>FY 2013/14</u> | <u>FY 2014/15</u> | <u>FY 2015/16</u> | <u>FY 2016/17</u> | <u>FY 2017/18</u> |
| CAP (94) | FTA | 132,000 | 0 | 0 | 0 | 0 |
| CAP (94) | LF | 33,000 | 0 | 0 | 0 | 0 |
| | | 165,000 | 0 | 0 | 0 | 0 |

FDOT Comment: Add project to TIP in FY 14.

VTPO Staff Comment: Added project.

4343761 Westside Maintenance Facility

From:

To:

Work Mix: Transit Improvement

| | | ----- Current Adopted FY 2013/14 to FY 2017/18 TIP ----- | | | | |
|--------------|-------------|---|-------------------|-------------------|-------------------|-------------------|
| <u>PHASE</u> | <u>FUND</u> | <u>FY 2013/14</u> | <u>FY 2014/15</u> | <u>FY 2015/16</u> | <u>FY 2016/17</u> | <u>FY 2017/18</u> |
| | | ----- Proposed Amended FY 2013/14 to FY 2017/18 TIP ----- | | | | |
| <u>PHASE</u> | <u>FUND</u> | <u>FY 2013/14</u> | <u>FY 2014/15</u> | <u>FY 2015/16</u> | <u>FY 2016/17</u> | <u>FY 2017/18</u> |
| CAP (94) | FTA | 3,700,000 | 0 | 0 | 0 | 0 |
| CAP (94) | LF | 925,000 | 0 | 0 | 0 | 0 |
| | | 4,625,000 | 0 | 0 | 0 | 0 |

FDOT Comment: Add project to TIP in FY 14.

VTPO Staff Comment: Added project.

AR 220 Volusia Co. TD Commission Trip and Equipment Grant

From: County-wide

To:

Work Mix: Td Commission - Capital

| ----- Current Adopted FY 2013/14 to FY 2017/18 TIP ----- | | | | | | |
|---|-------------|-------------------|-------------------|-------------------|-------------------|-------------------|
| <u>PHASE</u> | <u>FUND</u> | <u>FY 2013/14</u> | <u>FY 2014/15</u> | <u>FY 2015/16</u> | <u>FY 2016/17</u> | <u>FY 2017/18</u> |
| ----- Proposed Amended FY 2013/14 to FY 2017/18 TIP ----- | | | | | | |
| <u>PHASE</u> | <u>FUND</u> | <u>FY 2013/14</u> | <u>FY 2014/15</u> | <u>FY 2015/16</u> | <u>FY 2016/17</u> | <u>FY 2017/18</u> |
| OPS (84) | LF | 48 | 0 | 0 | 0 | 0 |
| OPS (84) | TDTF | 1,052,564 | 0 | 0 | 0 | 0 |
| OPS (8NA) | LF | 116,904 | 0 | 0 | 0 | 0 |
| | | 1,169,516 | 0 | 0 | 0 | 0 |

FDOT Comment:

VTPO Staff Comment: Contract AR 220 is assigned to Volusia County's portion of the total state dollars for planning grant under FM 432027-1-84-01 (non-sponsored trips)

and FM 432028-1-84-01 (voluntary dollar). This project was previously identified as FM 248541-1.

AR 282 Volusia County TDLCB Assistance

From: County-wide

To:

Work Mix: Trans.Disadv Pln. Reg. Systems

| ----- Current Adopted FY 2013/14 to FY 2017/18 TIP ----- | | | | | | |
|---|-------------|-------------------|-------------------|-------------------|-------------------|-------------------|
| <u>PHASE</u> | <u>FUND</u> | <u>FY 2013/14</u> | <u>FY 2014/15</u> | <u>FY 2015/16</u> | <u>FY 2016/17</u> | <u>FY 2017/18</u> |
| ----- Proposed Amended FY 2013/14 to FY 2017/18 TIP ----- | | | | | | |
| <u>PHASE</u> | <u>FUND</u> | <u>FY 2013/14</u> | <u>FY 2014/15</u> | <u>FY 2015/16</u> | <u>FY 2016/17</u> | <u>FY 2017/18</u> |
| PLN (18) | TDTF | 29,748 | 0 | 0 | 0 | 0 |
| | | 29,748 | 0 | 0 | 0 | 0 |

FDOT Comment:

VTPO Staff Comment: Contract AR 282 is assigned to Volusia's portion of all state funds for planning grant under FM 432029-1-14-01. Previously identified as FM # 2485412.

**MEETING SUMMARY
TPO BOARD
SEPTEMBER 25, 2013**

VI. PRESENTATIONS, STATUS REPORTS AND DISCUSSION ITEMS

**A. REVIEW OF DRAFT 2035 LONG RANGE TRANSPORTATION PLAN (LRTP) AMENDMENT
INCORPORATING THE EXPANDED METROPOLITAN PLANNING AREA (MPA)**

Background Information:

The Volusia TPO has been working with local partners to complete the activities needed expand the Metropolitan Planning Area (MPA) boundaries and reapportion the membership as required to respond to changes in the Urbanized Areas resulting from the 2010 census. One of the required activities includes amending the 2035 Long Range Transportation Plan (LRTP) to recognize the expanded MPA and outline the transportation projects that are intended to be pursued between now and the year 2035. The *“Planning Area Boundary Adjustment and Membership Reapportionment Plan”* which was approved by the TPO in March 2013 outlined the anticipated boundaries of the expanded MPA.

The proposed amendment was developed in consultation with representatives of the areas being added to the MPA and uses financial estimates developed by the Florida Department of Transportation during the development of the 2035 LRTP. Additionally, the factors used to develop this plan amendment are consistent with those used for the existing plan.

The presentation today is intended to inform board members of the projects being added to the “cost-feasible” 2035 LRTP amendment and prepare the document for public review.

ACTION REQUESTED:

NO ACTION REQUIRED UNLESS OTHERWISE DIRECTED BY THE TPO BOARD

ADDENDUM #1
2035 LONG RANGE TRANSPORTATION PLAN SUMMARY REPORT

Adopted [enter date]

Introduction

On [enter date], the representatives of the Volusia TPO's member governments, Flagler County, the city of Bunnell, the city of Palm Coast, and the Florida Department of Transportation entered into an interlocal agreement to establish the River to Sea Transportation Planning Organization (R2C TPO). R2C TPO represents an expansion of the Volusia TPO's metropolitan planning area (MPA) to include the entire 2010 Census-designated Palm Coast – Daytona Beach – Urbanized Area. The expanded MPA includes the urbanized areas of the city of Bunnell, the city of Palm Coast and Flagler County.

In addressing its mandate to carry out the metropolitan transportation planning process¹, the Volusia TPO adopted a 2035 Long Range Transportation Plan (LRTP). This addendum amends that plan for the purpose of addressing transportation needs in the expanded metropolitan planning area.

This amendment was developed in a manner consistent with the 2035 LRTP. The assumptions used to develop the revenue forecasts, project cost estimates, and cost inflation rates for this amendment are the same as those used for the existing LRTP. The identification of transportation needs for the expanded MPA addressed by this amendment was developed with consideration to the traffic modeling that was undertaken by FDOT District Five in support of the efforts by MPOs/TPOs throughout the district to develop their 2035 LRTPs. Details regarding these assumptions and the process used to develop the amendment are included as part of the full 2035 LRTP report.

Background

The area added to the existing TPO is approximately 82 square miles and is generally bounded by Volusia County on the south, SR 5 (US 1) on the west, St. Johns County on the north, and the Atlantic Ocean on the east. The 2010 population of this area totaled 82,834.

Principal north-south transportation facilities extending through the area are SR A1A, I-95, and SR 5 (US 1). The Florida East Coast (FEC) Railway runs north and south just outside the area and generally parallel with SR 5 (US 1). Principal east-west transportation facilities extending through the area include only SR 100 and Palm Coast Parkway. There are three interchanges on I-95 at Palm Coast Parkway, SR 100, and Old Dixie Highway.

Transportation facilities on the Florida Strategic Intermodal System (SIS) include I-95 (SIS highway), SR 100 from I-95 to the Flagler/Putnam County Line (emerging SIS highway), and the Intracoastal Waterway (SIS waterway).

Flagler County operates a pre-scheduled, demand response transit system offering service to Flagler County residents with priority given to those who are disabled, elderly, low income, or transportation disadvantaged. Normal hours of operation are 6:00 a.m. to 6:00 p.m., Monday through Friday.

¹ An MPO is required to carry out the metropolitan planning process pursuant to 23 U.S.C. 134 and 49 U.S.C. 5303, 5304, 5305, 5306, 5307, 5309, 5310, 5311, 5316, 5317 and 5339; 23 CFR 420 and 450, and 49 CFR Part 613, Subpart A: and consistent with Chapter 339.175, Florida Statutes, and other applicable state and local laws.

Flagler County, Bunnell, and Palm Coast have developed, and continue to extend, an extensive network of greenways and trails for walking and bicycling. The focus is on accommodating non-motorized traffic along all arterial and collector roadways and providing connections to active and passive recreation areas and between neighborhoods.

There is one public use airport in the area – the Flagler County Airport – located on the south side of SR 100 between SR 5 (US 1) and I-95. It is operated by Flagler County and serves corporate and general aviation activity.

Committed Projects

Table 1 lists projects that are fully-funded in FDOT's adopted FY 2013/14 to FY 2017/18 Work Program or in a local government's capital budget. These projects are considered "committed" and are not dependent on revenues identified in Table 2.

Table 1 - COMMITTED PROJECTS

STRATEGIC INTERMODAL SYSTEM PROJECTS

| PROJECT | LIMITS | YEAR OF CONSTRUCTION | COST ESTIMATE (Y.O.E. in millions) | PROJECT DESCRIPTION |
|--|--------|----------------------|------------------------------------|---------------------|
| I-95 Interchange @ Matanzas Woods Pkwy | | 2015 | \$7.50 | New interchange |
| Total | | | \$7.50 | |

STATE AND FEDERAL – OTHER ROADS

| PROJECT | LIMITS | YEAR OF CONSTRUCTION | COST ESTIMATE (Y.O.E. in millions) | PROJECT DESCRIPTION |
|---|---|----------------------|------------------------------------|---------------------|
| Palm Coast Pkwy - Add Thru Lanes | From Boulder Rock Dr to Florida Park Dr | 2013 | \$10.76 | Add thru lanes |
| Old Kings Rd Extension - Phase I ² | From Forest Grove Dr to Matanzas Woods Pkwy | 2018 | \$4.30 | New 2-lane road |
| Total | | | \$15.06 | |

LOCALLY-FUNDED ROADS

| PROJECT | LIMITS | YEAR OF CONSTRUCTION | Cost Estimate (Y.O.E. in millions) | PROJECT DESCRIPTION |
|---|---------------------------------------|----------------------|------------------------------------|---------------------------------------|
| Pine Lakes Pkwy Turn-Lane | | 2013 | \$1.10 | Add turn lanes |
| Palm Harbor Pkwy Extension | From Palm Harbor Pkwy to Old Kings Rd | 2014 | \$2.34 | New 2-lane road |
| Royal Palm Pkwy Paved Shoulders & Left Turn Lanes | From Rymfire Dr to Belle Terre Pkwy | 2014 | \$1.00 | Add paved shoulders & left turn lanes |
| Bulldog Dr/SR 100 Intersection Improvements | | 2014 | n/a | Intersection improvements |
| | | | \$4.44 | |

² Palm Coast hopes to advance the construction of Old Kings Rd Extension – Phase I as a 4-lane facility to coincide with the construction of the I-95 Interchange @ Matanzas Woods. The additional cost is estimated to be \$1,000,000.

Revenue Forecast

The FDOT provided a forecast of state and federal funds expected to be available for transportation projects in the expanded metropolitan planning area. These funds are presented below in Table 2. The funds can be broadly categorized as either "formula" funds or "competitive" funds. Formula funds are allocations based on population and other factors. Eligible recipients can develop cost feasible plans based on these funds. Competitive funds, as the name suggests, are allocated through a competitive award process. Receipt of competitive funds cannot be expected with any degree of certainty. Therefore, projects that are expected to be funded with competitive funds may not be included in the plan as "cost-feasible" projects. However, they may be included as "illustrative" projects.

In cases where formula funds are allocated on a county by county basis, it is assumed that the share of total funds available for projects within the metropolitan planning area boundary will be proportionate to the area's share of total county population (in this case 90%). The numbers shown in Table 2 have been adjusted on that basis.

Not shown in Table 2 is a \$2,000,000 federal earmark for the construction of the SR 100/SR 5 (US 1) connector (SAFETEA-LU High Priority Project Number HPP-738). Other local funds available to fund transportation projects which are not shown in Table 2 include state imposed gas taxes distributed to local governments, local option gas taxes, transportation impact fees and other developer contributions, property taxes, and special district assessments. Projects that are to be funded with these local funds only are identified in Table 3 as "Locally-Funded Road Projects."

Table 2 – SUMMARY OF REVENUE ESTIMATES FOR THE EXPANDED METROPOLITAN PLANNING AREA IN FLAGLER COUNTY (in millions)

| Formula Funding ³ | | | | | | |
|-------------------------------|-------------|-------------|-------------|-------------|-------------|---------------|
| Road Construction | | | | | | |
| | FYs 2014-18 | FYs 2019-20 | FYs 2021-25 | FYs 2026-30 | FYs 2031-35 | 17 Year Total |
| TPO Portion of Flagler County | T.I.P. | 4.3 | 12.1 | 13.1 | 14.3 | 43.8 |

| Transit | | | | | | |
|----------------|-------------|-------------|-------------|-------------|-------------|---------------|
| | FYs 2014-18 | FYs 2019-20 | FYs 2021-25 | FYs 2026-30 | FYs 2031-35 | 17 Year Total |
| Flagler County | T.I.P. | 6.8 | 7.6 | 8.5 | 9.3 | 34.6 |

| Competitive Funding ⁴ | | | | | | |
|--|-------------|-------------|-------------|-------------|-------------|---------------|
| Transportation Regional Incentive Program (TRIP) Funds | | | | | | |
| District | FYs 2014-18 | FYs 2019-20 | FYs 2021-25 | FYs 2026-30 | FYs 2031-35 | 22 Year Total |
| District 5 | T.I.P. | 48.2 | 116.6 | 116.6 | 116.6 | 525.1 |

³ Road Construction and Transit fund estimates for all of Flagler County were factored to 90%, consistent with the share of total county population in the expanded MPA.

⁴ Projects funded through this category are "illustrative" only.

| New Starts Transit Program Funds | | | | | | |
|---|--------------------|--------------------|--------------------|--------------------|--------------------|--------------------------|
| Statewide | FYs 2014-18 | FYs 2019-20 | FYs 2021-25 | FYs 2026-30 | FYs 2031-35 | 22 Year |
| (Entire State) | Subtotal | Subtotal | Subtotal | Subtotal | Subtotal | Total¹ |
| Statewide | T.I.P. | 116.7 | 270.9 | 270.9 | 270.9 | 1,254.3 |

The cost-feasible list of proposed projects for the expanded metropolitan planning area is presented in Table 3. The list is derived from the cost-feasible alternative identified and evaluated as part of the district-wide transportation modeling activity conducted by FDOT to support the MPOs/TPOs in developing their 2035 long-range transportation plans. Additional projects were identified through the formal, cooperative city/county project prioritization process.

Financial constraints were applied to arrive at the final cost feasible project lists shown in Table 3. Note that the 17 year total for formula funding (\$43.8 M) shown in Table 2 is approximately equal to the total cost of state- and federal-funded projects listed in Table 3 (\$45.16 M).

The draft cost-feasible list of projects was reviewed by the TPO advisory committees and board and a draft plan was provided for public review and comment. Upon completion of the public comment period, the final plan was submitted for approval to all of the TPO advisory committees and the TPO Board.

In addition to the cost-feasible proposed project list included in this addendum, it is intended that the general provisions of the 2035 Long Range Transportation Plan shall apply to the expanded metropolitan planning area. In particular, this will include the vision, goals, and objectives set out in Chapter 2.

Table 3 - COST-FEASIBLE PROJECTS**Strategic Intermodal System (SIS) Projects**

| PROJECT | | LIMITS | YEAR OF CONSTRUCTION | COST ESTIMATE (Y.O.E. in millions) | PROJECT DESCRIPTION |
|---------|--------------------------|--------|----------------------|---------------------------------------|---------------------|
| | [NO PROJECTS IDENTIFIED] | | | | |
| | | | Total | \$0.00 | |

State and Federal – Other Projects (Federal-Aid Eligible)

| PROJECT | | LIMITS | YEAR OF CONSTRUCTION | COST ESTIMATE (Y.O.E. in millions) | PROJECT DESCRIPTION |
|---------|---|--|----------------------|---------------------------------------|---|
| 1 | Old Kings Rd 4-Laning | From Palm Coast Pkwy to Frontier Dr | 2021-25 | \$10.07 | Add thru lanes |
| 2 | Old Kings Rd 4-Laning | From Frontier Dr to Forest Grove Dr | 2026-30 | \$13.12 | Add thru lanes |
| 3 | Old Kings Rd Extension - Phase II | From Matanzas Woods Pkwy to Old Kings Rd | 2031-35 | \$11.07 | New roadway |
| 4 | Commerce Pkwy Connector Rd | From SR 100 to SR 5 (US 1) | 2021-25 | \$1.91 | New roadway; cost has been offset by a \$2.0 M federal earmark |
| 5 | Matanzas Woods Pkwy 4-Laning (West) | From SR 5 (US 1) to Southbound I-95 Ramps | 2031-35 | \$5.14 | Add thru lanes; will require additional \$23.34 M (Y.O.E.) developer contribution |
| 6 | Matanzas Woods Pkwy 4-Laning (East) | From Northbound I-95 Ramps to Old Kings Rd | 2019-20 | \$3.28 | Add thru lanes; will require additional \$12.9 M (Y.O.E.) developer contribution |
| 7 | SR 100/I-95 Interchange Ramp Improvements | @ SR 100 | 2019-20 | \$0.57 | Interchange ramp improvements |
| | | | Total | \$45.16⁵ | |

Locally-Funded Projects

| PROJECT | | LIMITS | TIMING | COST (Y.O.E. in millions) | LOCATION |
|---------|----------------------------|---------------------------------------|----------------|------------------------------|------------|
| 1 | Palm Harbor Pkwy Extension | From Palm Harbor Pkwy to Old Kings Rd | - ⁶ | \$2.89 | Palm Coast |
| | | | Total | \$2.89 | |

Transit Projects

| PROJECT | LIMITS | TYPE | START YEAR | COST ESTIMATE | | PROJECT DESCRIPTION |
|---------|--------------------------|------|------------|---------------|-----------|---------------------|
| | | | | CAPITAL | OPERATING | |
| | [NO PROJECTS IDENTIFIED] | | | | | |
| | | | | Total | \$ | |

⁵ Total does not include \$1,000,000 needed to advance Old Kings Rd Extension – Phase I as a 4-lane facility. Construction as a 2-lane facility is currently programmed in FY 2018. Additional funds will have to be available in FY 2018 or earlier.

⁶ The Palm Harbor Pkwy extension is to be funded with transportation impact fees. The construction will begin when the city has collected enough fees to cover the cost.

Table 4 – UNFUNDED PROJECTS

Strategic Intermodal System (SIS) Projects *UNFUNDED*

| PROJECT | | LIMITS | TIMING | COST (P.D.C. in millions) | PROJECT DESCRIPTION |
|---------|-----------------|--------------------------|--------------|------------------------------|---------------------|
| 1 | SR 100 6-Laning | I-95 to Belle Terre Pkwy | Unfunded | \$32.00 | Add thru lanes |
| | | | Total | \$32.00 | |

State and Federal – Other Projects (Federal-Aid Eligible) *UNFUNDED*

| PROJECT | | LIMITS | TIMING | COST (P.D.C. in millions) | PROJECT DESCRIPTION |
|---------|-----------------------------|--|--------------|------------------------------|------------------------------|
| 1 | Old Kings Rd 4-Laning | From Town Center Blvd to Palm Coast Pkwy | | \$16.64 | Palm Coast |
| 2 | Old Kings Rd South 4-Laning | From SR 100 to Flagler/Volusia County Line | | \$5.70 | Add thru lanes |
| 3 | John Anderson Hwy 4-Laning | From SR 100 to Flagler/Volusia County Line | | \$4.70 | Add thru lanes |
| 4 | Railroad Depot | At Woodland Av and Railroad Street | | \$1.20 | New passenger railroad depot |
| 5 | Palm Coast Pkwy 6-Laning | From SR 5 (US 1) to Belle Terre Pkwy | | \$9.36 | Add thru lanes |
| | | | Total | \$37.60 | |

Bridge Projects (Federal-Aid Eligible) *UNFUNDED*

| PROJECT | | LIMITS | TIMING | COST (P.D.C. in millions) | PROJECT DESCRIPTION |
|---------|---|-------------------------------------|--------------|------------------------------|-----------------------|
| 1 | Colorado Dr Bridge #73064 over College Waterway | Colorado Dr @ College Waterway | | \$1.15 | Bridge rehabilitation |
| 2 | Bridge #734063 - Colechester @ College Waterway | Colechester Ln @ College Waterway | | \$1.15 | Bridge rehabilitation |
| 3 | Bridge Rehab -735503, Secretary @ Seminole Waterway | Secretary Trail @ Seminole Waterway | | \$1.15 | Bridge rehabilitation |
| 4 | Bridge Rehab - 734066, Wellington @ Wynfield Waterway | Wellington Dr @ Wynfield Waterway | | \$1.15 | Bridge rehabilitation |
| 5 | Bridge #734067, Palm Harbor @ Mulberry Creek | Palm Harbor Pkwy @ Mulberry Creek | | \$1.15 | Bridge rehabilitation |
| | | | Total | \$5.75 | |

**MEETING SUMMARY
TPO BOARD
SEPTEMBER 25, 2013**

VI. PRESENTATIONS, STATUS REPORTS AND DISCUSSION ITEMS

B. PRESENTATION ON SUNRAIL STATION DEVELOPMENT AND MARKETING ACTIVITIES

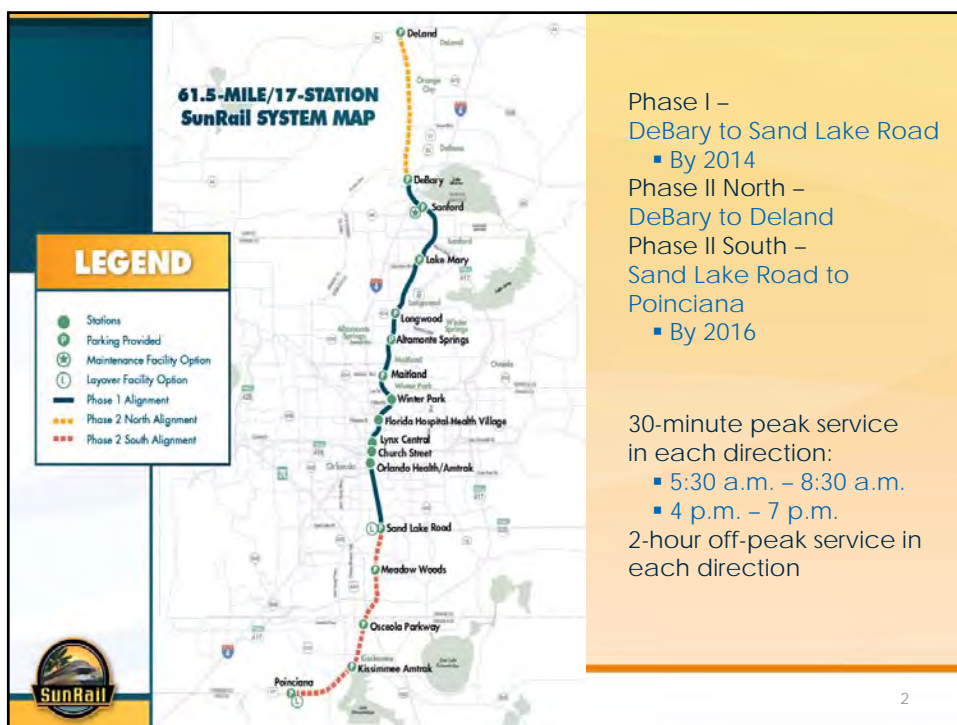
Background Information:

SunRail is a commuter rail project planned to operate between the Amtrak station in DeLand and the Poinciana station southwest of Kissimmee. The initial phase of the project will begin operations in spring 2014 on a 31 mile stretch between DeBary and Sand Lake Road station in south Orlando.

Members from the Florida Department of Transportation and SunRail marketing team will provide an update on the project and the efforts underway to inform the public, to engage businesses and to promote a successful launch of the service.

ACTION REQUESTED:

NO ACTION REQUIRED UNLESS OTHERWISE DIRECTED BY THE TPO BOARD



Project History



- **July 18, 2011**
 - Phase I FFGA signed at Florida Hospital ceremonies
- **Nov. 3, 2011**
 - FDOT purchased the corridor from CSXT
 - Now responsible for all maintenance and operations
- **Jan. 27, 2012**
 - Groundbreaking Ceremonies held
 - Construction activities now underway
- **July 29, 2013**
 - FDOT took over dispatch operations on the SunRail corridor from CSXT



Project History

- Sneak peak of first vehicle at the SunRail Operations Control Center Aug. 12
- Radio Disney Concert in the Park, Sept. 21 from 4 p.m. – 8 p.m., Central Park, Winter Park



Project Update

Operations and Maintenance

- Awarded to Bombardier April 12, 2013
- Now mobilizing, hiring staff, training trainers
- July 29, 2013 – took over dispatch operations on the SunRail corridor from CSXT
- Responsibilities include:
 - Operations
 - Dispatching
 - Fleet maintenance
 - Track maintenance
 - Customer service
 - Station platform and facility maintenance
 - Material supply

BOMBARDIER
the evolution of mobility



5







DBM – Design, Build and Maintain the SunRail corridor

- Maintaining the corridor
- Double-tracking corridor
- Installing new signals
- Building platforms, Operations Control Center and maintenance facility
- Overall completion: 82%



10


Station Finishes Contracts

▪ #1 Archer Western

- DeBary, Sanford, Lake Mary, Altamonte Springs, Florida Hospital, LYNX, Orlando Health
- Overall completion: ~ 70%

▪ #2 Welbro

- Longwood, Maitland, Winter Park, Church Street, Sand Lake Road
- Overall completion: ~ 40%



11





Project Update

Ticket Vending machines



- Tap on/Tap Off technology
- SunCard balance check & reload
- Bus transfer card acceptance
- Intuitive touch-screen interface
- Two machines on each platform
- \$2 base fare with a \$1 zone charge for travel between counties
- Discounts for seniors, children, the disabled, frequent riders
- Station installation begins late 2013



Marketing and Business Development



- Outdoor boards
- Radio
- Print publications
- Special Events
- Advertising opportunities
- Television Production

- Safety outreach
- Pre-service ticket sales to consumers and businesses
- Community outreach



15

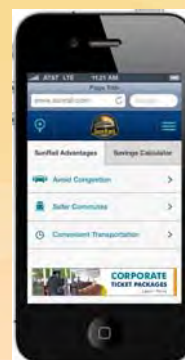
www.sunrail.com

Consumer Website launched May 22

- Station locations
- Train amenities
- Consumer benefits


On-line applications prior to service

- Train Tracker
- Trip Planner
- On-line sales of consumer passes
 - Buy and reload fare media
 - Card registration



16

Business Outreach: A Partner Program



Strategy



- **Initial:**
target largest employers within walking distance of stations
- **Intermediate:**
expand outreach to mid-size to large employers within a short distance of stations
- **Ongoing:**
foster partnerships that are beneficial for all SunRail communities



Safety Campaign

Outreach Includes:

- First Responders
- Youth
- Motorists
- Riders
- Public/Private Transportation
- Operational Safety



Safety Campaign

Message Includes:

- Be Smart. Be Safe.
- Trains can't stop quickly but you can
- Train tracks are private property
- Trespassing is dangerous and enforceable law
- SunRail will change the way the corridor operates



Keep back 30 feet
(3 car lengths)



Avoid distractions
near the tracks



Cross only at
designated areas



Never attempt
to board a train
in motion



Always look for
a second train



Phase 2 South

- Design plans at 65% completion
- Coordinating stations with locals
- Right of Way Acquisition – under way
 - 12 out of 14 parcels acquired.



Phase 2 North

- Draft Project Development Application submitted to FTA on April 8, 2013
- Coordinating station concepts with locals



20

Follow us at www.sunrail.com



[twitter@RideSunRail](https://twitter.com/RideSunRail)



facebook.com/RideSunRail



youtube.com/RideSunRail



foursquare.com/RideSunRail



pinterest.com/RideSunRail



flickr.com/photos/RideSunRail



21

**MEETING SUMMARY
TPO BOARD
SEPTEMBER 25, 2013**

VI. PRESENTATIONS, STATUS REPORTS AND DISCUSSION ITEMS

C. PRESENTATION ON THE I-4 MASTER PLAN/MANAGED USE LANES PRELIMINARY DESIGN AND ENVIRONMENT (PD&E) STUDY UPDATE

Background Information:

In April 2012 the Volusia TPO approved a request by the Florida Department of Transportation to amend the TPO's 2035 Long Range Transportation Plan to add managed use lanes to I-4, widening the facility from 6 to 10 lanes. The project limits in Volusia County extend a total of 10 miles from the Seminole County line to SR 472. The total project cost in Volusia County is \$682 million in year of expenditure dollars and the project is anticipated to be completed through a public-private partnership. Funding to update the Project Development and Environmental (PD&E) study and to begin design work was also added to the Transportation Improvement Program (TIP).

Ms. Beata Stys-Palasz, Project Manager for the Florida Department of Transportation (FDOT), will give a presentation on the progress of the PD&E and development activities for this project. Background information is being provided as part of this agenda item.

ACTION REQUESTED:

NO ACTION REQUIRED UNLESS OTHERWISE DIRECTED BY THE TPO BOARD

I-4 Extensions Reevaluation US 27 to SR 472

These projects have previously gone through the PD&E Study phase. We are seeking reevaluation due to a proposed change in the project typical sections. The proposed change is to the inside median of the I-4 corridor from US 27 in Polk County to SR 472 in Volusia County. The design change is to switch from two HOV (High Occupancy Vehicle) lanes in the median, one in each direction, to four Express lanes, two in each direction. This change in typical section will result in a wider footprint and an increase in capacity but it will still remain within the proposed right of way limits of the previous PD&E studies.

Project Description

The I-4 Ultimate Reevaluation is the reevaluation of three previous PD&E Studies stretching from US 27 in Polk County to SR 472 in Volusia County. These previous studies consisted of:

- an Environmental Assessment (EA) from US 27 to CR 532,
- an EA from CR 532 to SR 528 and
- an Environmental Impact Statement (EIS) from SR 528 to SR 472.

Both of the EA's received Findings of No Significant Impacts (FONSI). Portions of the EIS limits received a Record of Decision (ROD) as the department could demonstrate future funding for only certain segments. The segment covered by the ROD is from SR 435 (Kirkman Rd.) in Orange County to SR 434 in Seminole County and is the portion of I-4 that runs through downtown Orlando. The primary reason for this segment being an EIS was due to sociocultural effects downtown. During the EIS process these adverse effects were either, avoided, minimized or mitigated as agreed to and committed to in the signed MOA between FDOT, FHWA, City of Orlando and the Florida State Historic Preservation Officer. Figure 1 presents the limits of the existing environmental documents.

It is perhaps easiest to consider the I-4 Ultimate projects as a phased implementation of an overall master plan for the I-4 Ultimate, with segments labeled A-F for easy reference. Figure 2 provides a graphical representation of the segment breakdown for the I-4 study.

| Segment | EA | FONSI | FEIS | ROD | Pending ROD |
|-----------------------------------|----|-------|------|-----|----------------|
| A = US 27 to CR 532 | X | X | | | |
| B = CR 532 to SR 528 | X | X | | | |
| C = SR 528 to SR 435 (Kirkman Rd) | | | X | | X |
| D = SR 435 (Kirkman Rd) to SR 434 | | | X | X | |
| E = SR 434 to SR 417/SR 429 | | | X | | X |
| F = SR 417/429 to SR 472 | | | X | | X |

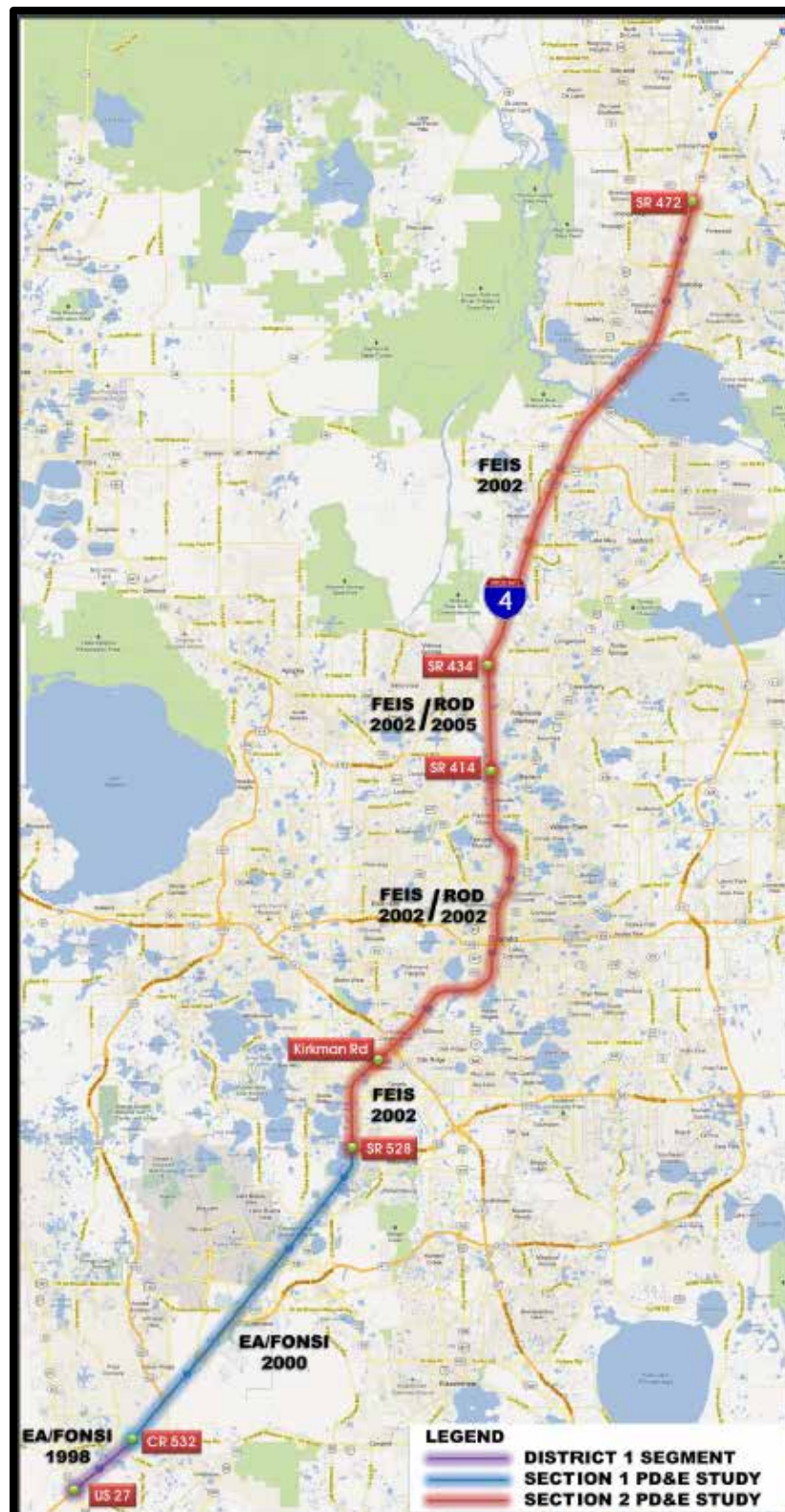


Figure 1
Approved Environmental Documents

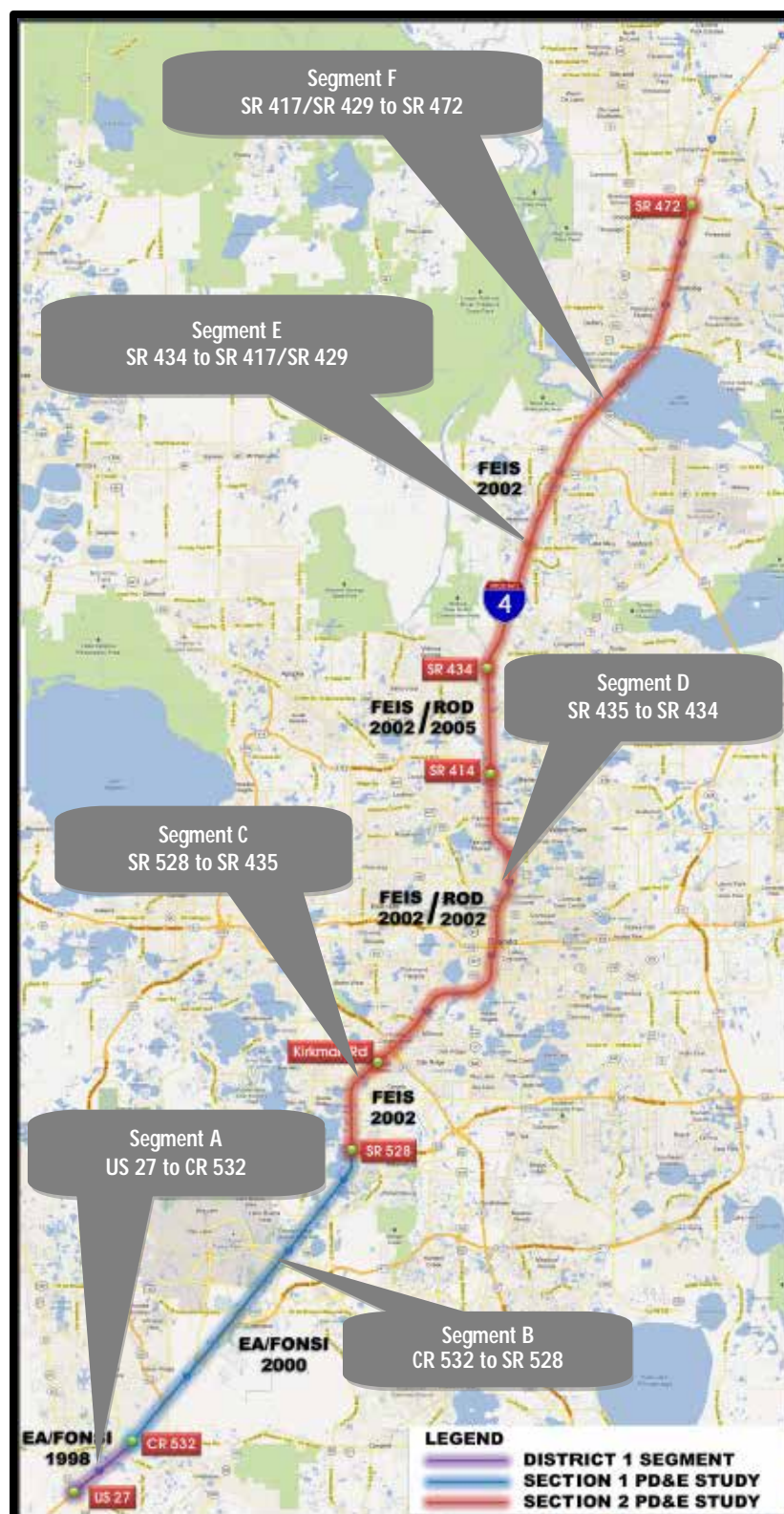


Figure 2
I-4 Study Segments

Project Status

I-4 improvements from CR 532 to SR 472 are identified as Cost Feasible projects in the adopted 2030 Long Range Transportation Plan for Metroplan Orlando and the 2035 Long Range Transportation Plan for the Volusia Transportation Planning Organization (TPO). Funding in the currently adopted Five-Year Work Program is outlined below for these design segments within the study limits.

- 201210-2 - US 27 to CR 532 PD&E Update, FY 12/13
- 432100-1 - CR 523 to SR 472 PD&E Update, FY 12/13
- 242484-8 - Osceola Co Line to SR 528, 30% Design FY14/15
- 242484-7 - SR 528 to SR 435, 30% Design FY14/15
- 242592-4 - SR 434 to Volusia Co Line, 30% Design FY14/15
- 408484-2 - Seminole Co Line to SR 472, 30% Design FY14/15

The following sections provide a description of the current status of environmental approvals and expected results of this effort for the different sections that are being reevaluated as part of this study.

SEGMENT A (US 27 to CR 532)

An Environmental Assessment (EA) was approved for this segment of I-4 by FHWA with a Finding of No Significant Impact (FONSI) in the year 1998.

- This segment is currently undergoing a reevaluation of the FONSI obtained in 1998 due to proposed changes to the design concept to account for the incorporation of the four Express lanes. The reevaluation and update of the FONSI is expected to be completed by December 2014.
- A Design Change Reevaluation for an improvement consisting for widening to six lanes on the outside was approved by FHWA in February 2002.
- The results of the reevaluation analyses will be shared with the public and an opportunity provided for public input on the project. A public information meeting will be held to acquaint the public with the project as currently proposed.

SEGMENT B (CR 532 to SR 528)

An Environmental Assessment (EA) was approved for this segment of I-4 by FHWA with a Finding of No Significant Impact (FONSI) in the year 2000.

- This segment is currently undergoing a reevaluation of the FONSI obtained in 2000 due to proposed changes to the design concept to account for the incorporation of the four Express lanes. The reevaluation and update of the FONSI is expected to be completed by September 2014, with an expectation of moving into a design phase shortly thereafter.
- The results of the reevaluation analyses will be shared with the public and an opportunity provided for public input on the project. A public information meeting will be held to acquaint the public with the project as currently proposed.
- A Systems Interchange Modification Report (SIMR) update is also being performed concurrent with the reevaluation and is expected to be completed by December 2013.

SEGMENT D (SR 435 (Kirkman Road) to SR 434)

FDOT is currently in the procurement process for this segment as a P3 with shortlisting having occurred in June 2013 and is anticipating a financial closing by the end of 2014.

- Segment D is addressed by the 2002 and 2005 RODs.
- Design reevaluation will be submitted that will determine that the previous environmental decisions remain valid and that no substantial changes have occurred to the social, economic, or environmental impacts of the proposed action that would significantly affect the quality of the human environment.
- A construction reevaluation is to be submitted prior to construction.

SEGMENTS C, E AND F (SR 528 to SR 435 (Kirkman Road) and SR 434 to SR 472)

A NEPA decision has not been reached for Segments C, E and F of the FEIS, and a NEPA must be reached for those segments to move forward into design and subsequent phases. The original overall (Segments C-F) project was previously determined to be an EIS. The only legal conclusion for an EIS is a ROD.

- Within the limits of Segment F the following interim actions have been previously approved:
 - EA/FONSI & LDCA Approval on 5/12/2000 for 6 laning I-4 (add 1 inside lane each direction) from US 17-92 to I-95; Saint Johns River Bridge Replacement; and Interchange modifications at: US 17-92, SR 472, Orange Camp Rd, SR 44 and US 92
 - A reevaluation was approved on 5/6/04 to advance to construction for 6 laning: I-4 US17-92 to Saxon which included the St. Johns River bridge replacement (2427021); I-4 Saxon to 472 (2427161); I-4 @472 (242655) and I-4 SR 44 to I-95 (408464)
 - A reevaluation for improvements to the SR 46 interchange and a SAMR update was approved on 1/28/10 to advance to construction.
- A reevaluation covering the entire area of the EIS (Segments C-F) will be performed that will provide a history of the project, identify changes that have occurred since the original 2002 FEIS for all segments (C-F) was completed, and note differences in the aspects of the project that are proposed, but have not been approved by FHWA. An evaluation of the new impacts created by the proposed changes, as well as changes in the overall context of the area ranging from issues such as growth, or changing laws, regulations and environmental conditions should be addressed.
- A Systems Interchange Modification Report (SIMR) update is also being performed concurrent with the reevaluation and is expected to be completed by December 2013.
- The results of the reevaluation analyses will be shared with the public and an opportunity provided for public input on the project. A public information meeting will be held to acquaint the public with the project as currently proposed.

Need for the Project

I-4 is an integral part of Central Florida's transportation system. The Interstate carries the greatest number of people and vehicles of any transportation facility in the region and serves many of the area's primary activity centers. When the Interstate opened in February 1965, it was designed to

serve intrastate and interstate travel by providing a critical link between the east and west coasts of Central Florida. Although this role continues to be a crucial transportation function of I-4, the highway has evolved to one that serves many shorter trips. Today, the highway serves as the primary link between hotel/motel complexes and tourist attractions such as Walt Disney World, Universal Studios, Sea World, the International Drive Resort Area and downtown Orlando. In addition, since I-4 is the only north-south limited access facility that is radially oriented between the predominant employment centers and the major suburbs to the north, it has become the primary commuting corridor in the Central Florida metropolitan area.

Tremendous growth in Central Florida over the past decades has made it difficult for the transportation system to keep up with travel demand. A significant amount of this growth is occurring within close proximity to I-4. In recent years, congestion on I-4 has extended well beyond normal peak hours and major crashes have closed I-4, resulting in traffic congestion throughout the metropolitan area. Congestion and delays on I-4 and the parallel arterial highways are now considered to be major transportation problems facing the region. The congestion on I-4 is further evidenced by the less than desirable levels of service on the Interstate as well as the crossroads.

Projections of future population and employment in the region indicate that travel demand will continue to increase well into the future. The ability to accommodate the new travel patterns resulting from growth must be provided to sustain the region's economy. Without the improvements, extremely congested conditions are expected to occur for extended periods of time in both the morning and evening peak periods. Due to these congested conditions, user travel times will continue to increase, the movement of goods through the urban area will be slower, and the deliveries of goods within the urban area will be forced to other times throughout the day.

The need for improvements to I-4 is illustrated by the important transportation roles I-4 serves to the Central Florida region and the State of Florida. If no improvements are made to the Interstate, a loss in mobility for the area's residents, visitors, and employees can be expected, resulting in a severe threat to the continued viability of the economy and the quality of life.

Preliminary Environmental Discussion

Keeping in mind that many changes have occurred along the I-4 corridor since the original EIS and EA were approved in 2002 and 1998, this reevaluation study commits to evaluating the corridor efficiently by maximizing the use of previously prepared studies and minimizing the amount of updates necessary to existing reports. While a re-evaluation is most commonly performed to address impacts due to changes made to the project itself, this effort will also include changes in criteria governing noise, wetland and wildlife impacts.

Land Use Changes

At the time of the original PD&E studies, existing land uses adjacent to the I-4 corridor in Polk, Osceola and Volusia Counties were primarily agriculture and undeveloped lands. However, Future Land Use maps at the time of the study showed very heavy mixed use development all along the I-4 corridor through the various counties. The transportation impacts of this heavy development were identified and addressed during the PD&E studies and the proposed

improvements to I-4 would support this development by providing the required transportation facilities. Changes in land uses that have occurred along the corridor over the last 10 years support the findings of the original reports.

Projected Future Population

The University of Florida's Bureau of Economic & Business Research (BEBR) produces population projections that are frequently and commonly used throughout the state in the development of long range transportation plans. As shown in the table below, the most recent BEBR county population projections (medium) show that the counties within the study area are projected to grow 45% by 2040, which would mean an addition of 1,356,656 new residents.

BEBR 2015-2040 Population Projections for Central Florida

| | Estimates | Population Projections | | | | | |
|---------------|-----------|------------------------|-----------|-----------|-----------|-----------|-----------|
| County | 2012 | 2015 | 2020 | 2025 | 2030 | 2035 | 2040 |
| POLK | 606,888 | | | | | | |
| Low | | 597,900 | 625,600 | 645,400 | 657,300 | 661,500 | 657,400 |
| Medium | | 636,100 | 695,100 | 750,500 | 801,600 | 848,000 | 888,300 |
| High | | 674,200 | 764,600 | 855,500 | 945,800 | 1,034,600 | 1,119,300 |
| OSCEOLA | 280,866 | | | | | | |
| Low | | 288,200 | 317,600 | 339,800 | 358,700 | 371,200 | 378,700 |
| Medium | | 306,600 | 356,800 | 404,500 | 448,400 | 488,400 | 525,900 |
| High | | 325,000 | 396,000 | 469,200 | 538,100 | 605,600 | 673,200 |
| ORANGE | 1,175,941 | | | | | | |
| Low | | 1,165,000 | 1,234,800 | 1,285,600 | 1,315,700 | 1,328,800 | 1,330,800 |
| Medium | | 1,239,300 | 1,372,000 | 1,494,900 | 1,604,500 | 1,703,500 | 1,798,400 |
| High | | 1,313,700 | 1,509,200 | 1,704,200 | 1,893,300 | 2,078,300 | 2,266,000 |
| SEMINOLE | 428,104 | | | | | | |
| Low | | 413,700 | 423,500 | 429,700 | 432,000 | 430,600 | 426,800 |
| Medium | | 440,100 | 465,400 | 488,300 | 508,200 | 525,100 | 540,300 |
| High | | 466,500 | 507,200 | 546,900 | 584,400 | 619,700 | 653,700 |
| VOLUSIA | 497,145 | | | | | | |
| Low | | 477,300 | 482,700 | 484,400 | 482,200 | 476,400 | 468,200 |
| Medium | | 507,700 | 530,500 | 550,500 | 567,200 | 580,900 | 592,700 |
| High | | 538,200 | 578,200 | 616,600 | 652,300 | 685,500 | 717,200 |
| TOTALS | | | | | | | |
| | 2,988,944 | | | | | | |
| Low | | 2,942,100 | 3,084,200 | 3,184,900 | 3,245,900 | 3,268,500 | 3,261,900 |
| Medium | | 3,129,800 | 3,419,800 | 3,688,700 | 3,929,900 | 4,145,900 | 4,345,600 |
| High | | 3,317,600 | 3,755,200 | 4,192,400 | 4,613,900 | 5,023,700 | 5,429,400 |

Source: BEBR, March 2013

Economic

The I-4 project will improve access to community facilities and enhance the delivery of community services. The improved access and capacity should enhance the potential for economic growth in the area and is consistent with Comprehensive Plans for the communities along the corridor.

Farmlands

Coordination with the NRCS including submittal of the Farmland Conversion Impact Rating form was conducted and the NRCS signed off on the form on Feb. 2, 1998. It was determined that the projects would not have significant impacts to farmlands.

Section 4(f)

Potential impacts to Section 4(f) properties were evaluated during the study. No Section 4(f) properties (public parks, public recreation areas, historic sites, and/or wildlife or waterfowl refuges) were identified that would be adversely affected by the proposed project.

Cultural Resources

As part of the original PD&E studies, cultural resource assessment surveys were conducted along the study corridor in compliance with Section 106 of National Historic Preservation Act. No historical resources were identified which would be affected by construction of the preferred alternative. Several archaeological sites within the project area were identified and investigated and none of these resources were considered eligible for listing on the National Register of Historic Places nor do they have significance to regional or state prehistory. However, one archaeological site, 8VO00053, located within east and west I-4 right-of-way on the north bank of Lake Monroe, was identified and was addressed via mitigative excavation during previous studies.

Wetlands

Wetlands were evaluated during the PD&E studies and the Wetland Evaluation Reports detail the findings. Given the tremendous growth and development along the corridor since the studies were completed, it is likely that many of these systems may have already been impacted and may no longer exist. Potential wetland impacts will be reevaluated during this update phase. Mitigation for unavoidable wetland impacts may be through a combination of purchase of available private mitigation bank credits, available DOT bank credits or through the provisions of Section 373.4137 F.S.

Floodplains

Since most of the improvements associated with this project update will be to the inside median of I-4, floodplain encroachment is anticipated to be minimal. A more detailed analysis of potential floodplain impacts will be carried out as the project moves into the design phase. The drainage design for the project will compensate for any floodplain encroachment or increases in flood elevations.

Wildlife and Habitat

The Wildlife and Habitat Assessment Report conducted during the study phase revealed the presence of several protected species. Prior coordination through the Federal Highway Administration and the U.S. Fish and Wildlife Service (FWS) determined that the project was “not likely to adversely affect” threatened or endangered species. However, changes in listed species designations and in how FWS makes Effects Determinations necessitate that potential impacts from the project will be reevaluated during this update. In addition, new criteria for identifying sand skink and blue-tailed mole skinks (both listed as Threatened by FWS) have been implemented. These include designating certain soil types (excessively drained, well-drained,

and moderately well-drained sandy soils such as Candler and Pomello soils, among others) as skink habitat regardless of the vegetative structure that occurs. These soil types do exist adjacent to I-4 within these segments limits. These soil types in Polk, Osceola and Orange County above elevation 82 feet can support sand skink and blue-tailed mole skink populations. If a site has suitable soils at the appropriate elevation within the counties where skinks are known to occur, there is a likelihood of presence, and potential effects to skinks should be considered. The presence of skinks within these areas is assumed under the new guidelines, and surveys in accordance with U.S. Fish & Wildlife Service protocols may be required if it is determined that the project may impact these listed species.

Noise

The noise studies conducted for the original PD&E Studies identified several receptor sites within 500 feet of I-4 that warranted further analysis. The result of that analysis was that some of these sites warranted a noise mitigation analysis. The results of the mitigation analysis were that construction of noise barriers were deemed prudent and feasible at the identified receptor locations. Existing conditions along the I-4 corridor within these study limits have changed significantly since the original study was conducted, as have the FHWA Noise Analysis Guidelines. A new Noise Analysis will be undertaken during this reevaluation and updated as these study limits move into design phases.

Air Quality

An air quality screening test was conducted during the original PD&E efforts and the project was determined to have no impact on air quality. However, a new air quality screening test will be conducted taking into account the changes in adjacent development since the original study.

Contamination

Potential sites along the project corridor were originally identified as having some risk of soil or groundwater contamination. Given the heavy development that has since occurred along this corridor, many of these sites may have been remediated and some new sites may now exist. Contamination issues will be looked at again during this reevaluation/update.

Transportation Demand

The I-4 PD&E Study is within the local government jurisdictions of Polk, Osceola, Orange, Seminole, and Volusia Counties; 13 city jurisdictions; and within the transportation planning jurisdictions of FDOT Districts 1 and 5, Polk TPO, METROPLAN Orlando, and the Volusia TPO. The FDOT transportation plan provides the basis for the development of a statewide transportation system by prioritizing state projects listed in the LRTPs of regional and local jurisdictions. The Polk TPO, METROPLAN Orlando and the Volusia TPO are responsible for developing and updating the LRTP and for addressing all the transportation needs of the region. All local government comprehensive plans must be consistent with the LRTP of the Polk TPO, METROPLAN Orlando and the Volusia TPO.

Capacity

The Central Florida Regional Planning Model (CFRPM) version 5.01 was deemed to be the appropriate model to use in the development of traffic forecasts for the I-4 projects. It covers the entire study area and even though the CFRPM is not the adopted model for all of the counties

within the I-4 study corridor (i.e. MetroPlan Orlando) it covers all of the study area that the adopted model covers. It was deemed to be more complete in its coverage and was selected for use as approved by FDOT District 5. Existing (2012) traffic volumes and traffic forecasts for the No Build condition for the year 2040 for the I-4 study corridor are provided in the table below.

| FROM | TO | 2012 AADT | 2040 No Build AADT |
|-----------------|-----------------|--------------|-----------------------|
| US 27 | CR 532 | 103,000 | 178,500 |
| CR 532 | Osceola Parkway | 114,500 | 209,400 |
| Osceola Parkway | SR 528 | 184,000 | 271,900 |
| SR 528 | SR 435 | 164,100 | 187,300 |
| SR 434 | US 17-92 | 103,000 | 164,000 |
| US 17-92 | SR 472 | 93,500 | 121,700 |

Safety

Overall, the ultimate project study area has demonstrated a gradual increase in traffic crashes in urban areas over the past few years corresponding to annual increases in daily traffic volumes and area growth. Crash data will be analyzed to determine high crash roadway sections, the types of crashes that occurred, and the associated economic loss per year associated with those roadway sections on I-4 within the project study area. The proposed improvements will involve the reconstruction of I-4 to current design standards to improve driver safety.

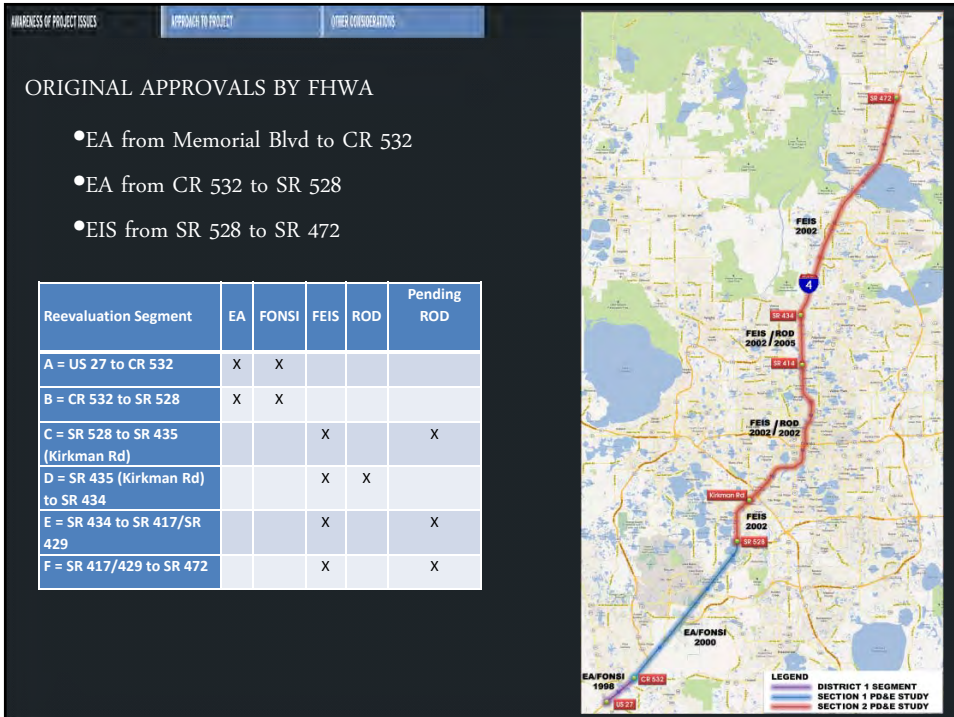



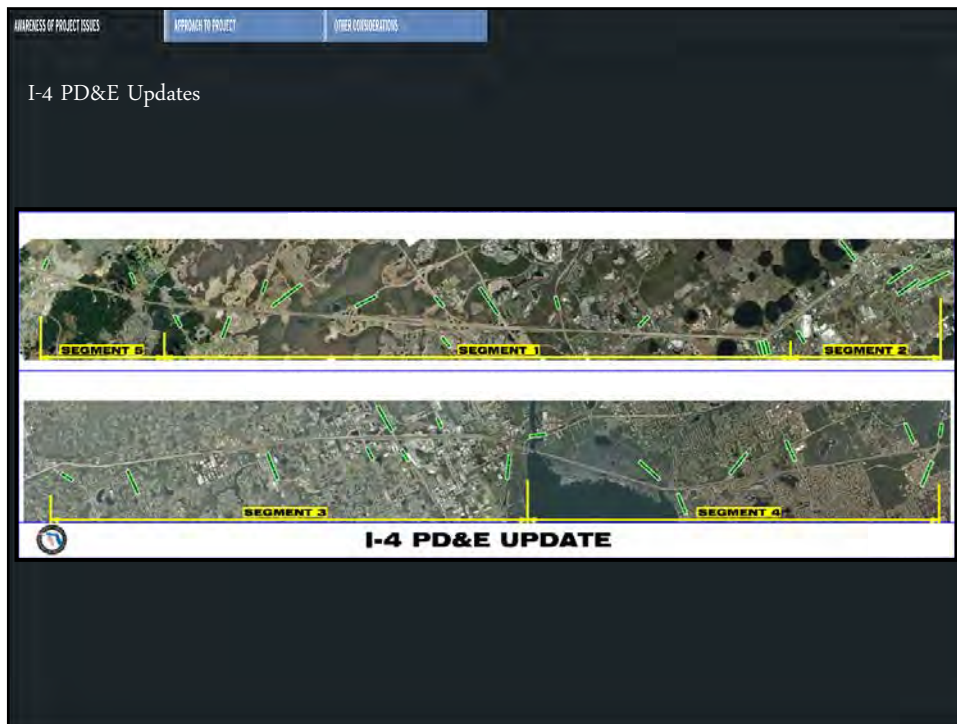
FM No.: 432100-1-22-01

Florida Department of Transportation, District 3

SR 400 (I-4) Project Development and Environment (PD&E) Study

September 25, 2013








AWARENESS OF PROJECT ISSUES APPROACH TO PROJECT OTHER CONSIDERATIONS

ENVIRONMENTAL




- Physical Environment
 - Noise
 - Contamination
 - Cultural Resources/Section 106
- Natural Environment
 - Wetlands
 - Threatened and Endangered Species
- Social Issues
- Environmental Justice
- Public Involvement
- Follow NEPA Process

AWARENESS OF PROJECT ISSUES APPROACH TO PROJECT OTHER CONSIDERATIONS

WHAT HAS CHANGED?

- Noise Guidelines changed by FHWA 2010
 - Adopted by FDOT May 2011
- USACE Mitigation Rule – Adopted in 2008
- 1987 USACE Wetland Delineation Manual Modified With Regional Supplements in 2008
- New Mitigation Banks within Corridor
- Senate Bill Changes
- Impaired Waterbody Lists (303d) Updated
- Antiquity Issues

AWARENESS OF PROJECT ISSUES
 ENVIRONMENTAL SUPPORT

APPROACH TO PROJECT

OTHER CONSIDERATIONS

AGENCY COORDINATION

- Jurisdictions
 - FHWA, FDOT, USACE, USFWS, NPS, NMFS, SJRWMD, SFWMD, FFWCC, FDACS, USCG, State/County parks, local agencies
 - Board of Trustees of the Internal Improvement Trust Fund (TIITF)
- Pre-App Meetings with Agencies
- Review Existing Permits and Documentation







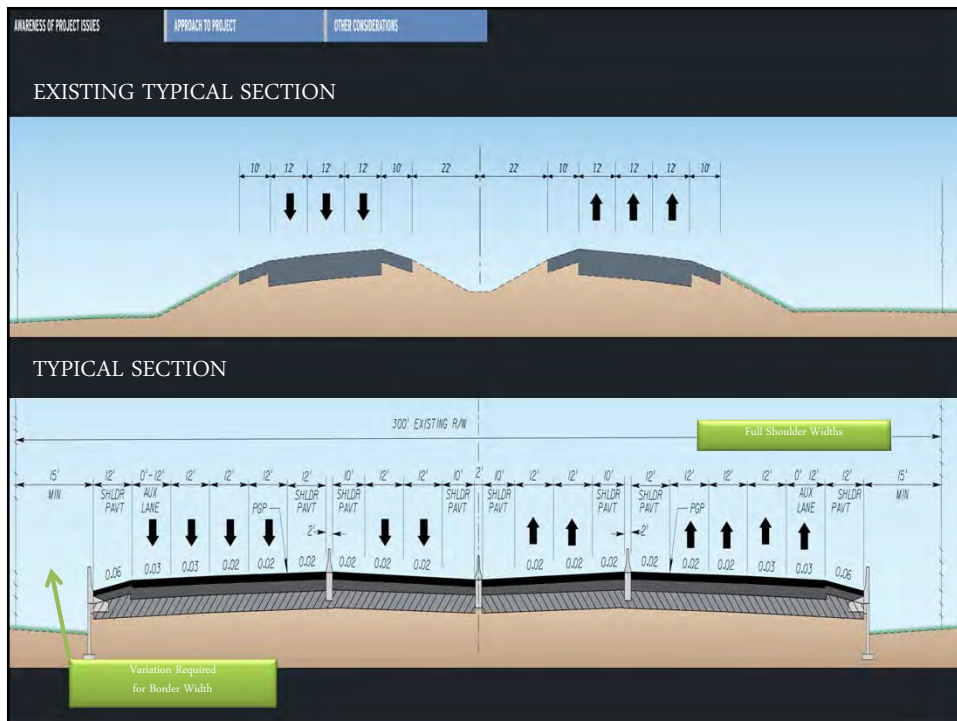
AWARENESS OF PROJECT ISSUES APPROACH TO PROJECT OTHER CONSIDERATIONS

I-4 ZIPPER EXPRESS LANES

- High level comparison of the express lanes concepts along I-4 including:
 - 6+4 PD&E concept Zipper Reversible managed lanes (6+2+1 Reversible)
- Limits of Comparison
 - East of SR 434 to SR 472 (20 miles)
- Use of the Results
 - Determine if it is warranted to pursue a zipper reversible express lane concept with the I-4 extension PD&E Update Project

Map of the I-4 corridor in the San Francisco Bay Area. A red box labeled 'End Project' is at the northern end, and a red box labeled 'Begin Project' is at the southern end. The project segment is highlighted in green, running along the I-4 corridor between SR 434 and SR 472. Other labels on the map include 'LANE VOLUME', 'CITY', 'SANTA MONICA', 'LANE MILE', 'PACIFIC COAST HIGHWAY', and 'SAN JOSE'.


Aerial view of a construction site on the I-4 corridor. The image shows a multi-lane highway with construction equipment, including cranes and trucks, working on the road. The lanes are being converted into zipper reversible lanes, with traffic flowing in both directions. The construction is taking place on a section of the highway that is currently under development.



AWARENESS OF PROJECT ISSUES APPROACH TO PROJECT OTHER CONSIDERATIONS





CROSSROAD LIMITS

- Crossroads Area of Influence
 - Based on traffic congestion
 - Access management
 - Adjacent intersections
 - Land uses
 - Incident Management Routes



AWARENESS OF PROJECT ISSUES APPROACH TO PROJECT OTHER CONSIDERATIONS

PUBLIC ENGAGEMENT AND COMMUNITY OUTREACH

| | | | |
|---|---|---|--|
| <p>Innovative Technologies</p>  <ul style="list-style-type: none"> • Interactive Web • FDOT Social Media • Webcast Capability • Moving-4-ward.com | <p>Collateral Materials Development</p>  <ul style="list-style-type: none"> • Synergistic-Coordinated Approach Consistent Messaging • Stress Benefits, Use Plain Language to Explain Technical Features | <p>Media Relations</p>  <ul style="list-style-type: none"> • Press Releases • Support Department Public Information Office | <p>Meetings/Hearings</p>  <ul style="list-style-type: none"> • One-on-One Key Influencer Meetings • Speak at HOA/Neighborhoods • Alternatives Meetings • Public Hearings |
|---|---|---|--|

AWARENESS OF PROJECT ISSUES APPROACH TO PROJECT OTHER CONSIDERATIONS

DEVELOPMENT OF PREFERRED ALTERNATIVES

- Traffic Operations
- Minimize Right of Way Impacts
- Consistent with Core Section
- Business Rule Variables for Express Lanes
 - Interchanges direct access
 - Slip ramps
- Addresses Environmental Impacts



AWARENESS OF PROJECT ISSUES

APPROACH TO PROJECT

OTHER CONSIDERATIONS

CONTACT INFORMATION

—Ms. Beata Stys-Palasz
Florida Department of Transportation
719 South Woodland Blvd.
DeLand, Florida 32720
Phone: 386-943-5418
Email: Beata.Stys-Palasz@dot.state.fl.us

—Mr. Luis Diaz
610 Crescent Executive Court, Suite 400
Lake Mary, Florida 32746
Phone: 800-889-8237
Email: ldiaz@hntb.com



MEETING SUMMARY
TPO BOARD
SEPTEMBER 25, 2013

VI. PRESENTATIONS, STATUS REPORTS AND DISCUSSION ITEMS

D. FDOT REPORT

Background Information:

Ms. Claudia Calzaretta, Florida Department of Transportation (FDOT), will be present to answer questions regarding projects on the FDOT Construction Status Report and the Push-Button Report.

The Construction Status Report and the Push-Button Report are included for your information.

ACTION REQUESTED:

NO ACTION REQUIRED UNLESS OTHERWISE DIRECTED BY THE TPO BOARD

PROJECT STATUS REPORT AS OF

SEPT, '13

Volusia and Seminole Counties

SR 415 from Seminole Co. Line to Reed Ellis Road

FIN # 407355-3-52-01, 240216-5-52-01, & 407355-1-52-01

Contract # T5415

Project Description:

Add lanes & reconstruct.

| | | | | | | |
|--------------------|-----------------------------------|-------------------------|------------|---------------------|-------|-----------------|
| CONTRACTOR: | United Infrastructure Group, Inc. | LET DATE: | 5/23/2012 | ORIGINAL | 1100 | \$32,798,973.37 |
| CCEI: | AECOM | NTP: | 7/27/2012 | CURRENT | 1142 | \$32,798,973.37 |
| CONT. TYPE: | CONSTRUCTION | TIME BEGAN: | 10/1/2012 | ELAPSED | 322 | \$11,598,025.99 |
| FED. AID #: | N/A | WORK BEGAN: | 10/1/2012 | % ORIGINAL | 29.3% | 35.4% |
| SECTION: | 79120000 | EST. COMPLETION: | 11/16/2015 | % TO DATE | 28.2% | 35.4% |
| FUND TYPE | STA | CURRENT CPPR: | 100% | LIQ. DAMAGES | | |

Seth Simpson (407)302-6943 Office AECOM

Phone:

Email:

CONTRACTOR'S PROJECT MANAGER: Steve Kullman

407-377-0550 O, 803-445-0245 C

Steve.Kullman@uig.net

CONTRACTOR'S SUPERINTENDENT: Joe Walters

407-377-0550 O; 843-415-2171 C

Joe.Walters@uig.net

SENIOR PROJECT ENGINEER: Harold Dubon, P.E.

407-302-6943 O; 407-729-7339 C

Harold.Dubon@aecom.com

OFFICE SPECIALIST: Seth Simpson

(407)302-6943 Office AECOM

seth.simpson@aecom.com

CEI SENIOR PROJECT ADMINISTRATOR: Terry Simpson

386-943-5770 O; 386-846-4753 C

terry.simpson@aecom.com

SENIOR INSPECTOR: Frank Shaw

407-302-6943 O; 407-314-7417 C

Frank.Shaw2@aecom.com

INSPECTOR: Jim Cerar

407-302-6943 O; 407-314-8931 C

James.Cerar@aecom.com

INSPECTOR: Dominic Fiandra

407-301-6943 O; 407-340-1806 C

Dominic.Fiandra@aecom.com

MAINTENANCE CONTACT: Jim Read

386-740-3406 O; 386-801-5584 C

james.read@dot.state.fl.us

24 HR CONTRACTOR MOT CONTACT: Joe Walters

407-377-0550 O; 843-415-2171 C

WEEKLY MEETING: Tuesday 10:00 at AECOM field Office.

VOLUSIA COUNTY

SR 415 from north of Reed Ellis Rd. northerly to north of Acorn Lake Rd.

FIN # 407355-4-52-01

Contract # T-5417

Project Description:

Adding lanes, reconstruction, milling and resurfacing, widening, drainage improvements, new traffic signals, new noise wall, and signing and pavement markings on State Road 415 from north of Reed Ellis Road northerly 5.034 miles to north of Acorn Lake Road.

| | | | | | TIME | COST |
|--------------------|--------------------|-------------------------|-----------|---------------------|-------------|-----------------|
| CONTRACTOR: | P & S Paving, Inc. | LET DATE: | 4/25/2012 | ORIGINAL | 870 | \$18,388,844.65 |
| CCEI: | In House | NTP: | 6/28/2012 | CURRENT | 907 | \$18,388,844.65 |
| CONT. TYPE: | CONSTRUCTION | TIME BEGAN: | 7/16/2012 | ELAPSED | 399 | \$9,282,596.23 |
| FED. AID #: | N/A | WORK BEGAN: | 7/16/2012 | % ORIGINAL | 45.9% | 50.5% |
| SECTION: | 79120000 | EST. COMPLETION: | 1/8/2014 | % TO DATE | 44.0% | 50.5% |
| FUND TYPE | STA | CURRENT CPPR: | 100% | LIQ. DAMAGES | | |

Phone:

Email:

CONTRACTOR'S PROJECT MANAGER: Brian Davidson

386-258-7911 O; 386-566-0551 C

bdavidson@pandspavinginc.com

CONTRACTOR'S SUPERINTENDENT: Mike Smith

386-402-5705

DELAND OPERATIONS ENGINEER Mark Garcia PE

386-740-3401 O; 386-801-7602 C

mark.garcia@dot.state.fl.us

PROJECT ADMINISTRATOR: Dwight Grube

386-740-3482 O; 386-846-4587

dwright.grube@dot.state.fl.us

Consultant LEAD INSPECTOR: Ray Budd (RS&H)

386-931-8354 C

INSPECTOR: Ken Laurette

386-453-3917

INSPECTOR: Jeremy Ahmann

321-281-7739

MAINTENANCE CONTACT: Jim Read

386-740-3406 O; 386-801-5584

james.read@dot.state.fl.us

24 HR CONTRACTOR MOT CONTACT: Mike Smith

386-402-5705

WEEKLY MEETING: Wednesday 3:00 Daytona Construction Office.

I-4 from SR 44 to E of I-95

| | | | | | | |
|--|----------------------------|-------------------|--------------------------------|-----------------------------|-------|------------------|
| FIN # 408464-1-52-01 | | Contract # E5R16 | | | | |
| Design Build | | | | | | |
| Project Description: | | | | | | |
| The improvements under this contract consist of reconstruction and widening the interstate from four lanes to six lanes. Additional scope of work includes resurfacing SR 44 eastbound ramps onto SR 400 and replacement of existing US 92 ramps and ramp bridge over US 92. | | | | | | |
| | | TIME | COST | | | |
| CONTRACTOR: | Condotte/de Moya Group | LET DATE: | 2/3/2012 | ORIGINAL | 900 | \$134,462,000.00 |
| CCEI: | Parsons Brinckerhoff, Inc. | NTP: | 5/9/2012 | CURRENT | 993 | \$134,462,000.00 |
| CONT. TYPE: | CONSTRUCTION | TIME BEGAN: | 5/9/2012 | ELAPSED | 467 | \$49,439,759.37 |
| FED. AID #: | 422501 | WORK BEGAN: | 5/9/2012 | % ORIGINAL | 51.9% | 36.8% |
| SECTION: | 79110000 | EST. COMPLETION: | 1/26/2015 | % TO DATE | 47.0% | 36.8% |
| FUND TYPE | FAO | CURRENT CPPR: | 98% | LIQ. DAMAGES | | |
| | | Phone: | | Email: | | |
| CONTRACTOR'S PROJECT MANAGER: | | Grant Cool | 305-322-5597 C; 386-873-0770 | grant.cool@demoya.com | | |
| CONTRACTOR'S SUPERINTENDENT: | | Grant Cool | 305-322-5597 C; 386-873-0770 | | | |
| SUPERVISOR: | | Jorge Rodriguez | 305-302-6277 C | | | |
| DELAND OPERATIONS ENGINEER | | Mark Garcia PE | 386-740-3401 O; 386-801-7602 C | mark.garcia@dot.state.fl.us | | |
| CONSTRUCTION PROJECT MANAGER: | | Tim Grimm | 386-943-5762 O; 386-946-4149 C | tim.grimm@dot.state.fl.us | | |
| CEI SENIOR PROJECT ADMINISTRATOR: | | Steve Wigle | 407-509-8541 C | wigle@pbworld.com | | |
| PROJECT ADMINISTRATOR: | | Barry Johnson | 407-947-7426 C; 386-873-0772 O | johnsonba@pbworld.com | | |
| SENIOR INSPECTOR: | | Jay Johnson | 321-229-9821 | | | |
| OFFICE SPECIALIST: | | Mike Atkins | 407-660-4720 O 407-406-1218 C | matkins@metriceng.com | | |
| DOT PROJECT MANAGER: | | Beata Stys-Palasz | 386-943-5418 O | | | |
| DOT DESIGN PROJECT MANAGER: | | Beata Stys-Palasz | 386-943-5418 O | | | |
| MAINTENANCE CONTACT: | | Jim Read | 386-740-3406 O | james.read@dot.state.fl.us | | |
| 24 HR CONTRACTOR MOT CONTACT: | | Grant Cool | 305-322-5597 C | | | |
| WEEKLY MEETING: Tuesday, 1:30 at Kepler Complex. | | | | | | |

WEEKLY MEETING: Tuesday, 1:30 at Kepler Complex.

| | | | | | |
|---|-------------------------------|-----------------------------|------------------------------------|-------------------------------|-----------------|
| FIN # 430232-1-52-01 | | | | | |
| Contract # E5R80 | | | | | |
| Project Description: Widening on both sides of A1A to develop a left turn lane at Lynnhurst Drive | | | | | |
| | | | | TIME | COST |
| CONTRACTOR: | MASCI General Contractor Inc. | LET DATE: | 4/2/2013 | ORIGINAL | 50 \$197,377.79 |
| CCEI: | In House | NTP: | 6/18/2013 | CURRENT | 51 \$197,377.79 |
| CONT. TYPE: | CONSTRUCTION | TIME BEGAN: | 7/17/2013 | ELAPSED | 33 \$62,682.20 |
| FED. AID #: | NA | WORK BEGAN: | 7/17/2013 | % ORIGINAL | 66.0% 31.8% |
| SECTION: | 79080000 | EST. COMPLETION: | 9/5/2013 | % TO DATE | 64.7% 31.8% |
| FUND TYPE | STA | CURRENT CPPR: | 98% | LIQ. DAMAGES | |
| | | | | | |
| | | | Phone: | Email: | |
| CONTRACTOR'S PROJECT MANAGER: | | Darren Phegley | 386-322-4500 | darrenphegley@masciinc.com | |
| CONTRACTOR'S SUPERINTENDENT: | | Richard Aguila Pat Richards | | | |
| DELAND OPERATIONS ENGINEER | | Mark Garcia PE | 386-740-3401 O; 386-801-7602 C | mark.garcia@dot.state.fl.us | |
| PROJECT ADMINISTRATOR: | | Glen Raney | 386-846-4862 | michael.raney@dot.state.fl.us | |
| LEAD INSPECTOR: | | Ken Laurette | 386-453-3917 | | |
| MAINTENANCE CONTACT: | | Jim Read | (386)740-3406 O; (386)801-5584 | james.read@dot.state.fl.us | |
| 24 HR CONTRACTOR MOT CONTACT: | | Richard Aguila Pat Richards | (904)759-2703 WC; (386)717-9532 PC | | |
| WEEKLY MEETING: Wed. At 10:30 am on job site | | | | | |

WEEKLY MEETING: Wed. At 10:30 am on job site

Daytona Avenue Bridge over Halifax Cannal

Fin # 431907-1-52-01

Contract # E5R63

Project Description: Daytona Avenue Brige Replacement over Halifax Canal in Holy Hill

| | | | | TIME | COST |
|--------------------|-----------------------------------|-------------------------|------------|---------------------|-------------------|
| CONTRACTOR: | Gregori Const. & Engineering Inc. | LET DATE: | 6/18/2012 | ORIGINAL | 300 \$ 818,500.00 |
| CCEI: | In House | NTP: | 1/11/2013 | CURRENT | 306 \$ 818,500.00 |
| CONT. TYPE: | Construction | TIME BEGAN: | 1/11/2013 | ELAPSED | 192 \$ 331,253.60 |
| FED. AID #: | 00B5-019-B | WORK BEGAN: | 11/7/2013 | % ORIGINAL | 64.0% 40.5% |
| SECTION: | 79000069 | EST. COMPLETION: | 11/12/2013 | % TO DATE | 62.7% 40.5% |
| FUND TYPE | EXO | CURRENT CPPR: | 100% | LIQ. DAMAGES | |

| | | Phone: | Email: |
|--------------------------------------|-----------------|----------------------------------|---------------------------------|
| CONTRACTOR'S PROJECT MANAGER: | | | |
| CONTRACTOR'S SUPERINTENDENT: | Dale Muudrak | (321)438-1879 O | dmudrak@gregori-inc.com |
| DELAND OPERATIONS ENGINEER | Mark Garcia PE | 386-740-3401 O; 386-801-7602 C | mark.garcia@dot.fl.state.us |
| PROJECT ADMINISTRATOR: | John Bailey | 407-466-4387 | john.bailey@kisingercampo.com |
| LEAD INSPECTOR: | James Reininger | (386)527-3834 C | james.reininger@dot.state.fl.us |
| DESIGN PROJECT MANAGER: | Bassel Kassem | (407)201-6153 O; (407)492-1744 C | bkassem@saieng.com |
| MAINTENANCE CONTACT: | Jim Read | 386-740-3406 O | james.read@dot.state.fl.us |
| MONTHLY CONTACT: | | | |
| 24 HR CONTRACTOR MOT CONTACT: | | | |

BI Weekly Meeting: Wednesday 9:00 on site

SR 44 West of SR 415 to a point east of Jungle road

FIN # 427267-1-52-01

Contract # T5426

Project Description: Milling and resurfacing, correct deficient cross slope, reconstruct ADA compliant curb ramps, extend left turn lane drainage

| | | | | TIME | COST |
|--------------------|--------------------|-------------------------|------------|---------------------|---------------------|
| CONTRACTOR: | P & S Paving, Inc. | LET DATE: | 9/26/2012 | ORIGINAL | 200 \$ 5,008,595.00 |
| CCEI: | In House | NTP: | 11/28/2012 | CURRENT | 247 \$ 5,008,595.00 |
| CONT. TYPE: | CONSTRUCTION | TIME BEGAN: | 11/29/2012 | ELAPSED | 227 \$ 5,027,516.77 |
| FED. AID #: | N/A | WORK BEGAN: | 1/2/2013 | % ORIGINAL | 113.5% 100.4% |
| SECTION: | 79070000 | EST. COMPLETION: | 8/28/2013 | % TO DATE | 91.9% 100.4% |
| FUND TYPE | EXN | CURRENT CPPR: | 98% | LIQ. DAMAGES | |

| | | Phone: | Email: |
|--------------------------------------|----------------|----------------------------------|--------------------------------|
| CONTRACTOR'S PROJECT MANAGER: | Brian Davidson | (386)258-7911 O; (386)566-0551 C | bdavidson@pandspavinginc.com |
| CONTRACTOR'S SUPERINTENDENT: | John Dunlap | (386)258-7911 O; (386)566-6267 C | |
| DELAND OPERATIONS ENGINEER | Mark Garcia PE | 386-740-3401 O; 386-801-7602 C | mark.garcia@dot.state.fl.us |
| PROJECT ADMINISTRATOR: | Terry Phillips | (386)943-5770 O; (386)846-4753 C | terry.phillips@dot.state.fl.us |
| LEAD INSPECTOR: | John Roberto | (386)689-7937 | john.roberto@rsandh.com |
| MAINTENANCE CONTACT: | Jim Read | 386-740-3406 O | james.read@dot.state.fl.us |
| 24 HR CONTRACTOR MOT CONTACT: | John Dunlap | (386)258-7911 O; (386)566-6267 C | |

Weekly Meeting: Every other Tuesday on site

| ISB (US 92) Mast Arm Project | | | | | | |
|--|--------------------------------|------------------|--------------------------------|-------------------------------|--------|----------------|
| FIN # 430178-2-52-01 | | | | | | |
| Contract # E5N54 | | | | | | |
| Project Description: Design-Build Contract | | | | | | |
| SR 600 (US92) from I-95 NB off ramp to Palmetto Avenue, intersection improvement. | | | | | | |
| | | | | TIME | COST | |
| CONTRACTOR: | Chinchor Electric, Inc. | LET DATE: | 1/30/2012 | ORIGINAL | 400 | \$2,491,385.73 |
| CCEI: | In House | NTP: | 5/25/2012 | CURRENT | 530 | \$2,710,369.30 |
| CONT. TYPE: | CONSTRUCTION | TIME BEGAN: | 5/25/2012 | ELAPSED | 451 | \$2,236,444.82 |
| FED. AID #: | 3441027P | WORK BEGAN: | 9/10/2012 | % ORIGINAL | 112.8% | 89.8% |
| SECTION: | 79060000 | EST. COMPLETION: | 11/5/2013 | % TO DATE | 85.1% | 82.5% |
| FUND TYPE | EXO | CURRENT CPPR: | 100% | LIQ. DAMAGES | | |
| | | Jeff Soltis | 904-509-0015 C; | jsoltis@chinchorelectric.com | | |
| | | Phone: | | Email: | | |
| CONTRACTOR'S PROJECT MANAGER: | | Brian Silva | 407-509-2209 C | | | |
| CONTRACTOR'S SUPERINTENDENT: | | Jim Zabele | 386-561-0165 C | | | |
| DELAND OPERATIONS ENGINEER | | Mark Garcia PE | 386-740-3401 O; 386-801-7602 C | mark.garcia@dot.state.fl.us | | |
| PROJECT ADMINISTRATOR: | | Tim Grimm | 386-943-5762 O 386-946-4149 C | tim.grimm@dot.state.fl.us | | |
| LEAD INSPECTOR: | | Earl Hollister | 321-229-6540 | | | |
| MAINTENANCE CONTACT: | | Jim Read | 386-740-3406 O; 386-801-5584 C | james.read@dot.state.fl.us | | |
| 24 HR CONTRACTOR MOT CONTACT: | | | | | | |
| Weekly Meeting: Tuesday 9:00 am on site. | | | | | | |
| SR 5 (US-1) EDGEWATER | | | | | | |
| Fin # 426889-1-52-01 | | | | | | |
| Contract # T5433 | | | | | | |
| Project Description: | | | | | | |
| Access management, milling and resurfacing of existing travel lanes southbound travel lanes, base work, curb and gutter, drainage improvements, traffic signal adjustments, highway signing and pavement markings. | | | | | | |
| | | | | TIME | COST | |
| CONTRACTOR: | Maschi General Contractor, Inc | LET DATE: | 10/31/2012 | ORIGINAL | 190 | \$1,107,192.50 |
| CCEI: | In House | NTP: | 1/4/2013 | CURRENT | 208 | \$1,107,192.50 |
| CONT. TYPE: | CONSTRUCTION | TIME BEGAN: | 2/3/2013 | ELAPSED | 197 | \$971,610.33 |
| FED. AID #: | 4857050P | WORK BEGAN: | 2/4/2013 | % ORIGINAL | 103.7% | 87.8% |
| SECTION: | 79010000 | EST. COMPLETION: | 8/29/2013 | % TO DATE | 94.7% | 87.8% |
| FUND TYPE | EXO | CURRENT CPPR: | 96% | LIQ. DAMAGES | | |
| | | Phone: | | Email: | | |
| CONTRACTOR'S PROJECT MANAGER: | | Chris Wright | 386-322-4500 | | | |
| CONTRACTOR'S SUPERINTENDENT: | | Tony Chaplow | 386-527-2310 | | | |
| DELAND OPERATIONS ENGINEER | | Mark Garcia PE | 386-740-3401 O; 386-801-7602 C | mark.garcia@dot.state.fl.us | | |
| PROJECT ADMINISTRATOR: | | John Bailey | 407-466-4387 | john.bailey@kisingercampo.com | | |
| INSPECTOR | | Luke Classon | 407-451-5718 | luke@jbseng.com | | |
| LEAD INSPECTOR: | | Joe Bryant | 407-575-8595 | jbryant@eismanrusso.com | | |
| MAINTENANCE CONTACT: | | Jim Read | 386-740-3406 O; 386-801-5584 C | james.read@dot.state.fl.us | | |
| 24 HR CONTRACTOR MOT CONTACT: | | Tony Chaplow | 386-527-2310 | | | |
| Bi Weekly Meeting: | | | | | | |
| 10TH Street To Industrial Park Avenue | | | | | | |
| Fin # 431910-1-52-01 | | | | | | |
| Contract # E5R68 | | | | | | |
| Project Description: Lining all storm drain pipes and rehabilitating all drainage structures in FDOT right of way on US 1 from 10TH Street to Industrial Park Avenue in New Smyrna Beach | | | | | | |
| | | | | TIME | COST | |
| CONTRACTOR: | Lanzo Const. Company FL. | LET DATE: | 12/4/2012 | ORIGINAL | 180 | \$1,693,300.75 |
| CCEI: | In house | NTP: | 2/11/2013 | CURRENT | 186 | \$1,693,300.75 |
| CONT. TYPE: | CONSTRUCTION | TIME BEGAN: | 2/27/2013 | ELAPSED | 173 | \$747,163.23 |
| FED. AID #: | NA | WORK BEGAN: | 4/2/2013 | % ORIGINAL | 96.1% | 44.1% |
| SECTION: | 79010000 | EST. COMPLETION: | 8/31/2013 | % TO DATE | 93.0% | 44.1% |
| FUND TYPE | EXO | CURRENT CPPR: | 88% | LIQ. DAMAGES | | |
| | | Phone: | | Email: | | |
| CONTRACTOR'S PROJECT MANAGER: | | Curt Maning | 954-551-5608 | curtm@lanzo.org | | |
| CONTRACTOR'S SUPERINTENDENT: | | Mandell Mayes | 954-789-7478 | mandellm@lanzo.org | | |
| DELAND OPERATIONS ENGINEER | | Mark Garcia PE | 386-740-3401 O; 386-801-7602 C | mark.garcia@dot.state.fl.us | | |
| PROJECT ADMINISTRATOR: | | John Bailey | 407-466-4387 | john.bailey@kisingercampo.com | | |
| LEAD INSPECTOR: | | Josh Becker | 386-931-1129 | joshua.becker@rsandh.com | | |
| MAINTENANCE CONTACT: | | Jim Read | 386-740-3406 O; 386-801-5584 C | james.read@dot.state.fl.us | | |
| 24 HR CONTRACTOR MOT CONTACT: | | Bob Price | 954-818-4622 | bobp@lanzo.org | | |
| Meeting: | | | | | | |

SR 600 from Clyde Morris to Harney Street

Fin # **422683-1-52-01**

Contract # **E5R67**

Project Description:

| | | | | | TIME | COST |
|-------------|-------------------------|------------------|------------|--------------|-------|--------------|
| CONTRACTOR: | Traffic Control Devices | LET DATE: | 12/4/2012 | ORIGINAL | 100 | \$875,321.22 |
| CCEI: | In house | NTP: | 2/11/2013 | CURRENT | 101 | \$875,321.22 |
| CONT. TYPE: | CONSTRUCTION | TIME BEGAN: | 7/12/2013 | ELAPSED | 38 | \$286,328.02 |
| FED. AID #: | NA | WORK BEGAN: | 7/12/2013 | % ORIGINAL | 38.0% | 32.7% |
| SECTION: | 79060000 | EST. COMPLETION: | 10/11/2013 | % TO DATE | 37.6% | 32.7% |
| FUND TYPE | AD | CURRENT CPPR: | 98% | LIQ. DAMAGES | | |

| | | Phone: | Email: |
|-------------------------------|----------------|--------------------------------|-----------------------------|
| CONTRACTOR'S PROJECT MANAGER: | April Andrews | 386-738-4666(O)-386-804-3611 C | aprilandrews@tcd-usa.com |
| CONTRACTOR'S SUPERINTENDENT: | April Andrews | 386-738-4666(O)-386-804-3611 C | aprilandrews@tcd-usa.com |
| DELAND OPERATIONS ENGINEER: | Mark Garcia PE | 386-740-3401 O; 386-801-7602 C | mark.garcia@dot.state.fl.us |
| PROJECT ADMINISTRATOR: | Tim Grimm | 386-943-5762 O 386-846-4149 C | tim.grimm@dot.state.fl.us |
| LEAD INSPECTOR: | P J Langgello | 386-931-8617 C | plangello@eismanrusso.com |
| MAINTENANCE CONTACT: | Jim Read | 386-740-3406 O; 386-801-5584 C | james.read@dot.state.fl.us |
| 24 HR CONTRACTOR MOT CONTACT: | April Andrews | 386-738-4666(O)-386-804-3611 C | aprilandrews@tcd-usa.com |

Nova Canal, desilt box culverts

FIN # **427986-1-72-04**

Contract # **E5Q27**

Project Description:

Desilt Nova Canal box culverts

| Deslit Nova Caniar box culverts | | | | | TIME | COST |
|---------------------------------|------------------------|------------------|-----------|--------------|--------|--------------|
| CONTRACTOR: | Proshot Concrete, Inc. | LET DATE: | 5/1/2012 | ORIGINAL | 280 | \$822,438.00 |
| CCEI: | In House | NTP: | 6/26/2012 | CURRENT | 400 | \$894,451.69 |
| CONT. TYPE: | MAINTENANCE | TIME BEGAN: | 7/27/2012 | ELAPSED | 391 | \$447,200.64 |
| FED. AID #: | N/A | WORK BEGAN: | 7/31/2013 | % ORIGINAL | 139.6% | 54.4% |
| SECTION: | 79/Volusia | EST. COMPLETION: | 8/24/2013 | % TO DATE | 97.8% | 50.0% |
| FUND TYPE | MC | CURRENT CFPR: | 80% | LIQ. DAMAGES | | |

| | | Phone: | Email: |
|-------------------------------|----------------|----------------------------------|------------------------------|
| CONTRACTOR'S PROJECT MANAGER: | Bill Morris | (256)483-9092 | billm@proshotconcrete.com |
| CONTRACTOR'S SUPERINTENDENT: | Jeremy Simpson | (256)627-0280 | |
| DELAND OPERATIONS ENGINEER: | Mark Garcia PE | 386-740-3401 O; 386-801-7602 C | mark.garcia@dot.state.fl.us |
| PROJECT ADMINISTRATOR: | Chris Kochis | 386-740-3503 O; 386-846-3931 | chris.kochis@dot.state.fl.us |
| INSPECTOR: | Ralph Conner | (376)943-5777 O; (386)527-3831 C | |
| INSPECTOR: | NA | | |
| MAINTENANCE CONTACT: | Jim Read | (386)740-3406 O; (386)801-5584 | james.read@dot.state.fl.us |
| 24 HR CONTRACTOR MOT CONTACT: | Jeremy Simpson | (256)627-0280 | |

Bi-Weekly Meeting: Wednesday 9:00 Daytona Construction.

US-1 SR-44 & A1A

Fin # **429179-1-72-02**

Contract # **E5Q53**

Project Description: Desilting , Cleaning, Video inspection of Storm drains

| | | | | | TIME | COST |
|-------------|--------------------------|------------------|------------|--------------|-------|--------------|
| CONTRACTOR: | ESTEP CONSTRUCTION, INC. | LET DATE: | 12/4/2012 | ORIGINAL | 270 | \$279,884.55 |
| CCEI: | In House | NTP: | 2/11/2013 | CURRENT | 290 | \$279,884.55 |
| CONT. TYPE: | MAINTENANCE | TIME BEGAN: | 2/11/2013 | ELAPSED | 189 | \$120,940.25 |
| FED. AID #: | NA | WORK BEGAN: | 2/11/2013 | % ORIGINAL | 70.0% | 43.2% |
| SECTION: | Various Locations | EST. COMPLETION: | 11/27/2013 | % TO DATE | 65.2% | 43.2% |
| FUND TYPE | MC | CURRENT CFPR: | 80% | LIQ. DAMAGES | | |

| | | Phone: | Email: |
|-------------------------------|----------------|----------------------------------|------------------------------|
| CONTRACTOR'S PROJECT MANAGER: | Jeffrey Estep | (407)325-5998 C | jeff@estepconstruction.com |
| CONTRACTOR'S SUPERINTENDENT: | Bob Hersey | (407)810-4936 C | |
| DELAND OPERATIONS ENGINEER: | Mark Garcia PE | 386-740-3401 O; 386-801-7602 C | mark.garci@dot.state.fl.us |
| PROJECT ADMINISTRATOR: | Chris Kochis | 386-740-3503 O; 386-846-3931 | chris.kochis@dot.state.fl.us |
| LEAD INSPECTOR: | Ralph Conner | (376)943-5777 O; (386)527-3831 C | |
| MAINTENANCE CONTACT: | Jim Read | (386)740-3406 O; (386)801-5584 | james.read@dot.state.fl.us |
| 24 HR CONTRACTOR MOT CONTACT: | Bob Hersey | (407)810-4936 C | |

Bi Weekly Meeting: Tuesday 9:00am by phone

| FLAGLER COUNTY | | | | | | |
|-------------------------------|-----------------------------|------------------|--------------------------------|-------------------------------|--------|----------------|
| Milling and Resurfacing A1A | | | | | | |
| Fin # | 427253-1-52-01 | | | | | |
| Contract # | T5425 | | | | | |
| + | | | | | | |
| | | | | TIME | COST | |
| CONTRACTOR: | Duval Asphalt Products Inc. | LET DATE: | 9/26/2012 | ORIGINAL | 200 | \$3,226,911.48 |
| CCEI: | In House | NTP: | 11/28/2012 | CURRENT | 236 | \$3,176,911.48 |
| CONT. TYPE: | CONSTRUCTION | TIME BEGAN: | 12/29/2012 | ELAPSED | 235 | \$2,953,246.21 |
| FED. AID #: | 491104P | WORK BEGAN: | 1/3/2012 | % ORIGINAL | 117.5% | 91.5% |
| SECTION: | 73030 000 | EST. COMPLETION: | 8/18/2013 | % TO DATE | 99.6% | 93.0% |
| FUND TYPE | EXO | CURRENT CPPR: | 97% | LIQ. DAMAGES | | |
| | | | Phone: | Email: | | |
| CONTRACTOR'S PROJECT MANAGER: | | Chris Wright | (904)424-2644 | cwright@duvalasphalt.com | | |
| CONTRACTOR'S SUPERINTENDENT: | | Chris Austell | (904)219-3947 | | | |
| DELAND OPERATIONS ENGINEER | | Mark Garcia PE | 386-740-3401 O; 386-801-7602 C | mark.garcia@dot.state.fl.us | | |
| PROJECT ADMINISTRATOR: | | Glenn Raney | 386-740-3524 O; 386-846-4862 | michael.raney@dot.state.fl.us | | |
| LEAD INSPECTOR: | | Sean Narzari | 407-468-9763 | Sean.Narzari@rsandh.com | | |
| MAINTENANCE CONTACT: | | Jim Read | (386)740-3406 O; (386)801-5584 | james.read@dot.state.fl.us | | |
| 24 HR CONTRACTOR MOT CONTACT: | | Chris Austell | (904)219-3947 | | | |
| Weekly Meeting: On Site | | | | | | |

PUSHBUTTON STATUS

| COUNTY | SECTION | MP | STATE RD | LIMITS | PROJECT DESCRIPTION | EOR | PROJECT PHASE | CONTRACT | WORK ORDER SENT | COMPLETE | CONTR. |
|---------|---------|--------|----------|---------------------|--|----------|--------------------|--------------|-----------------|----------|--------|
| Flagler | 73010 | 0.325 | US 1 | Plantation Bay | Install Signals | STROZ | Under Construction | 5220 (E5R70) | 5/30/13 | 9/1/13 | TCD |
| Flagler | 73010 | 5.880 | US 1 | Seminole Woods Blvd | Install Southbound Flashing Beacon | STROZ | In Design | | | | |
| Volusia | 79070 | 25.624 | 44 | Sugar Mill Drive | Convert Flasher to Full signal | STROZ | Under Construction | 5220 (E5R70) | 8/15/13 | 11/17/13 | TCD |
| Volusia | 79100 | 24.523 | 40 | Breakaway Trail | Pavement Repair | PENTON | Under Construction | 5221 (E5R85) | 8/26/13 | 10/29/13 | P&S |
| Volusia | 79160 | 4.591 | 15A | CR 92 | Add Pedestrian features on the south leg of intersection | ASPIREON | Design Complete | | | | |

MEETING SUMMARY
TPO BOARD
SEPTEMBER 25, 2013

VII. EXECUTIVE DIRECTOR'S REPORT

- ® Reapportionment Update

VIII. VOLUSIA TPO MEMBER COMMENTS

IX. INFORMATION ITEMS

- ® Citizens Advisory Committee Attendance Record – 2013
- ® Technical Coordinating Committee Attendance Record – 2013
- ® Bicycle/Pedestrian Advisory Committee Attendance Record – 2013

X. ADJOURNMENT

Please note that the next TPO Board meeting will be October 23, 2013

CAC Attendance Record 2013

| Name | 15-Jan | 19-Feb | 19-Mar | 16-Apr | 21-May | 18-Jun | 20-Aug | 17-Sep | 15-Oct | 19-Nov | 17-Dec | Notes |
|--|---------------|---------------|---------------|---------------|---------------|---------------|---------------|---------------|---------------|---------------|---------------|--|
| Donald Smart <i>(Vice Chairman)</i> | x | x | x | x | x | x | x | x | | | | Daytona Beach (appt. 1/06) |
| Richard Gailey | x | x | abs | abs | x | x | abs | x | | | | DeBary (appt. 6/10) |
| Janet Deyette | x | x | exc | exc | x | x | x | x | | | | Deltona (appt. 11/10) |
| Bliss Jamison | x | x | x | x | x | x | x | abs | | | | Edgewater (appt. 1/11) |
| Richard Belhumeur | x | exc | x | exc | x | x | x | abs | | | | Flagler Beach (appt 7/12) |
| Gilles Blais <i>(Chairman)</i> | x | | x | x | x | x | x | x | | | | Holly Hill (appt. 11/07) (Reap. 02/13) |
| Jacob Sachs | x | x | x | x | x | x | x | exc | | | | New Smyrna Beach (appt. 03/11) |
| Bob Storke | x | x | x | x | x | x | x | x | | | | Orange City (appt. 1/08) |
| Susan Elliott | x | x | exc | x | exc | x | x | x | | | | Pierson (appt. 3/06) |
| Bobby Ball | x | exc | x | x | x | x | x | x | | | | Port Orange (appt. 12/02) |
| Nadine Collard | x | exc | x | x | x | exc | exc | exc | | | | Volusia County D-5 (appt. 9/09)(Northey) |
| Dan D'Antonio | x | x | x | x | x | exc | x | x | | | | Volusia County D-2 (appt. 4/09)(Wagner) |
| Elizabeth Alicia Lendian | | | | | x | x | x | x | | | | Volusia County At-Large (appt. 05/13) (Cusack) |
| Judy Craig | x | x | x | x | x | exc | exc | x | | | | Volusia County D-1 (reappt. 2/13) (Patterson) |
| Rickey Mack/John Cotton | | | | | | | x | x | | | | Votran (appt. 7/13) (alt. appt. 07/13) |
| Claudia Calzaretta <i>(non-voting)</i> | | | x | x | x | x | x | x | | | | FDOT (appt. 3/13) |
| Melissa Winsett/J.Cheney <i>(non-voting)</i> | x | x | x | x | x | x | x | x | | | | Volusia Co Traffic Eng. (appt 10/11) |
| Lois Bollenback <i>(non-voting)</i> | x | x | x | x | x | x | x | x | | | | Volusia TPO |
| QUORUM | Y | Y | Y | Y | Y | Y | Y | Y | | | | |
| <u>Vacancies</u> | | | | | | | | | | | | |
| Deland | | | | | | | | | | | | |
| Ormond Beach | | | | | | | | | | | | |
| Volusia County D-3 (Denys) | | | | | | | | | | | | |
| Lake Helen | | | | | | | | | | | | |
| Oak Hill | | | | | | | | | | | | |
| Beverly Beach | | | | | | | | | | | | |
| South Daytona | | | | | | | | | | | | |
| Volusia County School Board | | | | | | | | | | | | |
| Volusia County D-4 (Daniels) | | | | | | | | | | | | |
| Ponce Inlet | | | | | | | | | | | | |

TCC Attendance Record 2013

| <i>Name</i> | <i>15-Jan</i> | <i>19-Feb</i> | <i>19-Mar</i> | <i>16-Apr</i> | <i>21-May</i> | <i>18-Jun</i> | | <i>20-Aug</i> | <i>17-Sep</i> | <i>15-Oct</i> | <i>19-Nov</i> | <i>17-Dec</i> | <i>Notes</i> |
|-------------------------------------|---------------|---------------|---------------|---------------|---------------|---------------|--|---------------|---------------|---------------|---------------|---------------|---|
| Fred Ferrell/Chris Walsh | x | x | x | x | x | x | | x | x | | | | Daytona Beach (appt. 11/08) |
| Pedro Leon | x | x | abs | exc | exc | x | | x | exc | | | | Daytona Beach Airport (appt. 0 (07/11) |
| Stewart Cruz <i>(Vice Chairman)</i> | x | x | abs | x | x | x | | exc | x | | | | Daytona Beach Shores (appt. 10/04) |
| Mike Holmes | x | x | x | x | x | x | | x | x | | | | DeLand (appt. 09/98) |
| Ron Paradise | x | x | x | x | x | abs | | x | x | | | | Deltona (appt. 11/09) |
| Rebecca Hammock | x | exc | x | exc | x | x | | x | x | | | | DeBary (appt. 06/10) |
| Darren Lear | x | x | x | x | x | x | | x | x | | | | Edgewater (appt. 10/99) |
| Chad Lingenfelter | x | x | x | x | x | exc | | x | x | | | | Flagler Beach (appt. 8/11) |
| Tom Harowski | x | x | x | x | x | x | | x | x | | | | Holly Hill (appt. 01/11) |
| Gail Henrikson/Kyle Fegley | x | x | x | x | x | x | | x | x | | | | New Smyrna Beach (appt. 12/07) |
| Kent (KC) Cichon | | x | x | x | x | x | | x | x | | | | Lake Helen (appt. 2/13) |
| Ric Goss | x | abs | exc | x | x | x | | x | x | | | | Ormond Beach (appt. 11/07) |
| Jim Kerr/Alisson Stettner | x | x | x | x | x | x | | x | x | | | | Orange City (appt. 06/00) |
| Jim Smith | exc | x | x | x | x | x | | x | x | | | | Pierson (appt. 05/09) |
| Clay Ervin <i>(Chairman)</i> | x | x | x | x | x | x | | x | x | | | | Ponce Inlet (appt. 8/11) |
| Bill McCord | x | x | x | x | x | x | | x | x | | | | Port Orange (appt. 11/08) |
| John Dillard | x | x | x | x | exc | x | | x | x | | | | South Daytona (appt. 12/03) |
| Jon Cheney/Melissa Winsett | x | x | x | x | x | x | | x | x | | | | V.C. Traffic Engineering (appt. 04/99) |
| Marian Ridgeway | exc | x | x | exc | x | x | | exc | x | | | | Volusia County Schools(appt. 11/98) |
| Heather Blanck/Rickey Mack | x | x | x | x | x | x | | x | x | | | | Votran (appt. 01/07) (alt. appt. 07/13) |
| Larry LaHue | x | x | exc | x | abs | x | | x | x | | | | V.C. Emergency Management (appt. 01/04) |
| Claudia Calzaretta | | | x | x | x | x | | x | x | | | | FDOT (appt. 03/13) |
| Lois Bollenback <i>(non-voting)</i> | x | x | x | x | x | x | | x | x | | | | Volusia TPO |
| QUORUM | Y | Y | Y | Y | Y | Y | | Y | Y | | | | |

| |
|-------------------------|
| <u>Vacancies</u> |
| Oak Hill |
| Beverly Beach |
| |
| |
| |

BPAC Attendance Record 2013

| Name | 9-Jan | 13-Feb | 13-Mar | 10-Apr | 8-May | 12-Jun | | 14-Aug | 11-Sep | 9-Oct | 13-Nov | 11-Dec | Notes |
|----------------------------------|--------------|---------------|---------------|---------------|--------------|---------------|--|---------------|---------------|--------------|---------------|---------------|--|
| John Schmitz | x | x | x | exc | exc | abs | | exc | x | | | | Daytona Beach Shores (appt. 8/12) |
| Rani Merens | x | x | x | x | x | x | | x | exc | | | | DeBary (appt. 3/06) |
| Tim Bustos/Ted Wendler | x | x | x | exc | x | x | | x | x | | | | DeLand (appt. 05/11) (alternate appt. 10/11) |
| Scott Leisen | abs | x | x | x | x | x | | exc | x | | | | Deltona (appt. 12/12) |
| Michelle Grenham | x | x | x | x | x | x | | x | x | | | | Edgewater (appt. 1/08) |
| Kris Jones | | | | x | abs | x | | abs | abs | | | | New Smyrna Beach (appt. 04/13) |
| Nic Mostert (Vice Chairman) | x | x | x | x | exc | x | | x | x | | | | Holly Hill (appt. 01/12) (reapp. 02/13) |
| Bob Storke (Chairman) | x | x | x | x | x | x | | x | x | | | | Orange City (appt. 12/07) |
| Phyllis Campbell | x | x | abs | x | x | x | | x | abs | | | | Ponce Inlet (appt. 11/06) |
| Colleen Nicoulin | exc | x | x | x | x | x | | x | x | | | | Port Orange (appt. 7/11) |
| Pamela Masters | | | | | exc | x | | x | exc | | | | South Daytona (appt. 04/13) |
| Bill Pouzar | x | exc | exc | abs | abs | x | | abs | x | | | | Volusia County (appt. 12/10) D-5 (Northey) |
| Roy Walters/Jason Aufdenberg | exc | x | x | x | x | x | | x | x | | | | Volusia County At-Large (appt. 03/05) (alt appt 07/12) |
| Kevin Phelps | x | x | x | x | x | x | | x | x | | | | Volusia County (reapp 02/13) D-1 (Patterson) |
| Alice Haldeman | | | | | x | x | | x | x | | | | Volusia County (appt. 04/13) D-3 (Denys) |
| <u>NON-VOTING MEMBERS</u> | | | | | | | | | | | | | |
| Melissa Winsett | x | exc | x | abs | x | x | | x | x | | | | Volusia County Traffic Engineering |
| Bill McCord | x | x | x | x | x | x | | x | exc | | | | Large City - Port Orange (appt. 4/12) |
| Wendy Hickey | exc | x | x | x | x | x | | x | exc | | | | Small City - Orange City |
| Jessie Clark | | | | | x | x | | x | x | | | | Volusia County School District (appt. 05/13) |
| John Cotton/Rickey Mack | | | | | | | | x | exc | | | | Votran (appt. 07/13) |
| Joan Carter | x | x | x | x | x | x | | x | x | | | | FDOT |
| QUORUM | Y | Y | Y | Y | Y | Y | | Y | Y | | | | |

| |
|---------------------------|
| <u>Vacancies</u> |
| Daytona Beach |
| Beverly Beach |
| Flagler Beach |
| Lake Helen |
| Oak Hill |
| Ormond Beach |
| Pierson |
| V.C. Parks, Rec & Culture |
| Volusia County (Daniels) |
| Volusia County (Wagner) |