



MEETING AGENDA

Please be advised that there will be a meeting of the River to Sea Transportation Planning Organization (R2CTPO) **TRANSPORTATION DISADVANTAGED LOCAL COORDINATING BOARD (TDLCB)** held on:

DATE: Wednesday, September 13, 2017

TIME: 11:00 A.M.

PLACE: River to Sea TPO
Conference Room
2570 W. International Speedway Blvd., Suite 100
Daytona Beach, Florida 32114

Volusia County Council Member Billie Wheeler, Chairperson Presiding

AGENDA

- I. **CALL TO ORDER/ROLL CALL/DETERMINATION OF QUORUM/PLEDGE OF ALLEGIANCE**
- II. **PUBLIC COMMENT/PARTICIPATION** (Public comments may be limited to three (3) minutes at the discretion of the Chairperson)
- III. **ACTION ITEMS**
 - A. **APPROVAL OF THE JULY 12, 2017 TDLCB MEETING MINUTES** (Contact: Debbie Stewart) (Enclosures, pages 3-10)
 - B. **REVIEW AND APPROVAL OF THE COMMUNITY TRANSPORTATION COORDINATOR'S (CTC's) MONTHLY PARATRANSIT REPORT** (Contact: Heather Blanck) (Enclosures, pages 11-15)

IV. DISCUSSION ITEMS AND PRESENTATIONS

A. PRESENTATION AND DISCUSSION OF VOTRAN BUS STOP IMPROVEMENT PLAN PHASE I – SYSTEM OVERVIEW (Contact: Vinny Wang) (Enclosures, pages 16-25)

B. PRESENTATION AND DISCUSSION OF FY 2016-2017 ANNUAL OPERATING REPORT (AOR) DRAFT (Contact: Vinny Wang) (Enclosures, pages 26-57)

V. STAFF COMMENTS (page 58)

- TDLCB Member Training and Orientation Topics
- Flagler Country Fixed Route Bus Transit Operation Plan

VI. TDLCB MEMBER COMMENTS (page 58)

VII. TDLCB CHAIRMAN COMMENTS (page 58)

VIII. INFORMATION ITEMS (Enclosures, pages 58-67)

- “2017 DESIGNATED OFFICIAL PLANNING AGENCY OF THE YEAR” AWARDED TO THE RIVER TO SEA TRANSPORTATION PLANNING ORGANIZATION (TPO)
- TDLCB Membership List
- River to Sea TPO Board Meeting Summary for August 2017
- July and August TPO Outreach and Events Summaries

IX. ADJOURNMENT (page 58)

****NEXT MEETING OF THE TDLCB WILL BE NOVEMBER 8, 2017****

NOTE: Individuals covered by the Americans with Disabilities Act of 1990 in need of accommodations for this public meeting should contact the River to Sea TPO office, 2570 W. International Speedway Blvd., Suite 100, Daytona Beach, Florida 32114-8145; (386) 226-0422, extension 20416, at least five (5) working days prior to the meeting date.

NOTE: If any person decides to appeal a decision made by this board with respect to any matter considered at such meeting or hearing, he/she will need a record of the proceedings including all testimony and evidence upon which the appeal is to be based. To that end, such person will want to ensure that a verbatim record of the proceedings is made.

NOTE: The River to Sea TPO does not discriminate in any of its programs or services. To learn more about our commitment to nondiscrimination and diversity, visit our Title VI page at www.R2CTPO.org or contact our Title VI/Nondiscrimination Coordinator, Pamela Blankenship, at 386-226-0422, extension 20416, or pblankenship@r2ctpo.org.

**SUMMARY SHEET
TDLCB
SEPTEMBER 13, 2017**

III. ACTION ITEMS

A. APPROVAL OF THE JULY 12, 2017 MEETING MINUTES

Background Information:

Minutes are prepared for each Board meeting and the minutes must be approved by the TDLCB.

ACTION REQUESTED:

MOTION TO APPROVE THE JULY 12, 2017 TDLCB MEETING MINUTES

Transportation Disadvantaged Local Coordinating Board (TDLCB)

Meeting Minutes

July 12, 2017

Volusia County Mobility Management Center
950 Big Tree Road, South Daytona, FL 32119

TDLCB Members Present:

Carlos Colon
Clay LaRoche
Kim Houghton
Patricia Antol
Jean Cerullo
Judy Craig
Steve Jack
Mary Ellen Ottman, Vice Chairperson
Milagros Chervoni
Peter Cerullo
Cassandra Jordan
Jefferey Bumb
Billie Wheeler, Chairperson

Representing:

Florida Department of Transportation
Department of Children and Families
Vocational Rehab Services
Elderly Citizens
Citizens Advocate
Disabled Citizens
Private for Profit
Citizens Advocate, System User
Health Care Administration
Mass Transit
Work Force Development Board, Alternate
Veterans Services Group
Volusia County Council

TDLCB Members Absent:

Doug Hall (excused)
D.J. Lebo
Charly Poniatowski (excused)
Patricia James
Chip Kent

Representing:

Citizens Advocate, System User, Alternate
Early Child Care
Elder Affairs
Association of Community Action
Public Education Community

Others Present:

Debbie Stewart, Recording Secretary
Vince Wang
Pamela Blankenship
Heather Blanck
Edie Biro
Kurt Ottman
Harry McEwen
Lisa Rivera

Representing:

TPO Staff
TPO Staff
TPO Staff
Votran Staff
Votran Staff
Citizen
Citizen
Logisticare

I. Call to Order / Roll Call / Determination of Quorum/Pledge of Allegiance

TDLCB Chairperson Billie Wheeler called the meeting of the River to Sea Transportation Planning Organization (TPO) Transportation Disadvantaged Local Coordinating Board (TDLCB) to order at 11:00 a.m. The roll was called and it was determined that a quorum was present.

II. Public Comment/Participation

Ms. Lisa Rivera, Logisticare, introduced herself.

Ms. Kim Houghton, Vocational Rehabilitation, introduced herself and stated she is attending for Mr. Jeffrey Aboumrad, who was unable to be here today.

Mr. Harry McEwen, citizen, stated he just reapplied for Votran Gold service and was denied; he is transportation disadvantaged, and he lives a mile and half from the closest bus stop. He was told because there is a vehicle in the family that his wife has he is no longer qualified even though he has been riding Votran Gold since 2000. He thinks it is strange that he was allowed before and not allowed now. It has made him a slave to his wife and her schedule because he is no longer able to ride Votran Gold which made it easy for him to be independent. His independence has been taken away because he is no longer allowed to ride Votran Gold. He was told the rules have been there but had not been followed. He would like to find out why he cannot continue to ride Votran Gold, and be grandfathered in; to be independent and able to get to do the things he needs to do such as doctor visits, cardiac rehab, simple shopping, etc. He would like to have his case reviewed as he wants to continue to ride Votran Gold to be as independent as he can.

Chairperson Wheeler thanked him for speaking out; he did reach out to her this week and she has spoken to Votran staff. She asked Ms. Blanck to answer his question.

Ms. Blanck stated the services that are provided under Votran Gold are provided in a way where there are requirements to have individuals recertified on a regular basis; Votran's recertification period occurs every three years. This is to ensure that they have updated information about circumstances regarding an individual's abilities as well as the options they have available to them in cases like Mr. Ewen who are in the transportation disadvantaged category. Under the transportation disadvantaged category, Votran has the opportunity to provide transportation using the Transportation Disadvantaged Trust Fund provided by the Commission for the Transportation Disadvantaged and that requires Votran ensure that the individual receiving that benefit, or the value of the amount for the trip, is qualified. Qualification requires that the person not have options within their means to be transported; that means if there is a vehicle in the home to provide that transportation, that person would not be qualified as transportation disadvantaged in the system. She stated Votran did review his case and that he had spoken with Ms. Edie Biro, Customer Service Manager. For any individual who has a vehicle in the home, Votran needs to have an explanation of how that vehicle is being used on a scheduled basis which does not permit the person to make use of that vehicle for their trip.

Mr. McEwen replied that his wife was unable to be there today and he had to take Uber to get here as he had no other transportation. He asked if that was to be his only option, to use Uber or cabs, when others can use Votran Gold and do the things they need to do.

Ms. Blanck replied under the requirements of the Transportation Disadvantaged, if he has the option to get other forms of transportation, then that is what he will have to do. If there are scheduled requirements that mean that vehicle is not available to him for scheduled activities, to please provide the additional information that has been requested by Votran staff and they will reconsider his case.

Mr. McEwen replied the way he reads that is that anyone who is transportation disadvantaged would have other options and Votran would be able to get rid of everyone who is transportation disadvantaged because there are cabs, Uber, etc.

Ms. Blanck stated he was asked to provide information to Votran about the availability of the vehicle in his home and that is what Votran is waiting on to have his case reviewed.

Mr. McEwen replied he was told it had to be something from a supervisor from a job or a school schedule; that was the only thing that was accepted.

Ms. Blanck replied it has to be on letterhead or Votran must have an understanding that the vehicle is not available to him. If he has some other manner in which the vehicle is not available for the particular use he has in mind, Votran might consider that but they need an explanation and they need it formally in writing.

Mr. McEwen stated he has his own business and would go do testing and use Votran Gold and asked if he could put it on his own business letterhead that the vehicle is not available for that.

Chairperson Wheeler asked if Mr. McEwen could ask his other questions of Ms. Blanck after the meeting.

Ms. Blanck replied yes, she will consider other questions following the meeting.

III. Committee Reports

Chairperson Wheeler stated prior to this meeting there was a Quality Assurance Committee meeting as well a Grievance Committee meeting to discuss any variances to be changed on the Bylaws and Grievance Procedures. There were a few minor changes. The committees made motions to bring the documents to the TDLCB committee.

IV. Action Items

A. Review and Approval of the May 10, 2017 TDLCB Meeting Minutes

MOTION: *A motion was made by Mr. Bumb to approve the May 10, 2017 TDLCB meeting minutes. The motion was seconded by Ms. Chervoni and carried unanimously.*

B. Review and Approval of the Community Transportation Coordinator's (CTC's) Monthly Paratransit Reports

Ms. Blank referred to the summary report on page 19 of the agenda. She stated the top part of this report shows wheelchair boardings and added that Votran uses fixed ramp deployment as a measure of to what extent Votran assists those with specific mobility issues. In April, Votran did not provide as many of those types of trips as in May; April was reduced by 11% and May was up by 20%. In the past she has explained that rainy

weather conditions do have an effect on transportation and the month of April had three more days of rain than the prior year and the month of May had two less days of rain than the prior year. This is a good way to understand the impact of those rain conditions. Votran fixed route operated in April a little under by 5% and in May there was a little over by 5%. The combined amount of paratransit and flex in April was similar to what it was last year and in May an increase of above 20%. In the normal compliance effort, Votran provides ridership numbers to the National Transportation Database and they drew attention to the fact Votran has not been adding the personal care attendants into the ridership counts. The personal care attendant must ride with the passenger from their point of pick up to the point of drop off so they are not typically counted in the system toward the ridership count. With the instructions from the Federal Transit Administration, Votran will be making those adjustments going forward and there is some increase associated with that.

Ms. Antol asked if the negative percentage shown is the month prior or last year.

Ms. Blanck replied it is comparing last year's month of April to this year's month of April.

Ms. Antol if that was the same for the increased percentage.

Ms. Blanck replied yes.

MOTION: A motion was made by Ms. Antol to approve the Community Transportation Coordinator's (CTC's) monthly paratransit reports. The motion was seconded by Mr. Cerullo and carried unanimously.

C. Review and Approval of the River to Sea TPO's TDLCB Grievance Procedures

Chairperson Wheeler stated the Grievance Committee met prior to the TDLCB to perform the required annual review of the Grievance Procedures. Pursuant to approval by the TDLCB, these Grievance Procedures will be forwarded to the Commission for the Transportation Disadvantaged. Enclosed in the agenda for review is a copy of the recommended draft Grievance Procedures.

Ms. Ottman asked if the changes needed to be reviewed.

Mr. Wang stated the Grievance Committee met at 10:30 this morning before the TDLCB meeting. There are no changes in the Grievance Procedures and it was recommended by the Grievance Committee for approval by the TDLCB.

MOTION: A motion was made by Ms. Antol to approve the River to Sea TPO's TDLCB Grievance Procedures. The motion was seconded by Ms. Ottman and carried unanimously.

D. Review and Approval of the River to Sea TPO's TDLCB Bylaws

Chairperson Wheeler stated the annual review of the TDLCB Bylaws is a requirement of the TD Grant Program and is an intrinsic part of program management. The Quality Assurance Committee (QAC) of the TDLCB met prior to the TDLCB meeting to review the Bylaws. Pursuant to approval by the TDLCB, these bylaws will be forwarded to the Commission for the Transportation Disadvantaged. Minor changes were made and Mr. Wang will review those.

Mr. Wang stated as mentioned, the QAC met prior to the TDLCB meeting to go over the updates. He referred to page 31 of the agenda packet and stated some changes were made in Section C, to the terms of appointment. Per the instructions of the QAC, a change was made to include the sentence "Upon approval by the TPO Board, the membership can be extended for increments of two years". This sentence was added to the Terms of Appointment for clarification of how long membership can be extended. There were also minor changes made in Section B, the word "agency" was added to provide more clarification on who can be appointed and how they can be appointed as an agency member. Agency members and alternates have to be appointed by the agency and non-agency members can be appointed by anyone on the TPO Board or another organization that wants a representative at the TDLCB. Another minor change on the same page under Chairperson; "Volusia County" replaced "the designating official planning agency" because Volusia County appoints the Chairperson. Finally, on page 33, CTC was not spelled out and that has been changed to read Community Transportation Coordinator (CTC). The QAC recommended approval with these minor changes.

Chairperson Wheeler referred to Section C, Terms of Appointment, and asked if it was being changed to "extended for increments of two years".

Mr. Wang replied yes.

MOTION: *A motion was made by Mr. Cerullo to recommend approval of the River to Sea TPO's TDLCB Bylaws as amended. The motion was seconded by Ms. Cerullo and carried unanimously.*

V. Discussion Items and Presentations

A. Presentation and Discussion of Revision of Votran Gold Eligibility Application

Ms. Edie Biro, Votran, stated this application was presented at the last meeting and there were a few revisions that Votran was asked to make. She stated a privacy statement was added stating how Votran collects information, what Votran does or does not do with the information and how the information is only used as reasonably necessary to process the application to provide transportation services. This may require communication between Votran and health care providers as necessary to verify that medical information is accurate or for Mobility and Orientation Specialists to perform a functional assessment to determine the type of transportation service an applicant may be eligible for. Another section added is related to mobility devices. Since the Americans with Disabilities Act

(ADA) removed the weight and size requirements of wheelchairs, it states that if the wheelchairs fit, you have to take the person. The problem is the lifts are the same size; if Votran goes to pick up a person and the wheelchair does not fit on the lift, that person ends up without transportation. If Votran takes a person in one vehicle but another vehicle comes to pick them up with a different lift that does not fit, the person would have to wait on another vehicle for transportation. A section was added with information about the mobility aid, the size, weight and type of mobility aid an applicant has to help determine what type of vehicle is needed.

Ms. Craig stated she was trying use a third party transportation company, and did not fit on their ramp and she has just a 20" chair. She was left in the middle of her driveway and it took an hour for another vehicle to come and pick her up. It was very hot and very difficult and she does not think that should happen to anyone.

Ms. Blanck stated the application is provided in draft format and if there are no particular difficulties with what has been provided, Votran would like approval to put this into service right now.

Ms. Ottman stated she had previously suggested a small edit that does not change the content at all.

Ms. Blanck replied that Ms. Ottman and Ms. Antol served on the QAC and pointed out a grammatical error, a dangling participle; that will be corrected.

MOTION: A motion was made by Ms. Craig to recommend implementation of the revised Votran Gold Service application. The motion was seconded by Mr. Jack and carried unanimously.

Ms. Blanck thanked the board for moving this to an action item.

VI. Staff Comments

There were no staff comments.

VII. TDLCB Member Comments

Ms. Ottman referred to the Guidebook for Interacting with People who have Disabilities and asked if it was supposed to be the whole guide as she only received the first page.

Ms. Antol replied it was more than one page.

VIII. TDLCB Chairman Comments

There were no comments.

IX. Information Items

- A Guide to Interacting with People who have Disabilities
- TDLCB Membership List
- River to Sea TPO Board Meeting Summary for May and June 2017
- May TPO Outreach and Events Summary

X. Adjournment

The meeting was adjourned at 11:30 a.m.

RIVER TO SEA TRANSPORTATION PLANNING ORGANIZATION

**VOLUSIA COUNTY COUNCIL MEMBER BILLIE WHEELER, CHAIRPERSON
TRANSPORTATION DISADVANTAGED LOCAL COORDINATING BOARD**

CERTIFICATE:

The undersigned, duly qualified and acting Recording Secretary of the River to Sea TPO certifies that the foregoing is a true and correct copy of the minutes of the July 12, 2017 regular meeting of the Transportation Disadvantaged Local Coordinating Board (TDLCB), approved and duly signed this 13th day of September 2017.

**DEBBIE STEWART, RECORDING SECRETARY
RIVER TO SEA TRANSPORTATION PLANNING ORGANIZATION**

**SUMMARY SHEET
TDLCB
SEPTEMBER 13, 2017**

III. ACTION ITEMS

B. REVIEW AND APPROVAL OF THE COMMUNITY TRANSPORTATION COORDINATOR'S (CTC) MONTHLY PARATRANSIT REPORT

Background Information:

The Community Transportation Coordinator's report provides statistical information every month on the transportation services provided by Votran and the contracted transportation providers. The reports for June and July 2017 are enclosed for your review.

Staff will be available to answer questions regarding the reports.

ACTION REQUESTED:

MOTION TO APPROVE THE CTC'S MONTHLY PARATRANSIT REPORTS

MONTHLY TRANSPORTATION DISADVANTAGED REPORT						
	JUN, 2017 VOTRAN	JUN, 2016 VOTRAN	JUN, 2017 CONTRACTED	JUN, 2016 CONTRACTED	JUN, 2017 TOTAL	JUN, 2016 TOTAL
TOTAL PASS TRIPS	16,294	14,009	7,993	7,995	24,287	22,004
TRIP PURPOSE						
Medical	6,281	5,191	3,734	3,714	10,015	8,905
Nutrition	1,624	1,522	108	120	1,732	1,642
Other	2,240	1,810	1,236	1,254	3,476	3,064
Education	2,074	1,507	909	800	2,983	2,307
Shopping	1,214	1,093	667	744	1,881	1,837
Work	2,861	2,886	1,339	1,363	4,200	4,249
PASSENGER TYPE						
Disabled	15,489	13,084	7,799	7,672	23,288	20,756
Elderly	786	792	194	269	980	1,061
Child	19	133	0	54	19	187
TRIP TYPE						
Ambulatory	12,485	10,154	6,160	5,658	18,645	15,812
Wheelchair	13,809	3,855	1,833	2,337	15,642	6,192
TOTAL COMPLAINTS	7	3	4	13	11	16
Discourtesy	0	0	0	1	0	1
Safety	3	0	0	1	3	1
Early	0	0	0	2	0	2
Late	0	2	2	7	2	9
Driver	0	0	0	0	0	0
Schedule/Routes	0	0	1	0	1	0
Vehicle/Equipment	0	0	0	1	0	1
Other	4	1	1	1	5	2
TOTAL ACCIDENTS	0	0	0	0	0	0
CHARGEABLE:						
Person Only	0	0	0	0	0	0
Vehicle Only	0	0	0	0	0	0
Person & Vehicle	0	0	0	0	0	0
NON-CHARGEABLE:						
Person Only	0	0	0	0	0	0
Vehicle Only	0	0	0	0	0	0
Person & Vehicle	0	0	0	0	0	0
CANCELLATIONS	1,017	969	501	569	1,518	1,538
NO SHOWS	461	398	228	233	689	631
REVENUE MILES	132,432	120,436	60,311	66,507	192,743	186,943
REVENUE HOURS	9,088	8,020	4,125	4,683	13,213	12,703

MONTHLY TRANSPORTATION DISADVANTAGED REPORT						
	JUL, 2017 VOTRAN	JUL, 2016 VOTRAN	JUL, 2017 CONTRACTED	JUL, 2016 CONTRACTED	JUL, 2017 TOTAL	JUL, 2016 TOTAL
TOTAL PASS TRIPS	15,114	12,874	7,567	7,560	22,681	20,434
TRIP PURPOSE						
Medical	5,843	4,707	3,457	3,339	9,300	8,046
Nutrition	1,410	1,410	90	115	1,500	1,525
Other	2,146	1,661	1,252	1,272	3,398	2,933
Education	1,829	1,228	885	748	2,714	1,976
Shopping	1,244	1,151	688	786	1,932	1,937
Work	2,642	2,717	1,195	1,300	3,837	4,017
PASSENGER TYPE						
Disabled	13,816	11,676	7,364	7,281	21,180	18,957
Elderly	1,298	1,198	203	279	1,501	1,477
Child	0	0	0	0	0	0
TRIP TYPE						
Ambulatory	11,528	9,150	5,809	5,357	17,337	14,507
Wheelchair	3,586	3,724	1,758	2,203	5,344	5,927
TOTAL COMPLAINTS	6	3	5	15	11	18
Discourtesy	0	0	0	0	0	0
Safety	2	0	0	0	2	0
Early	1	1	0	0	1	1
Late	2	1	0	5	2	6
Driver	0	0	0	4	0	4
Schedule/Routes	0	0	0	0	0	0
Vehicle/Equipment	0	0	0	2	0	2
Other	1	1	5	4	6	5
TOTAL ACCIDENTS	1	0	0	0	1	0
CHARGEABLE:						
Person Only	1	0	0	0	1	0
Vehicle Only	0	0	0	0	0	0
Person & Vehicle	0	0	0	0	0	0
NON-CHARGEABLE:						
Person Only	0	0	0	0	0	0
Vehicle Only	0	0	0	0	0	0
Person & Vehicle	0	0	0	0	0	0
CANCELLATIONS	848	871	418	512	1,266	1,383
NO SHOWS	526	339	259	199	785	538
REVENUE MILES	123,926	112,962	56,696	60,516	180,622	173,478
REVENUE HOURS	8,529	7,536	3,988	4,267	12,517	11,803

**TDLCB meeting handouts
September 13, 2017**

Votran Summary of Transportation Disadvantaged Boardings							
WHEELCHAIR BOARDINGS	Jun 2017	Jun 2016	Difference		Jul 2017	Jul 2016	Difference
Fixed route ramp deployed	7,557	8,228	-8.2%		8,509	7,145	19.1%
Paratransit	18,645	15,812	17.9%		17,337	14,507	19.5%
Flex	1,651	1,588	4.0%		1,523	1,413	7.8%
TOTAL	27,853	25,628	8.7%		27,369	23,065	18.7%
TOTAL BOARDINGS							
Fixed Route	268,219	266,040	0.8%		272,632	263,555	3.4%
Paratransit	24,287	22,004	10.4%		22,681	20,434	11.0%
New Smyrna Flex	1,738	1,739	-0.1%		1,628	1,541	5.6%
Paratransit and Flex	26,025	23,743	9.6%		24,309	21,975	10.6%
					Jul 2017	Jul 2016	
YTD Paratransit Actual boardings					243,851	232,177	5.0%
June and July 2017 were especially stormy with approximatley 10 more storm days than 2016							

VOTRAN FLEX SERVICE REPORT – TDLCB meeting September 13, 2017

Jun-17	FLEX 42	FLEX 43	TOTAL
TOTAL PASS TRIPS	770	968	1,738
TRIP TYPE			
Ambulatory	730	921	1,651
Wheelchair	40	47	87
MILES	2638	2370	5,008
HOURS	270	275	545
Jul-17	FLEX 42	FLEX 43	TOTAL
TOTAL PASS TRIPS	682	946	1,628
TRIP TYPE			
Ambulatory	621	902	1,523
Wheelchair	61	44	105
MILES	2397	0	2,397
HOURS	262	253	515

**SUMMARY SHEET
TDLCB
SEPTEMBER 13, 2017**

IV. DISCUSSION ITEMS AND PRESENTATIONS

**A. PRESENTATION AND DISCUSSION OF VOTRAN BUS STOP IMPROVEMENT PLAN
PHASE I – SYSTEM OVERVIEW**

Background Information:

The purpose of the Votran Bus Stop Improvement Plan is to better serve the general public with safe and accessible bus stops. The effort is intended to identify a uniform process to document bus stop conditions throughout Volusia County and within each of the individual cities served by Votran.

Building on Votran's existing bus stop inventory data, Phase I activities will use a systematic method for collecting and updating existing conditions data. A standardized industry database will be utilized for this data collection effort. After a stakeholder meeting, a system overview that summarized the conditions of the entire bus stop system was completed. This presentation will provide an overview of methodology and result for the current progress of the study.

ACTION REQUESTED:

NO ACTION REQUIRED UNLESS DIRECTED BY THE TDLCB

VOLUSIA COUNTY BUS STOP IMPROVEMENT PROJECT (PHASE 1)

TDLCB
September, 2017





Scope Overview

- ▶ Building on Votran's existing bus stop inventory data, Phase I activities will use a systematic method for collecting and updating existing conditions data.
- ▶ Phase I will also develop the Unincorporated County's Profile which will include a coordinated plan for improvements

Overview of Existing Conditions

- ▶ Methodology
 - Good
 - Fair
 - Poor



Good

(compliant with current design standards)

- ☒ ADA Access to the Boarding & Alighting Area = “Accessible”
- ☒ Boarding & Alighting Area Surface = “Mostly Brick” or “Mostly Concrete”
- ☒ Boarding & Alighting Area Terrain = “Flat”
- ☒ Is the Boarding & Alighting Area at least 5’x8’? = “Yes”
- ☒ Are there any Obstruction at the Boarding & Alighting Area? = “No”
- ☒ Is the Bus Stop Sign Visible? = “Visible”
- ☒ If appropriate, is there a sidewalk connecting to the Boarding & Alighting Area:
 - If within the Urban Service Area (urban service area) and has a curb (urban roadway) and has a sidewalk 5 feet or greater in width.
 - If outside the Urban Service Area (rural service area) and has a curb (urban roadway) and has a sidewalk.
 - If outside the Urban Service Area (rural service area) and does not have a curb (rural roadway) the presence of a sidewalk is irrelevant.

Fair

(meet a minimum of 4 of any of the following 7 categories)

- ▶ ADA Access to the Boarding & Alighting Area = “Accessible” or “Functional”
- ▶ Boarding & Alighting Area Surface = “Mostly Brick” or “Mostly Concrete”
- ▶ Boarding & Alighting Area Terrain = “Flat” or “Minor Slope”
- ▶ Is the Boarding & Alighting Area at least 5’x8’? = “Yes”
- ▶ Are there any Obstruction at the Boarding & Alighting Area? = “No”
- ▶ Is the Bus Stop Sign Visible? = “Visible”
- ▶ If appropriate, is there a sidewalk connecting to the Boarding & Alighting Area:
 - If within the Urban Service Area (urban service area) and has a curb (urban roadway) and has a sidewalk 5 feet or greater in width.
 - If outside the Urban Service Area (rural service area) and has a curb (urban roadway) and has a sidewalk.
 - If outside the Urban Service Area (rural service area) and does not have a curb (rural roadway) the presence of a sidewalk is irrelevant.

Poor

(one or more barriers to accessibility limiting access to or from it)

- ▶ ADA Access to the Boarding & Alighting Area = “Accessible”
- ▶ Boarding & Alighting Area Surface = “Mostly Brick” or “Mostly Concrete”
- ▶ Boarding & Alighting Area Terrain = “Flat”
- ▶ Is the Boarding & Alighting Area at least 5’x8’? = “Yes”
- ▶ Are there any Obstruction at the Boarding & Alighting Area? = “No”
- ▶ Is the Bus Stop Sign Visible? = “Visible”
- ▶ If appropriate, is there a sidewalk connecting to the Boarding & Alighting Area:
 - If within the Urban Service Area (urban service area) and has a curb (urban roadway) and has a sidewalk 5 feet or greater in width.
 - If outside the Urban Service Area (rural service area) and has a curb (urban roadway) and has a sidewalk.
 - If outside the Urban Service Area (rural service area) and does not have a curb (rural roadway) the presence of a sidewalk is irrelevant.

Summary Table

MUNICIPALITY	Located on Local Roads				Located on County or State Roads				Total	Stops with Amenities ⁵
	Good ¹	Fair ²	Poor ³	Insufficient Data ⁴	Good ¹	Fair ²	Poor ³	Insufficient Data ⁴		
DAYTONA BEACH	6	69	90	37	57	157	182	139	737	42
DAYTONA BEACH SHORES	-	-	-	-	54	9	5	20	88	5
DEBARY	-	-	1	-	-	-	19	11	31	4
DELAND	5	6	6	6	11	19	18	10	81	5
DELTONA	-	2	32	15	9	16	91	27	192	98
EDGEWATER	1	1	16	1	7	11	22	3	62	1
HOLLY HILL	-	1	8	3	9	18	30	10	79	9
NEW SMYRNA BEACH	1	-	3	1	7	12	10	1	35	3
OAK HILL	-	-	3	1	-	-	6	2	12	-
ORANGE CITY	2	5	2	3	17	14	12	16	71	7
ORMOND BEACH	2	3	17	11	22	22	72	31	180	16
PORT ORANGE	4	7	19	8	32	32	47	28	177	6
SOUTH DAYTONA	-	1	3	-	7	11	15	8	45	2
TOWN OF PIERSON	-	-	4	23	-	1	25	73	126	-
VOLUSIA COUNTY - DELEON SPRINGS	-	-	-	-	4	2	-	-	6	-
VOLUSIA COUNTY - ORMOND BY THE SEA	1	1	1	-	13	3	6	1	26	1
VOLUSIA COUNTY - PONCE INLET	3	-	2	3	3	-	5	1	17	-
VOLUSIA COUNTY - SEVILLE	-	-	2	-	-	-	12	-	14	-
VOLUSIA COUNTY - UNINCORPORATED	1	2	3	5	27	27	24	19	108	4
VOLUSIA COUNTY - WILBUR BY THE SEA	-	-	-	-	3	3	4	1	11	2
Total	26	98	212	117	282	357	605	401	2,098	205
Percent	1%	5%	10%	6%	13%	17%	29%	19%	100%	

Next Steps

Improvement Plan for Unincorporated Volusia County will be developed

- ▶ A phasing program for implementing improvements based on the anticipated funding will be developed.

Q&A

**SUMMARY SHEET
TDLCB
SEPTEMBER 13, 2017**

IV. DISCUSSION ITEMS AND PRESENTATIONS

**B. PRESENTATION AND DISCUSSION OF FY 2016-2017 ANNUAL OPERATING REPORT
(AOR) DRAFT**

Background Information:

The Annual Operating Report (AOR) is an annual report that includes operating and financial data. The report is jointly prepared by the River to Sea TPO and Votran, and provides information for fiscal year July 1, 2016 through June 30, 2017. Copies of the draft AOR for FY 16/17 (with comments for changes) and the approved AOR for FY 15/16 are enclosed for your convenience. Staff will discuss the changes from last year and will be available to answer questions regarding this report.

ACTION REQUESTED:

NO ACTION REQUIRED UNLESS DIRECTED BY THE TDLCB

FLCTD

Annual Operations Report

Section I: Face Sheet

County: Volusia	Fiscal Year: July 1, 2015 - June 30, 2016
Status: Ready	
Report Date:	09/10/2016
Period Covered:	July 1, 2015 - June 30, 2016
Coordinator's Name:	County of Volusia d/b/a VOTRAN
Address:	950 Big Tree Road
City:	South Daytona
Zip Code:	32119
Service Area:	Volusia
Contact Person:	Vinny X. Wang
Title:	Transit Planner
Phone:	(386) 756 - 7496
Fax:	(386) 756 - 7487
Email:	vwang@r2ctpo.org
Network Type:	Partial Brokerage
Organization Type:	County

CTC Certification:

I, Steve Sherrer, as the authorized Community Transportation Coordinator (CTC) Representative, hereby certify, under the penalties of perjury as stated in Chapter 837.06, F.S., that the information contained in this report is true, accurate, and in accordance with the accompanying instructions.


CTC Representative (signature)



LCB Statement:

I, Joshua Wagner, as the local Coordinating Board Chairperson, hereby, certify in accordance with Rule 41-2.007(7) F.S. that the local Coordinating Board has reviewed this report and the Planning Agency has received a copy.

LCB Signature



FLCTD

Annual Operations Report

Section II: General Info

County: **Volusia**

Fiscal Year: **July 1, 2015 - June 30, 2016**

Status: **Ready**

Section II: Coordinated System General Information

1. Provider Listing (include the CTC, if the CTC provides transportation services)

Number of Private Non-Profits: 6

Number of Private For-Profits: 5

Public Entities:

School Board: 0

Municipality: 0

County: 1

Transit Authority: 0

Other: 1

Total: 13

2. How many of the providers listed in 1 are coordination contractors?

6

FLCTD

Annual Operations Report

Section III: Passenger Trip Info

County: Volusia		Fiscal Year: July 1, 2015 - June 30, 2016	
Status: Ready			
Section III: Passenger Trip Information			
1a. One-Way Passenger Trips			
Type of Service	Service Area		
Fixed Route/Fixed Schedule	Within	Outside	Total
Daily Trip Tickets	103292	0	103292
Weekly Passes	7587	0	7587
Monthly Passes	161614	0	161614
Deviated Fixed Route Service	0	0	0
Paratransit			
Ambulatory	243249	0	243249
Non-Ambulatory	77293	0	77293
Stretcher	0	0	0
Other Services			
School Board Trips	5368	0	5368
Total Trips	598403	0	598403
1b. How many of the total trips were provided by contracted transportation providers (do not include the CTC, if the CTC provides transportation services)?			88441
1c. How many of the total trips were provided by coordination contractors?			62913
2. One-Way Trips by Funding Source			
Agency for Health Care Administration	0		
Agency for Persons with Disabilities	3315		
Agency for Workforce Innovation	0		
Commission for the Transportation Disadvantaged	34254		
Department of Children and Families	0		
Department of Community Affairs	0		
Department of Education	61094		
Department of Elder Affairs	15450		
Department of Health	1762		

Department of Juvenile Justice	0
Florida Department of Transportation	1816
Local Government	236448
Local Non-Government	238896
Other Federal Programs	5368
Total:	598403
3. One-Way Trips by Passenger Type	
Was this information obtained by sampling?	no
Elderly	
Low Income:	0
Disabled:	120974
Low Income and Disabled:	0
Other:	132233
Children	
Low Income:	0
Disabled:	3771
Low Income and Disabled:	0
Other:	110598
Other	
Low Income:	0
Disabled:	216169
Low Income and Disabled:	0
Other:	14658
Total:	598403
4. One-Way Passenger Trips - by Purpose	
Was this information obtained by sampling?	no
Medical Purpose	205065
Employment Purpose	63889
Education/Training/Daycare Purpose	106532
Nutritional Purpose	16805
Life-Sustaining/Other Purpose	206112
Total:	598403
5. Unduplicated Passenger Head Count	
5a. Paratransit/Deviated Fixed Route/ School Brd	5670

5b. Fixed Route	17407
Total:	23077
6. Number of Unmet Trip Requests	0
Unmet Trip Requests by Type of Trip	
Unmet Medical	0
Unmet Employment	0
Unmet Education/Training/Daycare	0
Unmet Nutritional	0
Unmet Life-Sustaining/Other	0
Reason Trip was Denied (Optional)	
Lack of Funding:	0
Lack of Vehicle Availability:	0
Lack of Driver Availability:	0
Other:	0
7.) Number of Passenger No-shows	7491
Passenger No-Shows by Funding Source (optional)	
CTD:	2592
AHCA:	0
AWI:	0
DCF:	0
APD:	0
DOE:	0
DOEA:	119
Other:	4780
8. Complaints	
Complaints by Service	285
Complaints by Policy	0
Complaints by Vehicle	6
Complaints by Other	0
Complaint Total:	291
9. Commendations	
Commendations by CTC	350

Commendations by Transportation Providers	43
Commendations by Coordination Contractors	0
Total Commendations:	393

FLCTD

Annual Operations Report

Section IV: Vehicle Info

County: Volusia		Fiscal Year: July 1, 2015 - June 30, 2016	
Status: Ready			
Section IV: Vehicle Information			
1. Mileage Information			
	Vehicle Miles		Revenue Miles
CTC:	1634793		1458779
Transportation Providers:	901872		791116
Coordination Contractors:	322615		282996
School Bus Utilization Agreement:	0		0
Total:	2859280		2532891
2. Roadcalls			
	212		
3. Accidents			
	Chargeable		Non-Chargeable
Total Accidents Person Only:	0		2
Total Accidents Vehicle Only:	3		4
Total Accidents Person & Vehicle:	3		6
Total Accidents:	6		12
Grand Total:	18		
4. Total Number of Vehicles			
	124		
		Count	Percentage
a. Total vehicles that are wheelchair accessible:		102	82.00%
b. Total vehicles that are stretcher equipped:		0	0.00%

FLCTD

Annual Operations Report

Section V: Employee Info

County: Volusia		Fiscal Year: July 1, 2015 - June 30, 2016	
Status: Ready			
Section V: Employee Information			
1. CTC and Transportation Provider Employee Information			
			Hours
Full-Time Drivers	82		174440
Part-Time Drivers	5		6240
Volunteer Drivers	0		0
		Total Hours:	180680
Maintenance Employees	30		
Dispatchers	7		
Schedulers	5		
Call Intake/Reserv./Cust. Serv.	7		
Other Operations Employees	0		
			Hours
Other Volunteers	0		0
Administrative Support	5		
Management Employees	10		
Total	151		
2. Coordination Contractors Employee Information			
			Hours
Full-Time Drivers	8		8968
Part-Time Drivers	33		15731
Volunteer Drivers	0		0
		Total Hours:	24699
Maintenance Employees	1		
Dispatchers	1		
Schedulers	1		
Call Intake/Reserv./Cust. Serv.	0		
Other Operations Employees	0		

			Hours
Other Volunteers	0		0
Administrative Support	1		
Management Employees	1		
Total	46		
		TOTAL HOURS:	205379

FLCTD

Annual Operations Report

Section VI: Revenue Sources

County: Volusia		Fiscal Year: July 1, 2015 - June 30, 2016	
Status: Ready			
Section VI: Financial Data			
1. Detailed Revenue and Trips Provided by Funding Source			
Revenue Source	CTC and Transportation Providers	Coordination Contractors	TOTAL REVENUES
Agency for Health Care Administration			
Medicaid Non-Emergency	\$0.00	\$0.00	\$0.00
Medicaid Non-Emergency (under fixed fee service with AHCA)	\$0.00	\$0.00	\$0.00
Agency for Persons with Disabilities			
Comm Care for Dis Adults/Aging & Adult Services	\$0.00	\$0.00	\$0.00
Developmental Services	\$0.00	\$0.00	\$0.00
Other (specify)Med waver contract	\$67,039.00	\$0.00	\$67,039.00
Agency for Workforce Innovation			
WAGES/Workforce Board	\$0.00	\$0.00	\$0.00
Other (specify)	\$0.00	\$0.00	\$0.00
Commission for the Transportation Disadvantaged			
Non-Sponsored Trip Program	\$1,082,355.00	\$0.00	\$1,082,355.00
Non-Sponsored Cap. Equip.	\$0.00	\$0.00	\$0.00
Rural Capital Equip.	\$0.00	\$0.00	\$0.00
TD Other (specify)	\$0.00	\$0.00	\$0.00
Department of Children and Families			
Alcohol, Drug Abuse & Mental Health Program	\$0.00	\$0.00	\$0.00
Family Safety & Preservation	\$0.00	\$0.00	\$0.00
Other (specify)	\$0.00	\$0.00	\$0.00
Department of Community Affairs			
Community Services	\$0.00	\$0.00	\$0.00
Other (specify)	\$0.00	\$0.00	\$0.00
Department of Education			
Carl Perkins Vocational Ed. Act	\$0.00	\$0.00	\$0.00
Division of Blind Services	\$15,813.00	\$0.00	\$15,813.00

Vocational Rehabilitation	\$4,557.00	\$0.00	\$4,557.00
Day Care Programs	\$0.00	\$0.00	\$0.00
Other (specify)	\$0.00	\$0.00	\$0.00
Department of Elder Affairs			
Older Americans Act	\$52,703.00	\$0.00	\$52,703.00
Community Care for the Elderly	\$21,087.00	\$0.00	\$21,087.00
Other (specify)	\$0.00	\$0.00	\$0.00
Department of Health			
Children's Medical Services	\$0.00	\$0.00	\$0.00
Office of Disability Deter.	\$5,286.00	\$0.00	\$5,286.00
County Public Health Unit	\$0.00	\$0.00	\$0.00
Other (specify)	\$0.00	\$0.00	\$0.00
Department of Juvenile Justice			
(specify)	\$0.00	\$0.00	\$0.00
Department of Transportation			
49 USC 5307 (Section 9)	\$1,052,434.00	\$0.00	\$1,052,434.00
49 USC 5310 (Section 16)	\$0.00	\$0.00	\$0.00
49 USC 5311 (Section 18)	\$332,082.00	\$0.00	\$332,082.00
49 USC 5311(f) (Section 18i)	\$0.00	\$0.00	\$0.00
Block Grant	\$0.00	\$0.00	\$0.00
Service Development	\$0.00	\$0.00	\$0.00
Commuter Assistance Program	\$0.00	\$0.00	\$0.00
Other DOT (Specify)	\$0.00	\$0.00	\$0.00
Local Government			
School Board Service	\$0.00	\$0.00	\$0.00
Complementary ADA Service	\$2,822,222.00	\$0.00	\$2,822,222.00
County Cash	\$0.00	\$0.00	\$0.00
County In-Kind	\$0.00	\$0.00	\$0.00
City Cash	\$0.00	\$0.00	\$0.00
City In-Kind	\$0.00	\$0.00	\$0.00
Other Cash (specify)	\$0.00	\$0.00	\$0.00
Other In-Kind (specify)	\$0.00	\$0.00	\$0.00
Local Non-Government			
Farebox	\$383,200.00	\$0.00	\$383,200.00
Donations, Contributions	\$0.00	\$0.00	\$0.00
In-Kind Services	\$0.00	\$0.00	\$0.00
Other Non-Government	\$20,983.00	\$261,960.00	\$282,943.00
Other Federal or State Programs			

(specify)Headstart	\$36,236.00	\$0.00	\$36,236.00
(specify)	\$0.00	\$0.00	\$0.00
(specify)	\$0.00	\$0.00	\$0.00
GRAND TOTAL:	\$5,895,997.00	\$261,960.00	\$6,157,957.00

FLCTD

Annual Operations Report

Section VII: Expense Sources

County: Volusia		Fiscal Year: July 1, 2015 - June 30, 2016	
Status: Submitted to FLCTD			
Section VII: Financial Data			
2. Expense Sources			
Expense Item	Community Transportation Coordinator	Coordination Contractor	TOTAL EXPENSES
Labor (501):	\$2,370,927.00	\$0.00	\$2,370,927.00
Fringe Benefits (502):	\$998,932.00	\$0.00	\$998,932.00
Services (503):	\$229,552.00	\$0.00	\$229,552.00
Materials and Supplies Cons. (504):	\$622,466.00	\$0.00	\$622,466.00
Utilities (505):	\$16,841.00	\$0.00	\$16,841.00
Casualty and Liability (506):	\$43,062.00	\$0.00	\$43,062.00
Taxes (507):	\$6,361.00	\$0.00	\$6,361.00
Purchased Transportation Services (508)			
Bus Pass Expenses:	\$7,163.00	\$0.00	\$7,163.00
School Bus Expenses:	\$0.00	\$0.00	\$0.00
Other:	\$0.00	\$1,499,187.00	\$1,499,187.00
Miscellaneous (509):	\$0.00	\$0.00	\$0.00
Interest (511):	\$0.00	\$0.00	\$0.00
Leases and Rentals (512):	\$0.00	\$0.00	\$0.00
Annual Depreciation (513):	\$0.00	\$0.00	\$0.00
Contributed Services (530):	\$0.00	\$0.00	\$0.00
Allocated Indirect Expenses:	\$363,466.00	\$0.00	\$363,466.00
GRAND TOTAL:	\$4,658,770.00	\$1,499,187.00	\$6,157,957.00

FLCTD

Annual Operations Report

Section I: Face Sheet

County: Volusia	Fiscal Year: July 1, 2016 - June 30, 2017
Status: Submitted to FLCTD	
Report Date:	09/05/2017
Period Covered:	July 1, 2016 - June 30, 2017
Coordinator's Name:	County of Volusia d/b/a VOTRAN
Address:	950 Big Tree Road
City:	South Daytona
Zip Code:	32119
Service Area:	Volusia
Contact Person:	Vinny X.Wang
Title:	Transit Planner
Phone:	(386) 756 - 7496
Fax:	(386) 756 - 7487
Email:	vwang@r2ctpo.org
Network Type:	Partial Brokerage
Organization Type:	County
CTC Certification: I, Steve Sherrer, as the authorized Community Transportation Coordinator (CTC) Representative, hereby certify, under the penalties of perjury as stated in Chapter 837.06, F.S., that the information contained in this report is true, accurate, and in accordance with the accompanying instructions.	
CTC Representative (signature) _____	
LCB Statement: I, , as the local Coordinating Board Chairperson, hereby, certify in accordance with Rule 41-2.007(7) F.S. that the local Coordinating Board has reviewed this report and the Planning Agency has received a copy.	
LCB Signature _____	

FLCTD

Annual Operations Report

Section II: General Info

County: **Volusia**

Fiscal Year: **July 1, 2016 - June 30, 2017**

Status: **Submitted to FLCTD**

Section II: Coordinated System General Information

1. Provider Listing (include the CTC, if the CTC provides transportation services)

Number of Private Non-Profits: 6

Number of Private For-Profits: 5

Public Entities:

School Board: 0

Municipality: 0

County: 1

Transit Authority: 0

Other: 1

Total: 13

2. How many of the providers listed in 1 are coordination contractors?

6

FLCTD

Annual Operations Report

Section III: Passenger Trip Info

County: Volusia		Fiscal Year: July 1, 2016 - June 30, 2017		
Status: Submitted to FLCTD				
Section III: Passenger Trip Information				
1a. One-Way Passenger Trips				
Type of Service	Service Area			
Fixed Route/Fixed Schedule	Within	Outside	Total	
Daily Trip Tickets	77735	0	77735	
<p>This represents a -24.74% change in the value Daily Trip Tickets Within from last year.</p> <p>Possible resolution: correct the value Daily Trip Tickets Within or add a comment to explain why this change is reasonable.</p>		Comments		
		CTC:	Decreased Demand	08/28/2017 10:15 AM
Weekly Passes	9617	0	9617	
<p>This represents a 26.76% change in the value Weekly Passes Within from last year.</p> <p>Possible resolution: correct the value Weekly Passes Within or add a comment to explain why this change is reasonable.</p>		Comments		
		CTC:	Increased Demand	08/28/2017 10:15 AM
Monthly Passes	148003	0	148003	
Deviated Fixed Route Service	0	0	0	
Paratransit				
Ambulatory	250444	0	250444	
Non-Ambulatory	76727	0	76727	
Stretcher	0	0	0	
Other Services				
School Board Trips	5390	0	5390	
Total Trips	567916	0	567916	
1b. How many of the total trips were provided by contracted transportation providers (do not include the CTC, if the CTC provides transportation services)?			95264	

1c. How many of the total trips were provided by coordination contractors?		57693	
2. One-Way Trips by Funding Source			
Agency for Health Care Administration		0	
Agency for Persons with Disabilities		708	
This represents a -78.64% change in the value Agency for Persons with Disabilities from last year. Possible resolution: correct entered trips or add a comment to explain why this change is reasonable.	Comments		
	CTC:	Decreased Demand	08/28/2017 10:15 AM
Agency for Workforce Innovation		0	
Commission for the Transportation Disadvantaged		34391	
Department of Children and Families		0	
Department of Community Affairs		0	
Department of Education		71645	
Department of Elder Affairs		18102	
Department of Health		463	
This represents a 100.00% change in the value Department of Health from last year. Possible resolution: correct entered trips or add a comment to explain why this change is reasonable.	Comments		
	CTC:	Decreased Demand	09/06/2017 11:28 AM
Validation Alert: Section III: Dept. of Health=463 and Section VI: Dept. of Health=1389		Issue Resolved - Value: 463 changed to 463	
Department of Juvenile Justice		0	
Florida Department of Transportation		1604	
Local Government		236672	
Local Non-Government		198941	
Other Federal Programs		5390	
Total:		567916	
3. One-Way Trips by Passenger Type			
Was this information obtained by sampling?		no	
Elderly			
Low Income:		0	

Disabled:		139374									
Low Income and Disabled:		0									
Other:		125922									
Children											
Low Income:		0									
Disabled:		5564									
Low Income and Disabled:		0									
Other:		83466									
Other											
Low Income:		0									
Disabled:		201466									
Low Income and Disabled:		0									
Other:		12124									
Total:		567916									
4. One-Way Passenger Trips - by Purpose											
Was this information obtained by sampling?		no									
Medical Purpose		162761									
<p>This represents a -20.86% change in the value Medical Purpose from last year.</p> <p>Possible resolution: correct entered trips or add a comment to explain why this change is reasonable.</p>		<table border="1"> <thead> <tr> <th colspan="4">Comments</th> </tr> </thead> <tbody> <tr> <td>CTC:</td> <td>Decreased Demand</td> <td>Some trips are re-allocated to "other" based on the AOR instruction.</td> <td>08/28/2017 10:18 AM</td> </tr> </tbody> </table>		Comments				CTC:	Decreased Demand	Some trips are re-allocated to "other" based on the AOR instruction.	08/28/2017 10:18 AM
Comments											
CTC:	Decreased Demand	Some trips are re-allocated to "other" based on the AOR instruction.	08/28/2017 10:18 AM								
Employment Purpose		49385									
<p>This represents a -22.70% change in the value Employment Purpose from last year.</p> <p>Possible resolution: correct entered trips or add a comment to explain why this change is reasonable.</p>		<table border="1"> <thead> <tr> <th colspan="4">Comments</th> </tr> </thead> <tbody> <tr> <td>CTC:</td> <td>Decreased Demand</td> <td>Some trips are re-allocated to "other" based on the AOR instruction.</td> <td>08/28/2017 10:18 AM</td> </tr> </tbody> </table>		Comments				CTC:	Decreased Demand	Some trips are re-allocated to "other" based on the AOR instruction.	08/28/2017 10:18 AM
Comments											
CTC:	Decreased Demand	Some trips are re-allocated to "other" based on the AOR instruction.	08/28/2017 10:18 AM								
Education/Training/Daycare Purpose		114429									
Nutritional Purpose		18057									
Life-Sustaining/Other Purpose		223284									
Total:		567916									
5. Unduplicated Passenger Head Count											
5a. Paratransit/Deviated Fixed Route/ School Brd		5767									
5b. Fixed Route		14652									
Total:		20419									

6. Number of Unmet Trip Requests		0	
Unmet Trip Requests by Type of Trip			
Unmet Medical		0	
Unmet Employment		0	
Unmet Education/Training/Daycare		0	
Unmet Nutritional		0	
Unmet Life-Sustaining/Other		0	
Reason Trip was Denied (Optional)			
Lack of Funding:		0	
Lack of Vehicle Availability:		0	
Lack of Driver Availability:		0	
Other:		0	
7.) Number of Passenger No-shows			
		8664	
Passenger No-Shows by Funding Source (optional)			
CTD:		2730	
AHCA:		0	
AWI:		0	
DCF:		0	
APD:		0	
DOE:		0	
DOEA:		201	
Other:		5733	
8. Complaints			
Complaints by Service		188	
<p>This represents a -34.04% change in the value Complaints by Service from last year.</p> <p>Possible resolution: correct entered trips or add a comment to explain why this change is reasonable.</p>	Comments		
	CTC:	Other (requires short explanation)	Continued customer service and driver training program have been implemented to improve service quality.
Complaints by Policy		11	
<p>This represents a 100.00% change in the value Complaints by Policy from last year.</p> <p>Possible resolution: correct entered trips or add a comment to explain why</p>	Comments		
	CTC:	Item not reported last year	Item was reported under "complaints by service" last year.

this change is reasonable.			
Complaints by Vehicle		3	
This represents a -50.00% change in the value Complaints by Vehicle from last year. Possible resolution: correct entered trips or add a comment to explain why this change is reasonable.	Comments		
	CTC:	Other (requires short explanation)	New CTC paratransit vehicles provided improved vehicle conditions for riders. 08/28/2017 10:21 AM
Complaints by Other		63	
This represents a 100.00% change in the value Complaints by Other from last year. Possible resolution: correct entered trips or add a comment to explain why this change is reasonable.	Comments		
	CTC:	Other (requires short explanation)	Item was reported under "complaints by service" last year. 08/28/2017 10:22 AM
Complaint Total:		265	
9. Commendations			
Commendations by CTC		297	
Commendations by Transportation Providers		65	
This represents a 51.16% change in the value Commendations by Transportation Providers from last year. Possible resolution: correct entered trips or add a comment to explain why this change is reasonable.	Comments		
	CTC:	Other (requires short explanation)	Continued customer service and driver training program have been implemented to improve service quality. 08/28/2017 10:23 AM
Commendations by Coordination Contractors		0	
Total Commendations:		362	

FLCTD

Annual Operations Report

Section IV: Vehicle Info

County: Volusia		Fiscal Year: July 1, 2016 - June 30, 2017									
Status: Submitted to FLCTD											
Section IV: Vehicle Information											
1. Mileage Information											
	Vehicle Miles		Revenue Miles								
CTC:	1792894		1534873								
Transportation Providers:	886203		784251								
Coordination Contractors:	239427		211883								
<p>This represents a -25.79% change in the value Coordination Contractors Vehicle Miles from last year.</p> <p>Possible resolution: correct the value Coordination Contractors Vehicle Miles or add a comment to explain why this change is reasonable.</p>		Comments									
		CTC:	Decreased Demand	Votran staff has scheduled more trips on Votran service due to contract vehicle, insurance and staffing issues.	08/28/2017 10:10 AM						
<p>This represents a -25.13% change in the value Coordination Contractors Revenue Miles from last year.</p> <p>Possible resolution: correct the value Coordination Contractors Revenue Miles or add a comment to explain why this change is reasonable.</p>		Comments									
		CTC:	Decreased Demand	Votran staff has scheduled more trips on Votran service due to contract vehicle, insurance and staffing issues.	08/28/2017 10:10 AM						
<table border="1" style="width: 100%; border-collapse: collapse;"> <tr> <td>School Bus Utilization Agreement:</td> <td>0</td> <td></td> <td>0</td> </tr> <tr> <td>Total:</td> <td>2918524</td> <td></td> <td>2531007</td> </tr> </table>				School Bus Utilization Agreement:	0		0	Total:	2918524		2531007
School Bus Utilization Agreement:	0		0								
Total:	2918524		2531007								
2. Roadcalls		168									
<p>This represents a -20.75% change in the value 2. Roadcalls from last year.</p> <p>Possible resolution: correct the value 2. Roadcalls or add a comment to explain why this change is reasonable.</p>		Comments									
		CTC:	Other (requires short explanation)	In 2015, CTC received new paratransit vehicles, including propane vehicles. In 2016, CTC received new paratransit vehicles. These newer vehicles in the fleet enhanced vehicle dependability.	08/28/2017 10:08 AM						
3. Accidents											
	Chargeable		Non-Chargeable								
Total Accidents Person Only:	1		4								
This represents a 100.00% change in the value Total		Comments									

Accidents Person Only Chargeable from last year. Possible resolution: correct the value Total Accidents Person Only Chargeable or add a comment to explain why this change is reasonable.		CTC: Item not reported last year		08/28/2017 10:09 AM	
Total Accidents Vehicle Only:		4			
Total Accidents Person & Vehicle:		1			
This represents a -66.67% change in the value Total Accidents Person & Vehicle Non-Chargeable from last year. Possible resolution: correct the value Total Accidents Person & Vehicle Non-Chargeable or add a comment to explain why this change is reasonable.		Comments CTC: Other (requires short explanation)			Results from driver training and better operation. 08/28/2017 10:10 AM
Total Accidents:		6			
Grand Total:		15			
4. Total Number of Vehicles		123			
		Count	Percentage		
a. Total vehicles that are wheelchair accessible:		103	83.00%		
b. Total vehicles that are stretcher equipped:		0	0.00%		

FLCTD

Annual Operations Report

Section V: Employee Info

County: Volusia		Fiscal Year: July 1, 2016 - June 30, 2017	
Status: Submitted to FLCTD			
Section V: Employee Information			
1. CTC and Transportation Provider Employee Information			
		Hours	
Full-Time Drivers	84		178450
Part-Time Drivers	6		9568
<p>This represents a 20.00% change in the value Part-Time Drivers from last year.</p> <p>Possible resolution:correct the value Part-Time Drivers or add a comment to explain why this change is reasonable.</p>		Comments	
		CTC:	Other (requires short explanation)
<p>This represents a 53.33% change in the value Part-Time Drivers Hours from last year.</p> <p>Possible resolution:correct the value Part-Time Drivers Hours or add a comment to explain why this change is reasonable.</p>		Comments	
		CTC:	Other (requires short explanation)
Volunteer Drivers	0		0
		Total Hours:	188018
Maintenance Employees	9		
<p>This represents a -70.00% change in the value Maintenance Employees from last year.</p> <p>Possible resolution:correct the value Maintenance Employees or add a comment to explain why this change is reasonable.</p>		Comments	
		CTC:	Other (requires short explanation)
Dispatchers	6		
Schedulers	5		
Call Intake/Reserv./Cust. Serv.	10		
This represents a 42.86% change in		Comments	

the value Call Intake/Reserv./Cust. Serv. from last year. Possible resolution: correct the value Call Intake/Reserv./Cust. Serv. or add a comment to explain why this change is reasonable.		CTC:	Other (requires short explanation)	The change is due to a reconciliation / reallocation of positions by department in CTC. Prior years did not fully allocate the appropriate number of personnel to individual departments.	08/28/2017 10:12 AM								
Other Operations Employees		0											
					Hours								
Other Volunteers		0	0										
Administrative Support		18											
This represents a 260.00% change in the value Administrative Support from last year. Possible resolution: correct the value Administrative Support or add a comment to explain why this change is reasonable.		<table border="1"> <tr> <th colspan="4">Comments</th> </tr> <tr> <td>CTC:</td> <td>Other (requires short explanation)</td> <td>The change is due to a reconciliation / reallocation of positions by department in CTC. Prior years did not fully allocate the appropriate number of personnel to individual departments.</td> <td>08/28/2017 10:12 AM</td> </tr> </table>				Comments				CTC:	Other (requires short explanation)	The change is due to a reconciliation / reallocation of positions by department in CTC. Prior years did not fully allocate the appropriate number of personnel to individual departments.	08/28/2017 10:12 AM
Comments													
CTC:	Other (requires short explanation)	The change is due to a reconciliation / reallocation of positions by department in CTC. Prior years did not fully allocate the appropriate number of personnel to individual departments.	08/28/2017 10:12 AM										
Management Employees		9											
Total		147											
2. Coordination Contractors Employee Information													
					Hours								
Full-Time Drivers		8	7498										
Part-Time Drivers		41	15915										
This represents a 24.24% change in the value Part-Time Drivers from last year. Possible resolution: correct the value Part-Time Drivers or add a comment to explain why this change is reasonable.		<table border="1"> <tr> <th colspan="4">Comments</th> </tr> <tr> <td>CTC:</td> <td>Other (requires short explanation)</td> <td>CCs started utilizing more part-time drivers for their services.</td> <td>08/28/2017 10:14 AM</td> </tr> </table>				Comments				CTC:	Other (requires short explanation)	CCs started utilizing more part-time drivers for their services.	08/28/2017 10:14 AM
Comments													
CTC:	Other (requires short explanation)	CCs started utilizing more part-time drivers for their services.	08/28/2017 10:14 AM										
Volunteer Drivers		0	0										
			Total Hours: 23413										
Maintenance Employees		1											
Dispatchers		1											
Schedulers		1											
Call Intake/Reserv./Cust. Serv.		0											
Other Operations Employees		0											
					Hours								

Other Volunteers	0		0
Administrative Support	1		
Management Employees	0		
<p>This represents a 100.00% change in the value Management Employees from last year.</p> <p>Possible resolution:correct the value Management Employees or add a comment to explain why this change is reasonable.</p>		Comments	
		CTC: Decreased Demand	CC staff changes 08/28/2017 10:14 AM
Total	53		
		TOTAL HOURS:	211431

FLCTD

Annual Operations Report

Section VI: Revenue Sources

County: Volusia		Fiscal Year: July 1, 2016 - June 30, 2017									
Status: Submitted to FLCTD											
Section VI: Financial Data											
1. Detailed Revenue and Trips Provided by Funding Source											
Revenue Source	CTC and Transportation Providers	Coordination Contractors	TOTAL REVENUES								
Agency for Health Care Administration											
Medicaid Non-Emergency	\$0.00	\$0.00	\$0.00								
Medicaid Non-Emergency (under fixed fee service with AHCA)	\$0.00	\$0.00	\$0.00								
Agency for Persons with Disabilities											
Comm Care for Dis Adults/Aging & Adult Services	\$0.00	\$0.00	\$0.00								
Developmental Services	\$0.00	\$0.00	\$0.00								
Other (specify): Medwaiver	\$16,600.00	\$0.00	\$16,600.00								
This represents a -75.24% change in the value Other (specify) CTC and Transportation Providers from last year. Possible resolution: correct the value Other (specify) CTC and Transportation Providers or add a comment to explain why this change is reasonable.		<table border="1" style="width: 100%; border-collapse: collapse;"> <tr> <th colspan="4" style="text-align: center;">Comments</th> </tr> <tr> <td style="width: 10%;">CTC:</td> <td style="width: 15%;">Program ended</td> <td style="width: 55%;">Medwaive contract was not renewed service ended Nov 2016.</td> <td style="width: 20%;">08/31/2017 3:49 PM</td> </tr> </table>		Comments				CTC:	Program ended	Medwaive contract was not renewed service ended Nov 2016.	08/31/2017 3:49 PM
Comments											
CTC:	Program ended	Medwaive contract was not renewed service ended Nov 2016.	08/31/2017 3:49 PM								
Agency for Workforce Innovation											
WAGES/Workforce Board	\$0.00	\$0.00	\$0.00								
Other (specify):	\$0.00	\$0.00	\$0.00								
Commission for the Transportation Disadvantaged											
Non-Sponsored Trip Program	\$1,090,220.00	\$0.00	\$1,090,220.00								
Non-Sponsored Cap. Equip.	\$0.00	\$0.00	\$0.00								
Rural Capital Equip.	\$0.00	\$0.00	\$0.00								
TD Other (specify):	\$0.00	\$0.00	\$0.00								
Department of Children and Families											
Alcohol, Drug Abuse & Mental Health Program	\$0.00	\$0.00	\$0.00								
Family Safety & Preservation	\$0.00	\$0.00	\$0.00								
Other (specify):	\$0.00	\$0.00	\$0.00								
Department of Community Affairs											
Community Services	\$0.00	\$0.00	\$0.00								
Other (specify):	\$0.00	\$0.00	\$0.00								
Department of Education											
Carl Perkins Vocational Ed. Act	\$0.00	\$0.00	\$0.00								
Division of Blind Services	\$17,431.00	\$0.00	\$17,431.00								

This represents a 100.00% change in the value Division of Blind Services CTC and Transportation Providers from last year.		Resolved: \$0.00 was changed to \$17,431.00.	
Possible resolution: correct the value Division of Blind Services CTC and Transportation Providers or add a comment to explain why this change is reasonable.			
Vocational Rehabilitation	\$18,344.00	\$0.00	\$18,344.00
This represents a 302.55% change in the value Vocational Rehabilitation CTC and Transportation Providers from last year.		Comments	
Possible resolution: correct the value Vocational Rehabilitation CTC and Transportation Providers or add a comment to explain why this change is reasonable.		CTC:	Increased Demand
		Service increased	08/31/2017 3:50 PM
Day Care Programs	\$0.00	\$0.00	\$0.00
Other (specify):	\$0.00	\$0.00	\$0.00
Department of Elder Affairs			
Older Americans Act	\$62,609.00	\$0.00	\$62,609.00
This represents a 100.00% change in the value Older Americans Act CTC and Transportation Providers from last year.		Resolved: \$0.00 was changed to \$62,609.00.	
Possible resolution: correct the value Older Americans Act CTC and Transportation Providers or add a comment to explain why this change is reasonable.			
Community Care for the Elderly	\$16,760.00	\$0.00	\$16,760.00
This represents a -20.52% change in the value Community Care for the Elderly CTC and Transportation Providers from last year.		Comments	
Possible resolution: correct the value Community Care for the Elderly CTC and Transportation Providers or add a comment to explain why this change is reasonable.		CTC:	Decreased Demand
			08/31/2017 3:42 PM
Other (specify): ADI	\$2,600.00	\$0.00	\$2,600.00
This represents a 100.00% change in the value Other (specify) CTC and Transportation Providers from last year.		Comments	
Possible resolution: correct the value Other (specify) CTC and Transportation Providers or add a comment to explain why this change is reasonable.		CTC:	Program started
		New program that was added by the COA	08/31/2017 3:50 PM
Department of Health			
Children's Medical Services	\$0.00	\$0.00	\$0.00
Office of Disability Deter.	\$1,389.00	\$0.00	\$1,389.00

This represents a -73.72% change in the value Office of Disability Deter. CTC and Transportation Providers from last year. Possible resolution: correct the value Office of Disability Deter. CTC and Transportation Providers or add a comment to explain why this change is reasonable.		Comments	
		CTC: Decreased Demand	09/06/2017 11:29 AM
County Public Health Unit	\$0.00	\$0.00	\$0.00
Other (specify):	\$0.00	\$0.00	\$0.00
Validation Alert: Section VI: Dept. of Health=1389 and Section III: Dept. of Health=463			
Department of Juvenile Justice			
(specify):	\$0.00	\$0.00	\$0.00
Department of Transportation			
49 USC 5307 (Section 9)	\$1,153,264.00	\$0.00	\$1,153,264.00
49 USC 5310 (Section 16)	\$0.00	\$0.00	\$0.00
49 USC 5311 (Section 18)	\$332,082.00	\$0.00	\$332,082.00
490USC 5311(f) (Section 18i)	\$0.00	\$0.00	\$0.00
Block Grant	\$0.00	\$0.00	\$0.00
Service Development	\$0.00	\$0.00	\$0.00
Commuter Assistance Program	\$0.00	\$0.00	\$0.00
Other DOT (Specify):	\$0.00	\$0.00	\$0.00
Local Government			
School Board Service	\$0.00	\$0.00	\$0.00
Complementary ADA Service	\$3,488,197.00	\$0.00	\$3,488,197.00
This represents a 23.60% change in the value Complementary ADA Service CTC and Transportation Providers from last year. Possible resolution: correct the value Complementary ADA Service CTC and Transportation Providers or add a comment to explain why this change is reasonable.		Comments	
		CTC: Increased Demand	08/31/2017 3:50 PM
County Cash	\$0.00	\$0.00	\$0.00
County In-Kind	\$0.00	\$0.00	\$0.00
City Cash	\$0.00	\$0.00	\$0.00
City In-Kind	\$0.00	\$0.00	\$0.00
Other Cash (specify):	\$0.00	\$0.00	\$0.00
Other In-Kind (specify):	\$0.00	\$0.00	\$0.00
Local Non-Government			
Farebox	\$416,105.00	\$0.00	\$416,105.00
Donations, Contributions	\$0.00	\$0.00	\$0.00
In-Kind Services	\$0.00	\$0.00	\$0.00
Other Non-Government	\$28,333.00	\$263,887.00	\$292,220.00

This represents a 35.03% change in the value Other Non-Government CTC and Transportation Providers from last year. Possible resolution: correct the value Other Non-Government CTC and Transportation Providers or add a comment to explain why this change is reasonable.		Comments	
		CTC: Increased Demand	08/31/2017 3:42 PM
Other Federal or State Programs			
(specify): Headstart	\$29,917.00	\$0.00	\$29,917.00
This represents a 100.00% change in the value (specify) CTC and Transportation Providers from last year. Possible resolution: correct the value (specify) CTC and Transportation Providers or add a comment to explain why this change is reasonable.		Resolved: \$0.00 was changed to \$29,917.00.	
(specify):	\$0.00	\$0.00	\$0.00
(specify):	\$0.00	\$0.00	\$0.00
GRAND TOTAL:	\$6,673,851.00	\$263,887.00	\$6,937,738.00

FLCTD

Annual Operations Report

Section VII: Expense Sources

County: Volusia		Fiscal Year: July 1, 2016 - June 30, 2017	
Status: Submitted to FLCTD			
Section VII: Financial Data			
2. Expense Sources			
Expense Item	Community Transportation Coordinator	Coordination Contractor	TOTAL EXPENSES
Labor (501):	\$2,390,463.00	\$0.00	\$2,390,463.00
Fringe Benefits (502):	\$1,323,536.00	\$0.00	\$1,323,536.00
This represents a 32.50% change in the value Fringe Benefits (502) Community Transportation Coordinator from last year. Possible resolution: correct the value Fringe Benefits (502) Community Transportation Coordinator or add a comment to explain why this change is reasonable.			Comments
			CTC: Increased Cost Increase in medical and work-comp premium 08/31/2017 3:50 PM
Services (503):	\$435,308.00	\$0.00	\$435,308.00
This represents a 89.63% change in the value Services (503) Community Transportation Coordinator from last year. Possible resolution: correct the value Services (503) Community Transportation Coordinator or add a comment to explain why this change is reasonable.			Comments
			CTC: Increased Cost Maintenance service increase 08/31/2017 3:50 PM
Materials and Supplies Cons. (504):	\$952,430.00	\$0.00	\$952,430.00
This represents a 53.01% change in the value Materials and Supplies Cons. (504) Community Transportation Coordinator from last year. Possible resolution: correct the value Materials and Supplies Cons. (504) Community Transportation Coordinator or add a comment to explain why this change is reasonable.			Comments
			CTC: Increased Cost Maintenance material used. 08/31/2017 3:44 PM
Utilities (505):	\$17,855.00	\$0.00	\$17,855.00
Casualty and Liability (506):	\$58,034.00	\$0.00	\$58,034.00
This represents a 34.77% change in the value Casualty and Liability (506) Community Transportation Coordinator from last year. Possible resolution: correct the value Casualty and Liability (506) Community Transportation Coordinator or add a comment to explain why this change is reasonable.			Comments
			CTC: Increased Cost liability insurance premium 08/31/2017 3:50 PM
Taxes (507):	\$6,954.00	\$0.00	\$6,954.00
Purchased Transportation Services (508)			
Bus Pass Expenses:	\$7,458.00	\$0.00	\$7,458.00

School Bus Expenses:	\$0.00	\$0.00	\$0.00								
Other:	\$0.00	\$1,745,700.00	\$1,745,700.00								
<p>This represents a 100.00% change in the value Other Community Transportation Coordinator from last year.</p> <p>Possible resolution:correct the value Other Community Transportation Coordinator or add a comment to explain why this change is reasonable.</p>			<table> <tr> <th colspan="4">Comments</th></tr> <tr> <td>CTC:</td><td>Other (requires short explanation)</td><td>Last year reported \$1,499,187</td><td>08/31/2017 3:49 PM</td></tr> </table>	Comments				CTC:	Other (requires short explanation)	Last year reported \$1,499,187	08/31/2017 3:49 PM
Comments											
CTC:	Other (requires short explanation)	Last year reported \$1,499,187	08/31/2017 3:49 PM								
Miscellaneous (509):	\$0.00	\$0.00	\$0.00								
Interest (511):	\$0.00	\$0.00	\$0.00								
Leases and Rentals (512):	\$0.00	\$0.00	\$0.00								
Annual Depreciation (513):	\$0.00	\$0.00	\$0.00								
Contributed Services (530):	\$0.00	\$0.00	\$0.00								
Allocated Indirect Expenses:	\$0.00	\$0.00	\$0.00								
<p>This represents a 100.00% change in the value Allocated Indirect Expenses Community Transportation Coordinator from last year.</p> <p>Possible resolution:correct the value Allocated Indirect Expenses Community Transportation Coordinator or add a comment to explain why this change is reasonable.</p>			<table> <tr> <th colspan="4">Comments</th></tr> <tr> <td>CTC:</td><td>Other (requires short explanation)</td><td>No allocated indirect expense are charged. all expenses are direct incur at the expense item category.</td><td>08/31/2017 3:46 PM</td></tr> </table>	Comments				CTC:	Other (requires short explanation)	No allocated indirect expense are charged. all expenses are direct incur at the expense item category.	08/31/2017 3:46 PM
Comments											
CTC:	Other (requires short explanation)	No allocated indirect expense are charged. all expenses are direct incur at the expense item category.	08/31/2017 3:46 PM								
GRAND TOTAL:	\$5,192,038.00	\$1,745,700.00	\$6,937,738.00								

**SUMMARY SHEET
TDLCB
September 13, 2017**

V. STAFF COMMENTS

- TDLCB Member Training and Orientation Topics
- Flagler Country Fixed Route Bus Transit Operation Plan

VI. TDLCB MEMBER COMMENTS

VII. TDLCB CHAIRMAN COMMENTS

VIII. INFORMATION ITEMS

- “2017 DESIGNATED OFFICIAL PLANNING AGENCY OF THE YEAR” AWARDED TO THE RIVER TO SEA TRANSPORTATION PLANNING ORGANIZATION (TPO)
- TDLCB Membership List
- River to Sea TPO Board Meeting Summary for August 2017
- July and August TPO Outreach and Events Summary

IX. ADJOURNMENT

***** *The next TDLCB meeting will be on November 8, 2017* *****



FOR IMMEDIATE RELEASE

Contact: Vince Wang
386-226-0422 ext. 20427
Email: VWang@r2ctpo.org

**“2017 DESIGNATED OFFICIAL PLANNING AGENCY OF THE YEAR”
AWARDED TO THE
RIVER TO SEA TRANSPORTATION PLANNING ORGANIZATION (TPO)**

On August 30, 2017, the Commission for the Transportation Disadvantaged (CTD) awarded the River to Sea Transportation Planning Organization (TPO) the “2017 Designated Official Planning Agency of the Year Award” for the state of Florida during the 25th Annual Transportation Disadvantaged Best Practices & Training Workshop/EXPO held in Orlando, Florida. This award recognizes the River to Sea TPO as a planning agency that goes above and beyond to assist transportation disadvantaged citizens.

"The River to Sea TPO has always made it a priority to improve safety and accessibility for its transportation disadvantaged citizens." said TPO Chairperson and Volusia County Council Vice Chair Deb Denys "Through the years, we have worked collaboratively with local agencies to improve the quality of life for all of the citizens in our planning area. This is a well-deserved acknowledgement of the TPO's commitment to the community."

For many years, the River to Sea TPO has played a vital role in supporting public transportation and transportation disadvantaged residents of Volusia County. The TPO has produced numerous planning studies that address safety and accessibility for transportation disadvantaged citizens including the recently completed Accessible Pedestrian Signal (APS) Action Study which assessed intersections for safety and accessibility for disabled and visually impaired residents throughout our community. The TPO also sets aside funding each year to support public transit and to make infrastructure improvements that aid the disadvantaged.

The River to Sea TPO ensures the voices of the community are heard and taken into consideration when important decisions are being made. Public participation is extremely important and intrinsic to this organization. Over the years, the TPO has also been actively involved in community safety events, such as White Cane Awareness Day. It is the dedication, hard work and strong desire to improve transportation for everyone who lives, works and visits Volusia County that has made the River to Sea TPO effective in achieving positive results for the transportation disadvantaged.

For additional information, please contact:
Vince Wang, Transit Program Manager
River to Sea TPO
2570 W. International Speedway Blvd., Suite 100
Daytona Beach, FL 32114
VWang@r2ctpo.org
386-226-0422 ext. 20427

###

VOLUSIA COUNTY**COUNCIL MEMBER BILLIE WHEELER**

123 W. Indiana Ave **CHAIRPERSON**
DeLand 32720
Bwheeler@volusia.org

DEPT. OF CHILDREN & FAMILIES - ALTERNATE**VACANT****ASSOCIATION OF COMMUNITY ACTION****PATRICIA JAMES**

123 W. Indiana Ave
DeLand 32720
386-736-5956
pjames@volusia.org

PUBLIC EDUCATION COMMUNITY**CHIP KENT**

1648 Hancock Blvd.
Daytona Beach 32114
386-258-4677 ext. 50514
cnkent@volusia.k12.fl.us

ELDERLY CITIZENS**PATRICIA ANTOL**

697 Winterberry Trail
DeLand 32724
386-740-8975
prantol1973@gmail.com

PUBLIC EDUCATION COMMUNITY**ALTERNATE****KIM HOUGHTON**

Unit 11A
210 N. Palmetto Ave Siote 144
Daytona Beach FL 32114
[386-281-6862](tel:386-281-6862)

FDOT**CARLOS M. COLON**

133 S. Semoran Blvd.
Orlando 32807
Carlos.Colon@dot.state.fl.us

VOCATIONAL REHABILITATION SERVICES**JEFFREY ABOUMRAD**

2050 Art Museum Drive
Jacksonville, FL 32207
904-486-7110
jeffrey.aboumrad@vr.fldoe.org

FDOT - ALTERNATE**DIANE POITRAS**

133 South Semoran Blvd.
Orlando 32807
407-482-7887
diane.poitras@dot.state.fl.us

VOCATIONAL REHABILITATION - ALTERNATE**VACANT****DEPARTMENT OF CHILDREN & FAMILIES****CLAY LAROCHE**

210 N. Palmetto Ave, Suite 430
Daytona Beach 32114
386-235-8988
clay.laroche@myflfamilies.com

ELDER AFFAIRS**CHARLY PONIATOWSKI**

P.O. Box 671
Daytona Beach 32115
386-253-4700 ext. 208
cponiatowski@coavolusia.org

ELDER AFFAIRS - ALTERNATE**KAYLA SAULT**

P.O. Box 671
Daytona Beach 32115
386-253-4700 ext. 248
ksault@coavolusia.org

MASS TRANSIT**PETER CERULLO**

19 Tropical Drive
Ormond Beach 32176
386-441-5882
petercerullo51@icloud.com

VETERANS SERVICES GROUP**JEFFEREY BUMB**

250 N. Beach Street
Daytona Beach 32114
386-254-4646
jbumb@volusia.org

MEDICAL COMMUNITY

Vacant

VETERANS SERVICES GROUP - ALTERNATE

VACANT

MEDICAL COMMUNITY - ALTERNATE

Vacant

PRIVATE-FOR-PROFIT**STEVE JACK**

P.O. Box 730206
Ormond Beach 32173
386-255-8525
medoneshuttle@bellsouth.net

WORKFORCE DEVELOPMENT BOARD**ROBIN KING**

359 Bill France Blvd.
Daytona Beach 32114
386-323-7007
robinking@careersourcefv.com

HEALTHCARE ADMINISTRATION**MILAGROS CHERVONI**

400 West Robinson Street, Suite S309
Orlando 32801
milagros.chervoni@acha.myflorida.com

WORKFORCE DEV. BOARD - ALTERNATE**CASSANDRA JORDAN**

359 Bill France Blvd.
Daytona Beach 32114
386-323-7007
cassandrajordan@careersourcefv.com

HEALTHCARE ADMIN. - ALTERNATE

VACANT

DISABLED CITIZENS**JUDY CRAIG**

1835 Anchor Ave
DeLand 32720
386-738-5781
judylesliecraig@aol.com

DISABLED CITIZENS - ALTERNATE**KEITH ANDERSON**

1806 Masoud Court
Port Orange FL 32128
386-451-0062
Andersontigers1125@gmail.com

CITIZENS ADVOCATE**JEAN CERULLO**

19 Tropical Drive
Ormond Beach 32176
386-689-5300
Jselzer143@yahoo.com

CHILDREN AT RISK**VACANT****CITIZENS ADVOCATE - ALTERNATE****Vacant****CHILDREN AT RISK - ALTERNATE****D.J. LEBO**

135 Executive Circle Suite 100
Daytona Beach 32114
386-323-2400 ext. 196 386-801-9015
djlebo@elcfv.org

CITIZENS ADVOCATE - SYSTEMS USER**MARY ELLEN OTTMAN**

203 S. Orchard St. **VICE CHAIRPERSON**
Unit 7A
Ormond Beach 32174
386-872-6581 386-212-9908
curlygirl55@cfl.rr.com

**CITIZENS ADVOCATE - SYSTEMS USER
ALTERNATE****DOUG HALL**

1405 Edgewater Road
Daytona Beach 32114
386-255-0377 386-852-1285
flhalls@earthlink.net

TDLCB STAFF SUPPORT

Votran

HEATHER BLANCK

950 Big Tree Road
South Daytona
386-756-7496 ext. 4112
hblanck@volusia.org

RIVER TO SEA TPO

DEBBIE STEWART

2570 W. International Speedway Blvd.
Suite 100
Daytona Beach
386-226-0422 ext. 20418
Dstewart@r2ctpo.org

RIVER TO SEA TPO

VINCE WANG

2570 W. International Speedway Blvd.
Suite 100
Daytona Beach
386-226-0422 ext. 20427
vwang@r2ctpo.org



**River to Sea TPO Board
Meeting Summary
August 23, 2017**

- Approved the consent agenda including approval of the June 28, 2017 TPO Board meeting minutes
- Approved Resolution 2017-21 amending the FY 2017/18 to 2021/22 Transportation Improvement Program (TIP)
- Approved Resolution 2017-22 authorizing the execution of a supplemental agreement to the Metropolitan Planning Organization (MPO) Agreement for the use of Transportation Planning (PL) and Urban Attributable (SU) funds and amending the FY 2016/17 and 2017/18 Unified Planning Work Program (UPWP)
- Approved a motion to defer approval of Resolution 2017-23 adopting the Resilient Volusia County Report to the September 27, 2017 TPO Board meeting
- Approved Resolution 2017-24 providing limited authority for the Executive Director to execute required documents for the River to Sea TPO
- Received a TPO staff PowerPoint presentation on implementing transportation performance measures and developing targets for the River to Sea TPO
- Received TPO staff PowerPoint presentation on the draft 2017 River to Sea TPO Crash Analysis Report
- Received TPO staff presentation on the SUN Trail Project Listing
- Received TPO staff presentation on the draft 2017 Regional List of Priority Projects for the Central Florida MPO Alliance (CFMPOA)
- Received TPO staff presentation on the TPO's Annual Call for Projects and Project Priority Ranking Process
- Received the FDOT report
- Announced a SunRail Commission meeting on August 30, 2017 at 9:00 am

- Received the Executive Director's report including updates on FY 2017/18 SU funding; SR A1A stabilization; and the Regional Transit Study
- Requested TPO member input regarding the availability of federal earmark money that will be available to use in FY 2019/20
- Received TPO member update on SunRail

Items Requiring Follow Up:

The next River to Sea TPO Board meeting will be on Wednesday, September 27, 2017

TPO Outreach & Activities Completed in July 2017

1 Pine Trail Elementary School Helmet Fitting

Date: Thursday, July 6, 2017

Location: Ormond Beach

Description: The TPO staff gave a presentation on bicycle safety, and fit and donated 33 bicycle helmets to the students

2 DeBary SunRail Park & Ride Lot Ribbon Cutting

Date: Tuesday, July 11, 2017

Location: DeBary SunRail Station

Description: The TPO staff attended the groundbreaking of the DeBary SunRail Park & Ride Lot ribbon cutting

3 Public Meeting for the SR 44 @ Mission Rd/Wallace Rd/Canal St Alternative Intersection Analysis Design Study

Date: Tuesday, July 11, 2017

Location: New Smyrna Beach Commission Chambers

Description: The River to Sea TPO held a public meeting on the SR 44 @ Mission Dr/Wallace Rd/Canal St. Intersection Analysis Design Study

4 Flagler County Summer School Helmet Fittings

Date: Monday-Tuesday, July 17-18, 2017

Location: Palm Coast

Description: The TPO staff, with the help of FDOT, gave a presentation on bicycle safety, and fit and donated 265 bicycle helmets to the students



Flagler County Helmet Fitting

August Events:

August 10: St. Johns River to Sea Loop Stakeholders Meeting, St. Augustine

August 14: Volusia County Roundtable of Elected Officials Meeting, Daytona Beach

August 30: Central Florida Commuter Rail Commission (CFCRC) Meeting, MetroPlan Orlando

Other Upcoming Events:

September 5-8: APA Florida Conference, Daytona Beach

September 17-20: Rail~Volution Conference, Denver, CO

September 30: Port Orange Family Days Helmet Fitting, Port Orange

October 26: White Cane Awareness Day, Daytona Beach

October 26-28: St. Johns River to Sea Loop Trail Summit and Celebration, DeLand

October 28-Nov. 3: FDOT Mobility Week, Location TBD

Ongoing Projects & Studies:

- Update of the TPO's Citizens Guide to the R2CTPO
- Bicycle and Pedestrian Master Plan
- Bicycle/Pedestrian Feasibility Studies Continuing Services Request for Proposals (RFP)
- Resilient Volusia County Study - Sea Level Rise /Storm Surge
- Bus Stop Improvement Plan – Phase I, Volusia County
- Flagler County Fixed Route Implementation Plan
- I-95 to SR 417 Connector Environmental Study
- Crash Analysis Report
- Pedestrian Crash Locations Report
- 2017 Congestion Management Plan (CMP) & Performance Measures Report
- SR 44 @ Mission Rd/Wallace Rd/Canal St Alternative Intersection Analysis Design Study
- Annual FY 2016/17 TPO Audit
- Update to the Volusia County Bicycle Map for the Experienced Cyclist
- ITS Masterplan Phase II
- Turnbull Bay Road Trail Feasibility Study

TPO Outreach & Activities Completed in August 2017

1 St. Johns River to Sea Loop Stakeholders Meeting

Date: Thursday, August 10, 2017

Location: St. Augustine

Description: The TPO staff attended the St. Johns River to Sea Loop Stakeholders meeting

2 Roundtable of Volusia County Elected Officials Meeting

Date: Monday, August 14, 2017

Location: Daytona Beach International Airport

Description: The TPO staff attended the Roundtable of Volusia County Elected Officials meeting

3 River to Sea TPO Receives the "2017 Designated Official Planning Agency of the Year" Award

The River to Sea TPO received this award from the Florida Commission for the Transportation Disadvantaged (CTD) on August 31, 2017.
<https://www.r2ctpo.org/2017/08/31/11933/>

September Events:

September 5-8: APA Florida Conference, Daytona Beach

September 14: SR 44/Mission Rd/Wallace Rd/Canal Street Alternative Intersection Design Study Public Workshop/Open House, New Smyrna Beach City Commission Chambers

September 17-20: Rail~Volution Conference, Denver, CO

September 18: Florida Greenways & Trails Plan Workshop, DeBary Hall

September 28: Annual VCARD Icebreaker, Daytona Beach

September 30: Port Orange Family Days Helmet Fitting, Port Orange City Center

Other Upcoming Events:

October 26: White Cane Awareness and Pedestrian Safety Day, Intersection of Nova Road and Beville Road, Daytona Beach

October 26-28: St. Johns River to Sea Loop Trail Summit and Celebration, DeLand

October 28-Nov. 3: FDOT Mobility Week, Location TBD

4 SR 44 Alternative Intersection Design Study Public Meeting for Businesses

Date: Thursday, August 31, 2017

Location: New Smyrna Beach City Commission Chambers

Description: The TPO staff, in coordination with VHB, Inc., held a public meeting geared towards businesses on the SR 44 Alternative Intersection Design Study. More than 40 people attended.



SR 44 Intersection Design Study Public Meeting for Businesses

Ongoing Projects & Studies:

- Update of the TPO's Citizens Guide to the R2CTPO
- Bicycle and Pedestrian Master Plan
- Bicycle/Pedestrian Feasibility Studies Continuing Services Request for Proposals (RFP)
- Resilient Volusia County Study - Sea Level Rise /Storm Surge
- Bus Stop Improvement Plan – Phase I, Volusia County
- Flagler County Fixed Route Implementation Plan
- I-95 to SR 417 Connector Environmental Study
- 2017 Crash Analysis Report
- Pedestrian Crash Locations Report
- 2017 Congestion Management Process (CMP) & Performance Measures Report
- SR 44 @ Mission Rd/Wallace Rd/Canal St Alternative Intersection Design Study
- Annual FY 2016/17 TPO Audit
- Update to the Volusia County Bicycle Map for the Experienced Cyclist
- TSM&O (ITS) Masterplan Phase II
- Turnbull Bay Road Trail Feasibility Study
- Flomich Street Sidewalk Phase 2 Feasibility Study