

Transportation Disadvantaged Local Coordinating Board (TDLCB)
Meeting Minutes
September 12, 2018

Volusia County Mobility Management Center
950 Big Tree Road, South Daytona, FL 32119

TDLCB Members Present:

Clayton Jackson
Patricia Lipovsky
Julia Marshall
Judy Craig
DJ Lebo
Patricia Antol, Vice Chairperson
Tamyika Young
Steve Jack
Jefferey Bumb
Billie Wheeler, Chairperson

Representing:

Association of Community Action
Citizens Advocate, System User, Alternate
Department of Children and Families
Disabled Citizens
Early Learning Coalition
Elderly Citizens
Health Care Administration
Private for Profit
Veterans Services Group
Volusia County Council

TDLCB Members Absent:

Jean Cerullo (excused)
Doug Hall (excused)
Charly Poniatowski
Carlos Colon
Patricia Boswell (excused)
Glejuanda Davis
Jeff Aboumrad
Robin King

Representing:

Citizens Advocate
Citizens Advocate, System User
Elder Affairs
Florida Department of Transportation
Medical Community
Public Education Community
Vocational Rehab Services
Work Force Development Board

Others Present:

Debbie Stewart, Recording Secretary
Lois Bollenback
Pam Blankenship
Stephan Harris
Martha Moore
Joshua Barber
Lynn Kennedy
Heather Blanck
Edie Biro
Frank Alvarez
Colby Stallings

Representing:

TPO Staff
TPO Staff
TPO Staff
TPO Staff
Alfred Benesch & Company
Tindale-Oliver, Inc.
Volusia County Department of Health
Votran Staff
Votran Staff
Votran Staff
Votran Staff

I. Call to Order / Roll Call / Determination of Quorum/Pledge of Allegiance

TDLCB Chairperson Billie Wheeler called the meeting of the River to Sea Transportation Planning Organization (TPO) Transportation Disadvantaged Local Coordinating Board (TDLCB) to order at 11:00 a.m.

The roll was called and it was determined that a quorum was not present.

II. Public Comment/Participation

There were no public comments.

IV. Discussion Items and Presentations

**Due to a lack of a quorum, Discussion and Presentation Items were heard first.*

A. Presentation and Discussion of FY 2017/18 Annual Operating Report (AOR)

(Handout)

Mr. Harris stated the draft Fiscal Year (FY) 2017/18 Annual Operating Report (AOR) was distributed to members along with the summary from consultant Tindale-Oliver, Inc. He introduced Mr. Joshua Barber, Tindale-Oliver, Inc., to give the presentation.

Mr. Barber gave a PowerPoint presentation and stated Chapter 427 of the Florida Statutes requires each Community Transportation Coordinator (CTC) to submit an AOR to the Commission for the Transportation Disadvantaged (CTD) by September 15 each year. The CTD uses this information to profile statewide operations of the Florida Coordinated Transportation System. They evaluate performance on a system basis and individual organization basis to substantiate additional funding. He gave an overview of the changes from the last FY to this FY for passenger trips, vehicle information, employees, revenue sources and expense sources. Votran was awarded a Transportation Disadvantaged (TD) grant this year of \$52,000 that it did not receive the prior FY. The AOR is complete and needs to be approved and submitted to the CTD by September 15, 2018 or an extension can be requested until September 14, 2018.

Mr. Jackson asked if the extension was to October 14, 2018.

Mr. Barber replied no, the report must be submitted by September 15, 2018 or they have until September 14, 2018 to request an extension.

Ms. Blanck explained the information is submitted into the system that the TD will utilize to more fully vet some of the questions Votran has; depending on how they want Votran to handle the differentials, she will bring back any modifications or newly assigned amounts for this report at the next meeting.

Ms. Lipovsky asked if Votran would be purchasing new buses.

Ms. Blanck replied that Votran has a program of bus replacements and new buses needed for additional new services; there have been frequency improvements of Route 20 and 60 and service implemented on SR 44 in New Smyrna Beach. There will also be a new implementation as part of Volusia County's budget to provide service along Howland

Boulevard in Deltona. Votran does buy new buses to take older buses out of service that are not functioning or are more demanding of service and parts replacement. The life of a fixed route bus is 12 years or up to 500,000 miles. This year Votran will be buying about 11 new buses.

B. Presentation and Discussion of Transportation Performance Measures and Transit Asset Management (TAM) Plans

Mr. Harris stated transportation performance measurement (TPM) is a strategic approach to using system information to manage system performance outcomes. As a result of the Fixing America's Surface Transportation (FAST) Act, there are planning factors that must be taken into account that include resiliency and reliability of transportation, storm water impacts and enhancement of travel and tourism. Public participation is also required. A TPM is intended to link investment policies and project programming decision making. It is meant to inform decisions, provide feedback on transportation system performance and should reflect the priorities and demonstrate sound stewardship of resources. FDOT also has to set targets and established measures to report to the Federal Highway Administration (FHWA). The TPO set safety targets earlier this year and will be setting additional targets including bridge conditions, pavement conditions and travel time reliability. These are areas where funding is not directly controlled by the TPO so the TPO will most likely adopt what measures FDOT adopts to support them. The deadline for Transit Asset Management (TAM) Plans is October 1, 2018 and the deadline for Public Transit Agency Safety Plans has been delayed. He reviewed the other measures provided for automobiles and other modes.

A quorum was obtained at this point in the meeting and the Action Items were discussed.

III. Action Items

A. Review and Approval of the July 11, 2018 TDLCB Meeting Minutes

MOTION: *A motion was made by Ms. Craig to approve the July 11, 2018 TDLCB meeting minutes. The motion was seconded by Mr. Bumb and carried unanimously.*

B. Review and Approval of the Community Transportation Coordinator's (CTC's) Monthly Paratransit Reports

Ms. Blanck stated the report is in the agenda on page 13; the report is an impression of how the overall system has been operating vis-à-vis the people that have limited access to fixed route service as well as fixed route service. Fixed route ramp deployments in June had a 22% increase and a 7% increase in July. Wheelchair boardings for paratransit in June were up 4% and 9% in July. Votran is providing a large amount of assistance to individuals with disabilities to the best of its ability.

MOTION: *A motion was made by Mr. Jack to approve the Community Transportation Coordinator's (CTC's) monthly paratransit reports. The motion was seconded by Ms. Craig and carried unanimously.*

IV. Discussion Items and Presentations

C. Presentation and Discussion of the Draft FY 2017/18 Public Involvement Report

(Handout)

Ms. Blankenship gave a PowerPoint presentation of the draft FY 2017/18 Public Involvement Report. The TPO's fiscal year runs from July 1 through June 30. She reviewed the social media outreach added the TPO has a master database and an email contact list as well as individual public contact logs for each staff member. She reviewed the public meetings and hearings and stated the TPO sets aside time at each regular committee and board meeting for public comments. She gave an overview of the community presentations and events the TPO attended throughout the year including bike helmet fittings; a total of 977 bike helmets were distributed to adults and children last year which is an increase of 15%. The 2018 "Tell the TPO" survey received 2,176 responses and it is estimated the survey reached 62,363 people. The TDLCB came in third in the Committee Ambassador Challenge and the TPO Board Ambassador Winner was Council Member Jeff Allebach from Orange City. For FY 2018/19, the TPO will be reaching out to the "younger crowd" beginning with the TRAC (Transportation and Civil Engineering) program through Mainland High School. The TRAC program looks at different hands on activity to teach students about transportation and civil engineering.

Chairperson Wheeler commented the TPO did a great job this year.

D. Presentation and Discussion of the Draft Roadway Safety Evaluation & Improvement Study

Mr. Harris introduced Ms. Martha Moore, Alfred Benesch and Company, to give the presentation.

Ms. Moore gave a PowerPoint presentation on the draft Roadway Safety Evaluation and Improvement Study. She has been working with the TPO since the spring to build on the 2017 Crash Analysis Study completed by the TPO to see what can be done using the three Es; engineering, education and enforcement. They are working within the TPO planning area and going back five years to look at all the crash data using the Signal Four Analytics program to identify segments and intersections that have the most frequent crashes and the most severe crashes to see if there are any engineering solutions to improve them. If not, then they will look to see if education or enforcement could help improve the crash rates. They have excluded Strategic Intermodal System (SIS) projects and intersections and segments that already have studies or projects planned or being done. She reviewed the statistics of the collisions, fatalities and injuries for severity and frequency as well as the project scope. She reviewed the schedule of the study and stated the final report will be presented to the TPO Board for adoption in September.

Mr. Jack asked if the study is available online; he would like to know what areas to tell his operators to avoid.

Ms. Moore replied the study covers a lot of information; these are not the worst locations within the TPO's planning area; these are locations that were sorted out of the data. Distracted driving is a big problem in Volusia County and was noticed during their field review. The entire study is available on the TPO's website.

Mr. Harris commented that a link to the draft study was provided in the agenda on page 27.

Ms. Moore stated in some cases they recommended low cost solutions and in others it will need to be education and enforcement.

V. Staff Comments

(Handout)

Ms. Blanck announced new Votran service has begun on SR 44 in New Smyrna Beach; in 2010, regular fixed route services in New Smyrna Beach were assessed and those that traveled east to west were eliminated. The mailer distributed to members was sent to all residents and commercial enterprises within one mile of the route. She recognized Ms. Edie Biro, Votran Customer Service Manager, and Ms. Colby Stallings, Votran Finance Department, for their help. She also recognized Mr. Frank Alvarez, Votran Senior Planner, for his participation.

Ms. Blanck announced Votran would be participating with the TPO in a Mobility Week effort at the New Smyrna Beach Farmer's Market on October 27, 2018. Votran will have a "Ride with Rob" event; Mr. Rob Stevens, Votran General Manager, will be riding the bus between 11:00 am and 1:00 pm that day. Votran and the TPO will also be ending Mobility Week by participating in the Halifax Art Festival.

→ River to Sea TPO Staff Update

Mr. Harris announced that Mr. Vince Wang, TPO Transit Planner, has resigned from his position. Mr. Harris will be providing TPO support to the TDLCB for the time being.

→ Close-out of Transit Planning Studies

Mr. Harris stated two transit planning studies that were underway; the Volusia County Bus Stop Inventory Study and the Flagler County Transit Operations Study, have been closed out by the TPO. A letter from TPO Executive Director, Ms. Lois Bollenback, will be forwarded to members regarding this matter.

Ms. Craig referred to the Volusia County Bus Stop Inventory Study and stated that the bus stop in DeLand in front of the Family Health Source on Plymouth Avenue is on the road itself. There was an inquiry as to how to provide a safer area but it was incumbent upon the property owners to pay for it; it is a very unsafe place. She sits on the West Volusia Hospital Board and they rent that space to the Family Health Source; these are people that are in need and in bad health and she is concerned about the safety of the bus stop location. She asked if this could still be looked at.

Ms. Blanck replied Votran will look into that.

Mr. Harris announced TPO Executive Director, Ms. Lois Bollenback, was in attendance today.

VI. TDLCB Member Comments

Ms. Lipovsky stated an announcement regarding the White Cane/Pedestrian Safety Awareness Walk was sent out last month; it was originally scheduled for October 13, 2018 but has been moved to October 27, 2018. The location is the intersection of International Speedway Boulevard (ISB) and White Street from 9:00 am until 12:00 pm. White Cane Safety Day is in recognition of the blind and visually impaired and to educate motorists.

Chairperson Wheeler commented that she has participated in this in the past and encouraged members to attend.

VII. TDLCB Chairperson Comments

Chairperson Wheeler recognized Votran driver, Mr. Paul Okumu, for his bravery in preventing a violent sexual attack on the bus he was driving on July 20, 2018 in Ponce Inlet. He was recently presented with a Certificate of Appreciation from the Town of Ponce Inlet and will be honored at the next Volusia County Council meeting for his outstanding service to Votran. She also recognized Votran driver, Mr. "Doc" Wilson, for being selected as the National Safety Council Safe Driver Award recipient for the South Atlantic Region. He has driven over 3 million miles without a preventable incident and has participated in several difficult emergency evacuations and medical emergencies. We need to celebrate these employees and heroes and be proud of them.

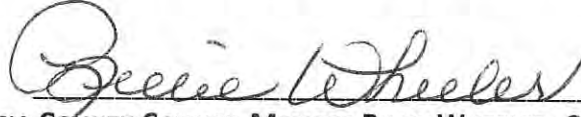
VIII. Information Items

- CFMPOA/TBARTA Joint Resolution Supporting Preservation of the Rail Envelope in the I-4 Corridor
- June-July-August TPO Outreach and Events Summaries
- River to Sea TPO Board Meeting Summary for August 2018
- SunRail Schedule
- TDLCB Membership List

IX. Adjournment

The meeting was adjourned at 12:01 p.m.


RIVER TO SEA TRANSPORTATION PLANNING ORGANIZATION



**VOLUSIA COUNTY COUNCIL MEMBER BILLIE WHEELER, CHAIRPERSON
TRANSPORTATION DISADVANTAGED LOCAL COORDINATING BOARD**

CERTIFICATE:

The undersigned, duly qualified and acting Recording Secretary of the River to Sea TPO certifies that the foregoing is a true and correct copy of the minutes of the September 12, 2018 regular meeting of the Transportation Disadvantaged Local Coordinating Board (TDLCB), approved and duly signed this 14th day of November 2018.





**DEBBIE STEWART, RECORDING SECRETARY
RIVER TO SEA TRANSPORTATION PLANNING ORGANIZATION**

FLCTD

Annual Operations Report

Section I: Face Sheet

County: Volusia	Fiscal Year: July 1, 2016 - June 30, 2017
Status: Submitted to FLCTD	
Report Date:	09/05/2017
Period Covered:	July 1, 2016 - June 30, 2017
Coordinator's Name:	County of Volusia d/b/a VOTRAN
Address:	950 Big Tree Road
City:	South Daytona
Zip Code:	32119
Service Area:	Volusia
Contact Person:	Vinny X. Wang
Title:	Transit Planner
Phone:	(386) 756 - 7496
Fax:	(386) 756 - 7487
Email:	vwang@r2ctpo.org
Network Type:	Partial Brokerage
Organization Type:	County
CTC Certification:	
<p>I, Steve Sherrer, as the authorized Community Transportation Coordinator (CTC) Representative, hereby certify, under the penalties of perjury as stated in Chapter 837.06, F.S., that the information contained in this report is true, accurate, and in accordance with the accompanying instructions.</p>	
CTC Representative (signature) 	
LCB Statement:	
<p>I, <u>Bessie Wheeler</u>, as the local Coordinating Board Chairperson, hereby, certify in accordance with Rule 41-2.007(7) F.S. that the local Coordinating Board has reviewed this report and the Planning Agency has received a copy.</p>	
LCB Signature 	

FLCTD

Annual Operations Report

Section I: Face Sheet

County: Volusia	Fiscal Year: July 1, 2017 - June 30, 2018
Status: Ready	
Report Date:	08/29/2018
Period Covered:	July 1, 2017 - June 30, 2018
Coordinator's Name:	County of Volusia d/b/a VOTRAN
Address:	950 Big Tree Road
City:	South Daytona
Zip Code:	32119
Service Area:	Volusia
Contact Person:	Colby E. Stallings
Title:	Budget Analyst
Phone:	(386) 856 - 7496
Fax:	(386) 756 - 7487
Email:	cstallings@volusia.org
Network Type:	Partial Brokerage
Organization Type:	County
CTC Certification:	
<p>I, XXX, as the authorized Community Transportation Coordinator (CTC) Representative, hereby certify, under the penalties of perjury as stated in Chapter 837.06, F.S., that the information contained in this report is true, accurate, and in accordance with the accompanying instructions.</p>	
CTC Representative (signature)	
<div style="border-bottom: 1px solid black; height: 1.2em; width: 100%;"></div>	
LCB Statement:	
<p>I, , as the local Coordinating Board Chairperson, hereby, certify in accordance with Rule 41-2.007(7) F.S. that the local Coordinating Board has reviewed this report and the Planning Agency has received a copy.</p>	
LCB Signature	
<div style="border-bottom: 1px solid black; height: 1.2em; width: 100%;"></div>	

FLCTD
Annual Operations Report
Section II: General Info

County: Volusia

Fiscal Year: July 1, 2017 - June 30, 2018

Status: Ready

Section II: Coordinated System General Information

1. Provider Listing (include the CTC, if the CTC provides transportation services)

Number of Private Non-Profits: 6

Number of Private For-Profits: 5

Public Entities:

School Board: 0

Municipality: 0

County: 1

Transit Authority: 0

Other: 1

Total: 13

2. How many of the providers listed in 1 are coordination contractors?

6

FLCTD
Annual Operations Report
Section III: Passenger Trip Info

County: Volusia		Fiscal Year: July 1, 2017 - June 30, 2018	
Status: Ready			
Section III: Passenger Trip Information			
1a. One-Way Passenger Trips			
Type of Service	Service Area		
Fixed Route/Fixed Schedule	Within	Outside	Total
Daily Trip Tickets	97264	0	97264
This represents a 25.12% change in the value Daily Trip Tickets Within from last year. Possible resolution: correct the value Daily Trip Tickets Within or add a comment to explain why this change is reasonable.		Comments	
		CTC:	Increased Demand
Weekly Passes	24537	0	24537
This represents a 155.14% change in the value Weekly Passes Within from last year. Possible resolution: correct the value Weekly Passes Within or add a comment to explain why this change is reasonable.		Comments	
		CTC:	Item understated last year
Monthly Passes	141361	0	141361
Deviated Fixed Route Service	0	0	0
Paratransit			
Ambulatory	277836	0	277836
Non-Ambulatory	69216	0	69216
Stretcher	0	0	0
Other Services			
School Board Trips	1190	0	1190
This represents a -77.92% change in the value School Board Trips Within from last year. Possible resolution: correct the value School Board Trips Within or add a comment to explain why this change is reasonable.		Comments	
		CTC:	Decreased Demand
Total Trips	611404	0	611404

1b. How many of the total trips were provided by contracted transportation providers (do not include the CTC, if the CTC provides transportation services)?		100940	
1c. How many of the total trips were provided by coordination contractors?		519494	
2. One-Way Trips by Funding Source			
Agency for Health Care Administration		0	
Agency for Persons with Disabilities		0	
This represents a 100.00% change in the value Agency for Persons with Disabilities from last year. Possible resolution: correct entered trips or add a comment to explain why this change is reasonable.	Comments CTC: Program ended Votran no longer participates with Medwaiver. 09/06/2018 10:03 AM		
Agency for Workforce Innovation		0	
Commission for the Transportation Disadvantaged		38661	
Department of Children and Families		0	
Department of Community Affairs		0	
Department of Education		79469	
Department of Elder Affairs		22214	
This represents a 100.00% change in the value Department of Elder Affairs from last year. Possible resolution: correct entered trips or add a comment to explain why this change is reasonable.	Comments CTC: Other (requires short explanation) After discussions, realized that we were missing the trips that matched the revenue. Fixed 09/06/2018 1:54 PM		
Department of Health		0	
This represents a 100.00% change in the value Department of Health from last year. Possible resolution: correct entered trips or add a comment to explain why this change is reasonable.	Comments CTC: Item overstated last year Votran does not have trips or revenue associated to the Department of Health. 09/06/2018 10:57 AM		
Department of Juvenile Justice		0	
Florida Department of Transportation		1042	
This represents a -35.04% change in the value Florida Department of Transportation from last year. Possible resolution: correct entered trips or add a comment to explain why this change is reasonable.	Comments CTC: Decreased Demand The ridership for the rural area is down overall, the assumption is lower fuel cost and increased employment. 09/06/2018 10:58 AM		
Local Government		253619	
Local Non-Government		215209	

Other Federal Programs		1190	
This represents a -77.92% change in the value Other Federal Programs from last year. Possible resolution: correct entered trips or add a comment to explain why this change is reasonable.	Comments		
	CTC:	Other (requires short explanation)	Headstart-ridership and funding is down overall.
Total: 611404			
3. One-Way Trips by Passenger Type			
Was this information obtained by sampling?		no	
Elderly			
Low Income:		0	
Disabled:		159731	
Low Income and Disabled:		0	
Other:		38890	
Children			
Low Income:		0	
Disabled:		7156	
Low Income and Disabled:		0	
Other:		90257	
Other			
Low Income:		0	
Disabled:		299722	
Low Income and Disabled:		0	
Other:		15648	
Total: 611404			
4. One-Way Passenger Trips - by Purpose			
Was this information obtained by sampling?		no	
Medical Purpose		199159	
This represents a 22.36% change in the value Medical Purpose from last year. Possible resolution: correct entered trips or add a comment to explain why this change is reasonable.	Comments		
	CTC:	Increased Demand	Paratransit demand is up overall.
Employment Purpose			
Employment Purpose		64512	
This represents a 30.63% change in the value Employment Purpose from last year. Possible resolution: correct entered trips or add a comment to explain why this change is reasonable.	Comments		
	CTC:	Increased Demand	Employment is at the lowest it has been 10 years.
Education/Training/Daycare Purpose		114646	

Nutritional Purpose	17894		
Life-Sustaining/Other Purpose	215193		
Total:	611404		
5. Unduplicated Passenger Head Count			
5a. Paratransit/Deviated Fixed Route/ School Brd	4626		
5b. Fixed Route	15238		
Total:	19864		
6. Number of Unmet Trip Requests			
Unmet Trip Requests by Type of Trip	0		
Unmet Medical	0		
Unmet Employment	0		
Unmet Education/Training/Daycare	0		
Unmet Nutritional	0		
Unmet Life-Sustaining/Other	0		
Reason Trip was Denied (Optional)			
Lack of Funding:	0		
Lack of Vehicle Availability:	0		
Lack of Driver Availability:	0		
Other:	0		
7.) Number of Passenger No-shows			
9203			
Passenger No-Shows by Funding Source (optional)			
CTD:	2559		
AHCA:	0		
AWI:	0		
DCF:	0		
APD:	0		
DOE:	0		
DOEA:	266		
Other:	6378		
8. Complaints			
Complaints by Service	221		
Complaints by Policy	12		
Complaints by Vehicle	4		
<p>This represents a 33.33% change in the value Complaints by Vehicle from last year.</p> <p>Possible resolution: correct entered trips or add a comment to explain why this change is reasonable.</p>	Comments		
	CTC:	Other (requires short explanation)	Complaints increase with ridership.
Complaints by Other		12	

<p>This represents a -80.95% change in the value Complaints by Other from last year.</p> <p>Possible resolution: correct entered trips or add a comment to explain why this change is reasonable.</p>	Comments		
	CTC:	Other (requires short explanation)	Votran strives to provide excellent customer service. 09/06/2018 10:11 AM
Complaint Total: 249			
9. Commendations			
Commendations by CTC			360
<p>This represents a 21.21% change in the value Commendations by CTC from last year.</p> <p>Possible resolution: correct entered trips or add a comment to explain why this change is reasonable.</p>	Comments		
	CTC:	Other (requires short explanation)	Commendations increase with ridership. 09/06/2018 10:09 AM
Commendations by Transportation Providers			31
<p>This represents a -52.31% change in the value Commendations by Transportation Providers from last year.</p> <p>Possible resolution: correct entered trips or add a comment to explain why this change is reasonable.</p>	Comments		
	CTC:	Other (requires short explanation)	Perhaps the Contractors were not tracking the commendations as these should have. 09/06/2018 10:11 AM
Commendations by Coordination Contractors			0
Total Commendations:			391

FLCTD
Annual Operations Report
Section IV: Vehicle Info

County: Volusia		Fiscal Year: July 1, 2017 - June 30, 2018									
Status: Ready											
Section IV: Vehicle Information											
1. Mileage Information											
	Vehicle Miles		Revenue Miles								
CTC:	1875759		1604852								
Transportation Providers:	819883		725561								
Coordination Contractors:	221158		195715								
School Bus Utilization Agreement:	0		0								
Total:	2916800		2526128								
2. Roadcalls											
	201										
This represents a 635.71% change in the value 2. Roadcalls from last year. Possible resolution: correct the value 2. Roadcalls or add a comment to explain why this change is reasonable.		Issue Resolved - Value: 1236 changed to 201									
3. Accidents											
	Chargeable		Non-Chargeable								
Total Accidents Person Only:	3		3								
This represents a 600.00% change in the value Total Accidents Person Only Chargeable from last year. Possible resolution: correct the value Total Accidents Person Only Chargeable or add a comment to explain why this change is reasonable.		<table border="1" style="width: 100%; border-collapse: collapse;"> <thead> <tr> <th colspan="4">Comments</th> </tr> </thead> <tbody> <tr> <td style="width: 10%;">CTC:</td> <td style="width: 30%;">Other (requires short explanation)</td> <td style="width: 50%;">There was an error when initially entered. This has been corrected.</td> <td style="width: 10%;">09/06/2018 11:11 AM</td> </tr> </tbody> </table>		Comments				CTC:	Other (requires short explanation)	There was an error when initially entered. This has been corrected.	09/06/2018 11:11 AM
Comments											
CTC:	Other (requires short explanation)	There was an error when initially entered. This has been corrected.	09/06/2018 11:11 AM								
This represents a 100.00% change in the value Total Accidents Person Only Non-Chargeable from last year. Possible resolution: correct the value Total Accidents Person Only Non-Chargeable or add a comment to explain why this change is reasonable.		<table border="1" style="width: 100%; border-collapse: collapse;"> <thead> <tr> <th colspan="4">Comments</th> </tr> </thead> <tbody> <tr> <td style="width: 10%;">CTC:</td> <td style="width: 30%;">Other (requires short explanation)</td> <td style="width: 50%;">There was an error when initially entered. This has been corrected. Decreased overall.</td> <td style="width: 10%;">09/06/2018 11:09 AM</td> </tr> </tbody> </table>		Comments				CTC:	Other (requires short explanation)	There was an error when initially entered. This has been corrected. Decreased overall.	09/06/2018 11:09 AM
Comments											
CTC:	Other (requires short explanation)	There was an error when initially entered. This has been corrected. Decreased overall.	09/06/2018 11:09 AM								
Total Accidents Vehicle Only:	2		1								
Total Accidents Person & Vehicle:	1		0								
This represents a 100.00% change in the value Total Accidents Person & Vehicle Non-Chargeable from last year. Possible resolution: correct the value Total Accidents Person & Vehicle Non-Chargeable or add a comment to explain why this change is reasonable.		<table border="1" style="width: 100%; border-collapse: collapse;"> <thead> <tr> <th colspan="4">Comments</th> </tr> </thead> <tbody> <tr> <td style="width: 10%;">CTC:</td> <td style="width: 30%;">Other (requires short explanation)</td> <td style="width: 50%;">error on initial entry. corrected.</td> <td style="width: 10%;">09/06/2018 11:12 AM</td> </tr> </tbody> </table>		Comments				CTC:	Other (requires short explanation)	error on initial entry. corrected.	09/06/2018 11:12 AM
Comments											
CTC:	Other (requires short explanation)	error on initial entry. corrected.	09/06/2018 11:12 AM								
Total Accidents:	6		4								
Grand Total:	10										

4. Total Number of Vehicles		123	
		Count	Percentage
a. Total vehicles that are wheelchair accessible:		103	83.00%
b. Total vehicles that are stretcher equipped:		0	0.00%

FLCTD
Annual Operations Report
Section V: Employee Info

County: Volusia		Fiscal Year: July 1, 2017 - June 30, 2018	
Status: Ready			
Section V: Employee Information			
1. CTC and Transportation Provider Employee Information			
		Hours	
Full-Time Drivers	83	168294	
This represents a -91.67% change in the value Full-Time Drivers from last year. Possible resolution: correct the value Full-Time Drivers or add a comment to explain why this change is reasonable.		7 was changed to 83.	
		Comments	
		CTC:	Other (requires short explanation) correct from original report 09/06/2018 11:15 AM
This represents a -96.51% change in the value Full-Time Drivers Hours from last year. Possible resolution: correct the value Full-Time Drivers Hours or add a comment to explain why this change is reasonable.		6229 was changed to 168294.	
Part-Time Drivers	12	18852	
This represents a 100.00% change in the value Part-Time Drivers from last year. Possible resolution: correct the value Part-Time Drivers or add a comment to explain why this change is reasonable.		Comments	
		CTC:	Other (requires short explanation) More employees were needed to try and meet the demand for service. 09/06/2018 11:17 AM
This represents a 97.03% change in the value Part-Time Drivers Hours from last year. Possible resolution: correct the value Part-Time Drivers Hours or add a comment to explain why this change is reasonable.		Comments	
		CTC:	Other (requires short explanation) Increased drivers and hours worked. 09/06/2018 11:16 AM
Volunteer Drivers	0	0	
		Total Hours: 187146	
Maintenance Employees	9		
Dispatchers	6		
This represents a -33.33% change in the value Dispatchers from last year. Possible resolution: correct the value Dispatchers or add a comment to explain why this change is reasonable.		Resolved: 4 was changed to 6	
		Comments	
		CTC:	Other (requires short explanation) error corrected 09/06/2018 11:18 AM
Schedulers	3		
This represents a -40.00% change in the value		Comments	

Schedulers from last year.		CTC: Other (requires short explanation)		Less schedulers at this time, automation is helping with this.		09/06/2018 11:19 AM	
Possible resolution:correct the value Schedulers or add a comment to explain why this change is reasonable.							
Call Intake/Reserv./Cust. Serv.		12					
This represents a 20.00% change in the value Call Intake/Reserv./Cust. Serv. from last year.				Comments			
Possible resolution:correct the value Call Intake/Reserv./Cust. Serv. or add a comment to explain why this change is reasonable.				CTC: Increased Demand		More employees were needed.	
						09/06/2018 11:21 AM	
Other Operations Employees		1					
This represents a 100.00% change in the value Other Operations Employees from last year.				Comments			
Possible resolution:correct the value Other Operations Employees or add a comment to explain why this change is reasonable.				CTC: Other (requires short explanation)		additional employees needed	
						09/06/2018 11:22 AM	
				Hours			
Other Volunteers		0		0			
Administrative Support		26					
This represents a 44.44% change in the value Administrative Support from last year.				Comments			
Possible resolution:correct the value Administrative Support or add a comment to explain why this change is reasonable.				CTC: Increased Demand		More employees needed to manage program	
						09/06/2018 11:21 AM	
Management Employees		10					
This represents a -44.44% change in the value Management Employees from last year.				Resolved: 5 was changed to 10			
Possible resolution:correct the value Management Employees or add a comment to explain why this change is reasonable.				Comments			
				CTC: Other (requires short explanation)		initial error corrected	
						09/06/2018 11:20 AM	
Total		162					
2. Coordination Contractors Employee Information							
				Hours			
Full-Time Drivers		7		6229			
This represents a 200.00% change in the value Full-Time Drivers from last year.				24 was changed to 7.			
Possible resolution:correct the value Full-Time Drivers or add a comment to explain why this change is reasonable.				Comments			
				CTC: Other (requires short explanation)		initial entry corrected	
						09/06/2018 11:22 AM	
This represents a 565.78% change in the value Full-Time				49920 was changed to 6229.			

Drivers Hours from last year.											
Possible resolution:correct the value Full-Time Drivers Hours or add a comment to explain why this change is reasonable.											
Part-Time Drivers 42		16444									
This represents a -75.61% change in the value Part-Time Drivers from last year.		10 was changed to 42.									
Possible resolution:correct the value Part-Time Drivers or add a comment to explain why this change is reasonable.		<table border="1"> <tr> <th colspan="4">Comments</th> </tr> <tr> <td>CTC:</td> <td>Other (requires short explanation)</td> <td>additional employees needed to meet demand</td> <td>09/06/2018 11:26 AM</td> </tr> </table>		Comments				CTC:	Other (requires short explanation)	additional employees needed to meet demand	09/06/2018 11:26 AM
Comments											
CTC:	Other (requires short explanation)	additional employees needed to meet demand	09/06/2018 11:26 AM								
This represents a -91.20% change in the value Part-Time Drivers Hours from last year.		1400 was changed to 16444.									
Possible resolution:correct the value Part-Time Drivers Hours or add a comment to explain why this change is reasonable.		<table border="1"> <tr> <th colspan="4">Comments</th> </tr> <tr> <td>CTC:</td> <td>Other (requires short explanation)</td> <td>initial entry errors corrected</td> <td>09/06/2018 11:24 AM</td> </tr> </table>		Comments				CTC:	Other (requires short explanation)	initial entry errors corrected	09/06/2018 11:24 AM
Comments											
CTC:	Other (requires short explanation)	initial entry errors corrected	09/06/2018 11:24 AM								
Volunteer Drivers 0		0									
		Total Hours: 22673									
Maintenance Employees 1											
This represents a 100.00% change in the value Maintenance Employees from last year.		Resolved: 0 was changed to 1									
Possible resolution:correct the value Maintenance Employees or add a comment to explain why this change is reasonable.		<table border="1"> <tr> <th colspan="4">Comments</th> </tr> <tr> <td>CTC:</td> <td>Other (requires short explanation)</td> <td>initial errors corrected</td> <td>09/06/2018 11:25 AM</td> </tr> </table>		Comments				CTC:	Other (requires short explanation)	initial errors corrected	09/06/2018 11:25 AM
Comments											
CTC:	Other (requires short explanation)	initial errors corrected	09/06/2018 11:25 AM								
Dispatchers 1											
This represents a 100.00% change in the value Dispatchers from last year.		Resolved: 2 was changed to 1									
Possible resolution:correct the value Dispatchers or add a comment to explain why this change is reasonable.		<table border="1"> <tr> <th colspan="4">Comments</th> </tr> <tr> <td>CTC:</td> <td>Other (requires short explanation)</td> <td>initial entry corrected</td> <td>09/06/2018 11:25 AM</td> </tr> </table>		Comments				CTC:	Other (requires short explanation)	initial entry corrected	09/06/2018 11:25 AM
Comments											
CTC:	Other (requires short explanation)	initial entry corrected	09/06/2018 11:25 AM								
Schedulers 1											
This represents a 100.00% change in the value Schedulers from last year.		Resolved: 2 was changed to 1									
Possible resolution:correct the value Schedulers or add a comment to explain why this change is reasonable.		<table border="1"> <tr> <th colspan="4">Comments</th> </tr> <tr> <td>CTC:</td> <td>Other (requires short explanation)</td> <td>initial error corrected</td> <td>09/06/2018 11:26 AM</td> </tr> </table>		Comments				CTC:	Other (requires short explanation)	initial error corrected	09/06/2018 11:26 AM
Comments											
CTC:	Other (requires short explanation)	initial error corrected	09/06/2018 11:26 AM								
Call Intake/Reserv./Cust. Serv. 0											
Other Operations Employees 0											
		Hours									
Other Volunteers 0		0									
Administrative Support 7											
This represents a 600.00% change in the value		Comments									

Administrative Support from last year. Possible resolution: correct the value Administrative Support or add a comment to explain why this change is reasonable.		CTC:	Increased Demand	Increased demand for services, extra employees needed	09/06/2018 11:28 AM
Management Employees		3			
This represents a 100.00% change in the value Management Employees from last year. Possible resolution: correct the value Management Employees or add a comment to explain why this change is reasonable.		Comments CTC: Increased Demand Increased service requires more employees 09/06/2018 11:29 AM			
Total		62			
		TOTAL HOURS: 209819			

FLCTD
Annual Operations Report
Section VI: Revenue Sources

County: Volusia		Fiscal Year: July 1, 2017 - June 30, 2018	
Status: Ready			
Section VI: Financial Data			
I. Detailed Revenue and Trips Provided by Funding Source			
Revenue Source	CTC and Transportation Providers	Coordination Contractors	TOTAL REVENUES
Agency for Health Care Administration			
Medicaid Non-Emergency	\$0.00	\$0.00	\$0.00
Medicaid Non-Emergency (under fixed fee service with AHCA)	\$0.00	\$0.00	\$0.00
Agency for Persons with Disabilities			
Comm Care for Dis Adults/Aging & Adult Services	\$0.00	\$0.00	\$0.00
Developmental Services	\$0.00	\$0.00	\$0.00
Other (specify):	\$0.00	\$0.00	\$0.00
This represents a 100.00% change in the value Other (specify) CTC and Transportation Providers from last year. Possible resolution: correct the value Other (specify) CTC and Transportation Providers or add a comment to explain why this change is reasonable.		Comments	
		CTC:	Other (requires short explanation)
Agency for Workforce Innovation			
WAGES/Workforce Board	\$0.00	\$0.00	\$0.00
Other (specify):	\$0.00	\$0.00	\$0.00
Commission for the Transportation Disadvantaged			
Non-Sponsored Trip Program	\$1,303,986.00	\$0.00	\$1,303,986.00
Non-Sponsored Cap. Equip.	\$0.00	\$0.00	\$0.00
Rural Capital Equip.	\$0.00	\$0.00	\$0.00
TD Other (specify):	\$0.00	\$0.00	\$0.00
Department of Children and Families			
Alcohol, Drug Abuse & Mental Health Program	\$0.00	\$0.00	\$0.00
Family Safety & Preservation	\$0.00	\$0.00	\$0.00
Other (specify):	\$0.00	\$0.00	\$0.00
Department of Community Affairs			
Community Services	\$0.00	\$0.00	\$0.00
Other (specify):	\$0.00	\$0.00	\$0.00
Department of Education			
Carl Perkins Vocational Ed. Act	\$0.00	\$0.00	\$0.00
Division of Blind Services	\$3,404.00	\$0.00	\$3,404.00

This represents a -80.47% change in the value Division of Blind Services CTC and Transportation Providers from last year. Possible resolution: correct the value Division of Blind Services CTC and Transportation Providers or add a comment to explain why this change is reasonable.		<table border="1"> <tr> <th colspan="4">Comments</th> </tr> <tr> <td>CTC:</td> <td>Decreased Demand</td> <td>Ridership is down.</td> <td>09/06/2018 11:31 AM</td> </tr> </table>		Comments				CTC:	Decreased Demand	Ridership is down.	09/06/2018 11:31 AM	
Comments												
CTC:	Decreased Demand	Ridership is down.	09/06/2018 11:31 AM									
Vocational Rehabilitation		\$4,186.00	\$0.00	\$4,186.00								
This represents a -77.18% change in the value Vocational Rehabilitation CTC and Transportation Providers from last year. Possible resolution: correct the value Vocational Rehabilitation CTC and Transportation Providers or add a comment to explain why this change is reasonable.		<table border="1"> <tr> <th colspan="4">Comments</th> </tr> <tr> <td>CTC:</td> <td>Decreased Demand</td> <td></td> <td>09/06/2018 8:56 AM</td> </tr> </table>			Comments				CTC:	Decreased Demand		09/06/2018 8:56 AM
Comments												
CTC:	Decreased Demand		09/06/2018 8:56 AM									
Day Care Programs		\$33,180.00	\$0.00	\$33,180.00								
This represents a 100.00% change in the value Day Care Programs CTC and Transportation Providers from last year. Possible resolution: correct the value Day Care Programs CTC and Transportation Providers or add a comment to explain why this change is reasonable.		<table border="1"> <tr> <th colspan="4">Comments</th> </tr> <tr> <td>CTC:</td> <td>Item not reported last year</td> <td></td> <td>09/06/2018 8:57 AM</td> </tr> </table>			Comments				CTC:	Item not reported last year		09/06/2018 8:57 AM
Comments												
CTC:	Item not reported last year		09/06/2018 8:57 AM									
Other (specify):		\$0.00	\$0.00	\$0.00								
Department of Elder Affairs												
Older Americans Act		\$66,633.00	\$0.00	\$66,633.00								
Community Care for the Elderly		\$58,477.00	\$0.00	\$58,477.00								
This represents a 248.91% change in the value Community Care for the Elderly CTC and Transportation Providers from last year. Possible resolution: correct the value Community Care for the Elderly CTC and Transportation Providers or add a comment to explain why this change is reasonable.		<table border="1"> <tr> <th colspan="4">Comments</th> </tr> <tr> <td>CTC:</td> <td>Increased Demand</td> <td></td> <td>09/06/2018 8:57 AM</td> </tr> </table>			Comments				CTC:	Increased Demand		09/06/2018 8:57 AM
Comments												
CTC:	Increased Demand		09/06/2018 8:57 AM									
Other (specify):		\$0.00	\$0.00	\$0.00								
This represents a 100.00% change in the value Other (specify) CTC and Transportation Providers from last year. Possible resolution: correct the value Other (specify) CTC and Transportation Providers or add a comment to explain why this change is reasonable.		<table border="1"> <tr> <th colspan="4">Comments</th> </tr> <tr> <td>CTC:</td> <td>Other (requires short explanation)</td> <td>Day Care Programs Revenues were reported under this line last year</td> <td>09/06/2018 8:58 AM</td> </tr> </table>			Comments				CTC:	Other (requires short explanation)	Day Care Programs Revenues were reported under this line last year	09/06/2018 8:58 AM
Comments												
CTC:	Other (requires short explanation)	Day Care Programs Revenues were reported under this line last year	09/06/2018 8:58 AM									
Department of Health												
Children's Medical Services		\$0.00	\$0.00	\$0.00								

Office of Disability Deter.	\$84,102.00	\$0.00	\$84,102.00
<p>This represents a 5954.86% change in the value Office of Disability Deter. CTC and Transportation Providers from last year.</p> <p>Possible resolution:correct the value Office of Disability Deter. CTC and Transportation Providers or add a comment to explain why this change is reasonable.</p>	Comments		
	CTC:	Increased Demand	and Increased Cost 09/06/2018 8:58 AM
County Public Health Unit	\$0.00	\$0.00	\$0.00
Other (specify):	\$0.00	\$0.00	\$0.00
Department of Juvenile Justice			
(specify):	\$0.00	\$0.00	\$0.00
Department of Transportation			
49 USC 5307 (Section 9)	\$1,345,662.00	\$0.00	\$1,345,662.00
49 USC 5310 (Section 16)	\$0.00	\$0.00	\$0.00
49 USC 5311 (Section 18)	\$300,544.00	\$0.00	\$300,544.00
490USC 5311(f) (Section 18i)	\$0.00	\$0.00	\$0.00
Block Grant	\$0.00	\$0.00	\$0.00
Service Development	\$0.00	\$0.00	\$0.00
Commuter Assistance Program	\$0.00	\$0.00	\$0.00
Other DOT (Specify):	\$0.00	\$0.00	\$0.00
Local Government			
School Board Service	\$0.00	\$0.00	\$0.00
Complementary ADA Service	\$2,501,806.00	\$0.00	\$2,501,806.00
<p>This represents a -28.28% change in the value Complementary ADA Service CTC and Transportation Providers from last year.</p> <p>Possible resolution:correct the value Complementary ADA Service CTC and Transportation Providers or add a comment to explain why this change is reasonable.</p>	Comments		
	CTC:	Increased Demand	This number represents what we use to cover the cost of services that were not billable, due to the increase in ridership and price per trip for Department of Elder Affairs and ADI this number amount decreased from previous years 09/06/2018 8:59 AM
County Cash	\$0.00	\$0.00	\$0.00
County In-Kind	\$0.00	\$0.00	\$0.00
City Cash	\$0.00	\$0.00	\$0.00
City In-Kind	\$0.00	\$0.00	\$0.00
Other Cash (specify):	\$0.00	\$0.00	\$0.00
Other In-Kind (specify):	\$0.00	\$0.00	\$0.00
Local Non-Government			
Farebox	\$482,610.00	\$0.00	\$482,610.00
Donations, Contributions	\$0.00	\$0.00	\$0.00
In-Kind Services	\$0.00	\$0.00	\$0.00
Other Non-Government	\$52,143.00	\$295,558.00	\$347,701.00
This represents a 84.04% change in the value Other		Comments	

Non-Government CTC and Transportation Providers from last year. Possible resolution: correct the value Other Non-Government CTC and Transportation Providers or add a comment to explain why this change is reasonable.		CTC: Other (requires short explanation)	This is the amount of the grant that was awarded to us by the TD	09/06/2018 8:59 AM								
Other Federal or State Programs												
(specify): Headstart	\$8,211.00	\$0.00	\$8,211.00									
This represents a -72.55% change in the value (specify) CTC and Transportation Providers from last year. Possible resolution: correct the value (specify) CTC and Transportation Providers or add a comment to explain why this change is reasonable.		<table border="1"> <tr> <th colspan="4">Comments</th> </tr> <tr> <td>CTC:</td> <td>Other (requires short explanation)</td> <td>Billing issues throughout the year</td> <td>09/06/2018 9:00 AM</td> </tr> </table>			Comments				CTC:	Other (requires short explanation)	Billing issues throughout the year	09/06/2018 9:00 AM
Comments												
CTC:	Other (requires short explanation)	Billing issues throughout the year	09/06/2018 9:00 AM									
(specify):	\$0.00	\$0.00	\$0.00									
(specify):	\$0.00	\$0.00	\$0.00									
GRAND TOTAL:	\$6,244,944.00	\$295,558.00	\$6,540,502.00									

FLCTD
Annual Operations Report
Section VII: Expense Sources

County: Volusia		Fiscal Year: July 1, 2017 - June 30, 2018									
Status: Ready											
Section VII: Financial Data											
2. Expense Sources											
Expense Item	Community Transportation Coordinator	Coordination Contractor	TOTAL EXPENSES								
Labor (501):	\$2,223,372.00	\$0.00	\$2,223,372.00								
Fringe Benefits (502):	\$890,737.00	\$0.00	\$890,737.00								
This represents a -32.70% change in the value Fringe Benefits (502) Community Transportation Coordinator from last year. Possible resolution: correct the value Fringe Benefits (502) Community Transportation Coordinator or add a comment to explain why this change is reasonable.			<table><tr><th colspan="4">Comments</th></tr><tr><td>CTC:</td><td>Other (requires short explanation)</td><td>unsure how this was calculated in previous fiscal years. This number matches our expense reports for paratransit</td><td>09/06/2018 9:02 AM</td></tr></table>	Comments				CTC:	Other (requires short explanation)	unsure how this was calculated in previous fiscal years. This number matches our expense reports for paratransit	09/06/2018 9:02 AM
Comments											
CTC:	Other (requires short explanation)	unsure how this was calculated in previous fiscal years. This number matches our expense reports for paratransit	09/06/2018 9:02 AM								
Services (503):	\$1,655,645.00	\$0.00	\$1,655,645.00								
This represents a 280.34% change in the value Services (503) Community Transportation Coordinator from last year. Possible resolution: correct the value Services (503) Community Transportation Coordinator or add a comment to explain why this change is reasonable.			<table><tr><th colspan="4">Comments</th></tr><tr><td>CTC:</td><td>Increased Cost</td><td>The cost of contracted services went up-the cost to contract out the paratransit transportation</td><td>09/06/2018 9:02 AM</td></tr></table>	Comments				CTC:	Increased Cost	The cost of contracted services went up-the cost to contract out the paratransit transportation	09/06/2018 9:02 AM
Comments											
CTC:	Increased Cost	The cost of contracted services went up-the cost to contract out the paratransit transportation	09/06/2018 9:02 AM								
Materials and Supplies Cons. (504):	\$965,982.00	\$0.00	\$965,982.00								
Utilities (505):	\$22,826.00	\$0.00	\$22,826.00								
This represents a 27.84% change in the value Utilities (505) Community Transportation Coordinator from last year. Possible resolution: correct the value Utilities (505) Community Transportation Coordinator or add a comment to explain why this change is reasonable.			<table><tr><th colspan="4">Comments</th></tr><tr><td>CTC:</td><td>Other (requires short explanation)</td><td>Not sure how this number was configured historically-this is a percentage of the overall cost for the year and will be calculated the in the same manner in the future</td><td>09/06/2018 9:03 AM</td></tr></table>	Comments				CTC:	Other (requires short explanation)	Not sure how this number was configured historically-this is a percentage of the overall cost for the year and will be calculated the in the same manner in the future	09/06/2018 9:03 AM
Comments											
CTC:	Other (requires short explanation)	Not sure how this number was configured historically-this is a percentage of the overall cost for the year and will be calculated the in the same manner in the future	09/06/2018 9:03 AM								
Casualty and Liability (506):	\$104,560.00	\$0.00	\$104,560.00								
This represents a 80.17% change in the value Casualty and Liability (506) Community Transportation Coordinator from last year. Possible resolution: correct the value Casualty and Liability (506) Community Transportation Coordinator or add a comment to explain why this change is reasonable.			<table><tr><th colspan="4">Comments</th></tr><tr><td>CTC:</td><td>Other (requires short explanation)</td><td>The increased cost this fiscal year is due to when the actual expenses hit</td><td>09/06/2018 9:03 AM</td></tr></table>	Comments				CTC:	Other (requires short explanation)	The increased cost this fiscal year is due to when the actual expenses hit	09/06/2018 9:03 AM
Comments											
CTC:	Other (requires short explanation)	The increased cost this fiscal year is due to when the actual expenses hit	09/06/2018 9:03 AM								

			short explanation)	during the state calendar year vs insurance billing year	9:03 AM
Taxes (507):	\$0.00	\$0.00	\$0.00		
This represents a 100.00% change in the value Taxes (507) Community Transportation Coordinator from last year. Possible resolution: correct the value Taxes (507) Community Transportation Coordinator or add a comment to explain why this change is reasonable.			Comments		
			CTC:	Item overstated last year	Votran does not pay taxes-this has been misreported historically 09/06/2018 9:03 AM
Purchased Transportation Services (508)					
Bus Pass Expenses:	\$7,913.00	\$0.00	\$7,913.00		
School Bus Expenses:	\$0.00	\$0.00	\$0.00		
Other:	\$0.00	\$295,558.00	\$295,558.00		
This represents a 100.00% change in the value Other Coordination Contractor from last year. Possible resolution: correct the value Other Coordination Contractor or add a comment to explain why this change is reasonable.			Comments		
			CTC:	Other (requires short explanation)	This should have been reported in Contracted Transportation Operators 09/06/2018 9:03 AM
Miscellaneous (509):	\$0.00	\$0.00	\$0.00		
Interest (511):	\$0.00	\$0.00	\$0.00		
Leases and Rentals (512):	\$0.00	\$0.00	\$0.00		
Annual Depreciation (513):	\$0.00	\$0.00	\$0.00		
Contributed Services (530):	\$0.00	\$0.00	\$0.00		
Allocated Indirect Expenses:	\$373,909.00	\$0.00	\$373,909.00		
This represents a 100.00% change in the value Allocated Indirect Expenses Community Transportation Coordinator from last year. Possible resolution: correct the value Allocated Indirect Expenses Community Transportation Coordinator or add a comment to explain why this change is reasonable.			Comments		
			CTC:	Item not reported last year	This was not reported over the last several years and should have been, this will be reported in the future as is appropriate 09/06/2018 9:03 AM
GRAND TOTAL:	\$6,244,944.00	\$295,558.00	\$6,540,502.00		

Votran Annual Operating Report – Significant Changes and Update to Local Coordinating Board

The following serves as an update to the Local Coordinating Board (LCB) on the Annual Operating Report (AOR) submitted to the Florida Commission for the Transportation Disadvantaged (CTD) for Fiscal Year (FY) 2017-2018.

Passenger Trip Info

- The number of daily trip tickets purchased increased 25% compared to last year.
- The number of weekly passes purchased increased 155% compared to last year.
 - *It is unclear why there is such a variance from the previous year. Ridership has increased overall and additional service has been provided.*
- The number of School Board trips decreased 78% compared to last year.
 - *The School Board did not pay for bus trips as it has in the past; possible due to budgetary changes or the improved economy.*
- Florida Department of Transportation (FDOT)-funded trips decreased 35% compared to last year.
 - *The ridership for the rural area is down overall; the assumption is this is due to lower fuel prices and increased employment.*
- Other federal program trips decreased 78% compared to last year.
 - *Headstart-ridership and funding are down overall.*
- Medical purpose trips increased 22% compared to last year.
 - *Votran no longer participates with Medwaiver.*
 - *Paratransit demand is up overall.*
- Employment purpose trips increased 31% compared to last year.
- Total complaints decreased by 6% while total commendations increased by 8%.

Vehicle Info

- The total number of vehicle and revenue miles remained consistent between last FY and this FY, as well as the distribution of revenue miles and vehicle miles between the CTC, Coordination Contractors, and Transportation Providers.
 - The CTC accounted for around 61% of total vehicle and revenue miles, Transportation Providers accounted for 31% of vehicle and revenue miles, and Coordination Contractors accounted for around 8% of vehicle and revenue miles this FY.
- The number of chargeable total accidents (person only) increased from 1 to 3 this year, while non-chargeable total accidents (person only) decreased from 4 to 3 this year.
 - *There was an error when initially entered last year, which has been corrected.*

- The number of chargeable total accidents (vehicle only) decreased from 4 to 2 this year.
- The grand total of accidents decreased from 15 in FY 2016-2017 to 10 this FY.

Employee Information

- The number of part-time drivers increased 100% compared to last year – from 6 to 12.
 - *More employees were needed to try and meet the demand for service.*
- The number of schedulers decreased from 5 in FY 2016-2017 to 3 in FY 2017-2018, or approximately 40%.
 - *Less schedulers at this time, as automation is helping with this need.*
- The number of call intake/reservations/customer service employees increased from 10 to 12, or by 20%, compared to last year.
 - *More employees were needed.*
- The number of administrative support employees for Coordination Contractors increased from 1 in FY 2016-2017 to 7 in this year, an increase of 600%.
 - *Increased demand for services, extra employees needed.*

Revenue Sources

- Revenue from the Department of Education's (DOE) Department of Blind Services decreased from \$17,431 in FY 2016-2017 to \$3,404 this year. And revenue from Vocational Rehabilitation decreased from \$18,344 in FY 2016-2017 to \$4,186 this year – a decrease of approximately 80% for each revenue streams.
 - *Ridership is down.*
- Revenue from the DOE's Day Care Programs increased from \$0 in FY 2016-2017 to \$33,180 this year.
 - *This revenue source was not reported last year.*
- Revenue from the Department of Elder Affairs' Community Care for the Elderly increased from \$16,760 in FY 2016-2017 to \$58,477 this year, an increase of 249%.
 - *This is a result of increased demand.*
- Revenue from the Department of Health's Office of Disability Determination increased from \$1,389 in FY 2016-2017 to \$84,102 this year, an increase of nearly 6000%.
 - *This is a result of increased demand and costs.*
- Revenue from Local Government's Complementary ADA Service decreased from \$3,488,197 in FY 2016-2017 to \$2,501,806 this year, a decrease of nearly 29%.
 - *This number represents what we use to cover the cost of services that were not billable, due to the increase in ridership and price per trip for Department of Elder Affairs and ADA this number amount decreased from previous years.*
- A grant was awarded by the TD Commission for \$52,143 this year, categorized under Other Local Non-Government revenues.

- Revenue from the Head Start program decreased from \$29,917 in FY 2016-2017 to \$8,211 this year, a decrease of 73%.
 - *This decline is a result of billing issues throughout the year.*

Expense Sources

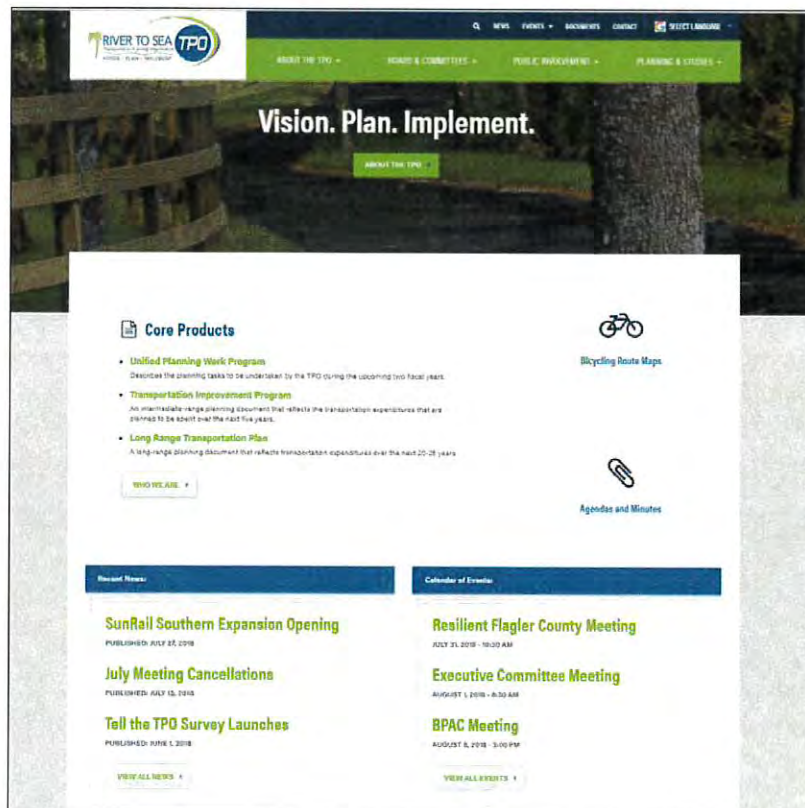
- Fringe Benefits (502) expenses decreased from \$1,323,536 in FY 2016-17 to \$890,737 this year, a decrease of 33%.
 - *Votran is unsure how this was calculated in previous fiscal years. This number matches our expense reports for paratransit.*
- Services (503) expenses increased from \$435,308 in FY2016-2017 to \$1,655,645 this year, an increase of 280%.
 - *The cost of contracted paratransit services increased.*
- Utilities (505) expenses increased from \$17,855 in FY 2016-2017 to \$22,826 this year, an increase of 28%.
 - *Votran is not sure how this number was configured historically. This is a percentage of the overall cost for the year and will be calculated in the same manner in the future.*
- Casualty and Liability (506) expenses increased from \$58,034 in FY 2016-2017 to \$104,560 compared to last year, an increase of 80%.
 - *The increased cost this fiscal year is due to when the actual expenses hit during the state calendar year vs insurance billing year.*
- Taxes (507) expenses decreased from \$6,954 in FY 2016-2017 to \$0 this year.
 - *Votran does not pay taxes and this has been misreported historically.*
- Allocated indirect expenses increased from \$0 in FY 2016-2017 to \$373,909 this year.
 - *This was not reported over the last several years and should have been, this will be reported in the future as is appropriate.*



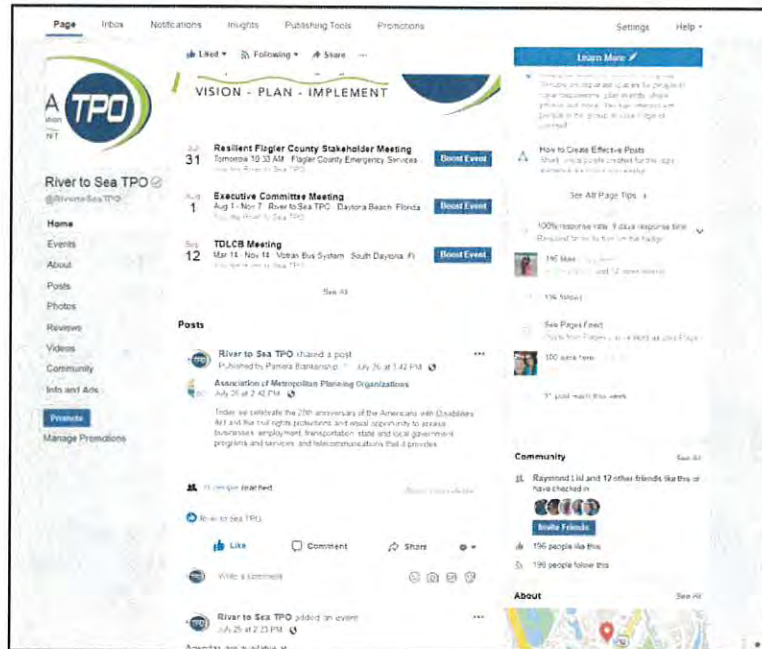
RIVER TO SEA TPO PUBLIC OUTREACH SUMMARY FOR FISCAL YEAR (FY) 2017-2018

INTERNET-BASED ACTIVITIES:

WEBSITE: THE RIVER TO SEA TPO HAS A WEBSITE, WWW.R2CTPO.ORG, WHICH SHOWCASES AGENDAS, MINUTES, TITLE VI INFORMATION, A CALENDAR OF EVENTS, PLANS, STUDIES, DOCUMENTS, NEWS AND PRESS RELEASES, AS WELL AS INFORMATION ON THE BICYCLE/PEDESTRIAN PROGRAM. DURING THE PERIOD OF JULY 1, 2017 THROUGH JUNE 30, 2018, THERE WERE A TOTAL OF 8,239 VISITS TO THE RIVER TO SEA TPO WEBSITE; THERE WERE 7,002 UNIQUE VISITORS TO THE WEBSITE.



FACEBOOK: THE RIVER TO SEA TPO PUBLISHED AND A MAINTAINED A FACEBOOK PAGE THAT WAS ACTIVE DURING THE PERIOD OF FY 2017/18. THE RIVER TO SEA TPO FACEBOOK PAGE RECEIVED 196 “LIKES” AND 100 “CHECK-INS” DURING THAT TIME. AT A MINIMUM, POSTS WERE MADE ON A BI-WEEKLY BASIS AND INCLUDED MEETING ANNOUNCEMENTS AND NEWS OF INTEREST TO THE FAN BASE. SOME INDIVIDUAL POSTS REACHED UPWARDS OF 1,000 PEOPLE. THE MAJORITY OF POSTS REACHED BETWEEN 20 AND 450 PEOPLE.



TWITTER: THE RIVER TO SEA TPO MAINTAINED A TWITTER PAGE DURING THE 2018 “TELL THE TPO” SURVEY CAMPAIGN. THE TWITTER ACCOUNT, @TELLTHETPO, TWEETED MORE THAN 50 TIMES DURING THE TWO-MONTH SURVEY PERIOD RESULTING IN MORE THAN 42,165 TWEET “IMPRESSIONS,” OR THE NUMBER OF TIMES USERS SAW THE POSTS ON TWITTER.



TPO MASTER DATABASE, EMAIL CONTACT LIST AND PUBLIC OUTREACH LOGS:

MASTER DATABASE/EMAIL CONTACT LIST: THE RIVER TO SEA TPO HAS A MASTER EMAIL DATABASE WHICH CONTAINS CONTACT INFORMATION (EMAIL ADDRESSES) FOR 1,925 PEOPLE AND ORGANIZATIONS. THE TPO ALSO MAINTAINS A MASTER MAILING DATABASE WHICH CONTAINS 1,655 PEOPLE AND ORGANIZATIONS AND THEIR MAILING INFORMATION.

PUBLIC OUTREACH LOGS: EACH RIVER TO SEA TPO EMPLOYEE KEEPS A LOG OF ALL CONTACTS WITH THE PUBLIC. THE INFORMATION CONTAINED IN EACH LOG INCLUDES THE PERSON'S NAME, CONTACT INFORMATION, FORM OF CONTACT, THEIR REQUEST AND ANY FOLLOW UP PROVIDED. THERE WERE OVER 200 INDIVIDUAL PUBLIC INVOLVEMENT CONTACTS IN FY 2017/18.

DATE:	CONTACT INFORMATION:	TYPE OF CONTACT:	REASON:	ACTION/FOLLOW UP:
2/6/17	Karl Higgins	Email	Wrote to call 8 reasons for TPO website	Asked for the reasons for not registered that because it was a private issue that it was not applicable to our website
2/8/17	Angelle Ryan	Email	Wrote to give info on links on our website	Explained to her needed to be transportation related
2/8/17	Frank Miller	In person	Discussed outreach for the TPO and the short-term work that the North Florida TPO is working on NPS	No follow up needed
2/8/17	Daisy Justice	Phone	Requested to reserve conference room for LWWC meeting	Agreed but informed her we would be moving to April
2/16/17	Samuel Park & Wade Lett Ribbon Cutting	In person	Discussed TPO activities with business people - @ group	No follow up needed
2/16/17	Peers with Collier VFC	Phone	Requested information on our website design	Provided the information to him
2/16/17	Peter Higgins	Email	Provided a document for review to place on website	Reviewed the document and informed him it would not be appropriate to put on TPO website because it is a UK response and the information does not apply to the USA

PUBLIC MEETINGS AND HEARINGS:

TRANSPORTATION DISADVANTAGED LOCAL COORDINATING BOARD (TDLCB) PUBLIC HEARING: THE TDLCB HELD AN ANNUAL TRANSPORTATION DISADVANTAGED PUBLIC HEARING ON NOVEMBER 8, 2017 FOLLOWING THE TDLCB MEETING. PUBLIC COMMENTS WERE RECEIVED FROM THREE PEOPLE AT THE HEARING WHICH WAS ATTENDED BY TEN PEOPLE.

RIVER TO SEA TPO BOARD RETREAT: THE RIVER TO SEA TPO HELD ITS ANNUAL RETREAT ON MARCH 23, 2018 IN COORDINATION WITH THE VOLUSIA COUNTY ASSOCIATION FOR RESPONSIBLE DEVELOPMENT (VCARD). THE RETREAT FOCUSED ON THE FUTURE OF TRANSPORTATION TECHNOLOGY. MORE THAN 125 MEMBERS OF THE RIVER TO SEA TPO BOARD, COMMITTEES, ELECTED OFFICIALS, GOVERNMENT STAFF, MEMBERS OF THE PUBLIC, CONSULTANTS AND NEWS MEDIA ATTENDED THIS EVENT WHICH WAS SCHEDULED FROM 9:00 A.M. TO 12:00 A.M. AT THE BRANNON CIVIC CENTER IN NEW SMYRNA BEACH. FOUR AUTONOMOUS VEHICLES WERE ON DISPLAY INCLUDING A FULLY AUTONOMOUS TESLA. TEST RIDES WERE PROVIDED TO DEMONSTRATE THE FEATURES OF THIS VEHICLE. ALSO ON DISPLAY WERE A CHEVY CAMARO ECOCAR, MARITIME ROBOTX BOAT AND A FULLY AUTONOMOUS FORD ESCAPE. A FOLLOW-UP SURVEY WAS DISTRIBUTED TO COLLECT FEEDBACK ON THE RETREAT. TWENTY-NINE RESPONSES WERE RECEIVED AND THE OVERALL RETREAT WAS RANKED A 9 OUT OF 10.

TRANSPORTATION IMPROVEMENT PROGRAM (TIP); 2018 TRANSPORTATION PRIORITY PROJECT LISTS; AND FY 2018/19 AND 2019/20 UNIFIED PLANNING WORK PROGRAM (UPWP): WHILE ALL RIVER TO SEA TPO MEETINGS ARE OPEN TO THE PUBLIC AND TIME FOR COMMENT IS SCHEDULED, THE TPO FORMALLY ANNOUNCED VIA LEGAL ADVERTISEMENTS THE AVAILABILITY OF THE FOLLOWING THREE DOCUMENTS FOR PUBLIC REVIEW AND COMMENT: THE FY 2018/19 – 2022/23 TRANSPORTATION IMPROVEMENT PROGRAM (TIP), THE 2018 TRANSPORTATION PRIORITY PROJECT LISTS AND THE FY 2018/19 AND 2019/20 UNIFIED PLANNING WORK PROGRAM (UPWP). THERE WERE NO PUBLIC COMMENTS RECEIVED ON THESE DOCUMENTS.

SR 44 @ MISSION RD/WALLACE DR/CANAL ST ALTERNATIVE INTERSECTION ANALYSIS DESIGN STUDY
PUBLIC MEETINGS: ON JULY 11, AUGUST 31, AND OCTOBER 3, 2017, THREE PUBLIC MEETINGS WERE HELD TO SOLICIT PUBLIC AND BUSINESS INPUT ON THE INTERSECTIONS AT SR 44 AND MISSION ROAD, WALLACE DRIVE AND CANAL STREET IN NEW SMYRNA BEACH. THE MEETINGS WERE HELD IN THE NEW SMYRNA BEACH CITY COMMISSION CHAMBERS. MORE THAN 85 PEOPLE ATTENDED THESE THREE MEETINGS.

PRINTED MATERIALS, PROMOTIONAL ITEMS AND RELEVANT DOCUMENTS:

VOLUSIA COUNTY BICYCLING MAP FOR THE EXPERIENCED CYCLIST: THE RIVER TO SEA TPO PRODUCED THE FIRST COUNTYWIDE BICYCLING MAP FOR THE EXPERIENCED CYCLIST CONSISTING OF BICYCLE ROUTES THROUGHOUT VOLUSIA COUNTY. THE MAP WAS DEVELOPED IN COOPERATION WITH THE FLORIDA BICYCLE ASSOCIATION, FLORIDA FREEWHEELERS BICYCLE CLUB, BIKE FLORIDA, INC. AND LOCAL GOVERNMENTS IN VOLUSIA COUNTY. THIS MAP IS MADE AVAILABLE AT KIOSKS IN THE VOLUSIA COUNTY PARKS, THE OFFICE OF THE WEST VOLUSIA ADVERTISING AUTHORITY AS WELL AS THE DAYTONA BEACH CHAMBER OF COMMERCE AND THE DAYTONA BEACH/PORT ORANGE CHAMBER OF COMMERCE. THE MAP IS HANDED OUT AT EVENTS THAT THE TPO PARTICIPATES IN AND IS ALSO AVAILABLE THROUGH DIRECT REQUEST. APPROXIMATELY 500 BICYCLE MAPS WERE DISTRIBUTED IN FY 2017/18. THE MAP IS CURRENTLY UNDERGOING AN UPDATE TO INCLUDE BOTH VOLUSIA AND FLAGLER COUNTIES AND ADD SUITABILITY LEVELS FOR CYCLISTS; THE NEW MAP WILL BE TITLED “THE RIVER TO SEA TPO BICYCLE SUITABILITY MAP”. THIS UPDATE IS EXPECTED TO BE COMPLETED IN THE LATE SUMMER/EARLY FALL OF 2018.

VOLUSIA TPO WALK & RIDE DVD: THE VOLUSIA TPO WALK & RIDE DVD GIVES TIPS TO BICYCLISTS AND PEDESTRIANS ON THE RULES OF THE ROAD. THE DVD IS PROVIDED TO THE VOLUSIA COUNTY SCHOOL SYSTEM AND HANDED OUT AT THE EVENTS THE TPO PARTICIPATES IN AS WELL AS THROUGH DIRECT REQUEST. THE WALK AND RIDE BICYCLE & PEDESTRIAN SAFETY VIDEO IS A TPO PROJECT FUNDED BY THE FLORIDA SAFE ROUTES TO SCHOOL PROGRAM AND PRODUCED BY WDSC-TV CHANNEL 15. THE VIDEO AND ACCOMPANYING PUBLIC SERVICE ANNOUNCEMENTS PROMOTE SAFE PRACTICES FOR WALKING AND BIKING. ENGLISH AND SPANISH VERSIONS OF THE VIDEO ARE AVAILABLE. THE WALK AND RIDE BICYCLE & PEDESTRIAN SAFETY VIDEO WAS SELECTED FOR A BRONZE TELLY AWARD IN 2010. APPROXIMATELY 300 WALK AND RIDE DVDs WERE DISTRIBUTED IN FY 2017/18.

BICYCLE SAFETY CAR DECALS: THE BICYCLE SAFETY AWARENESS DECAL (IT’S THE LAW DECAL) WAS DEVELOPED BY THE RIVER TO SEA TPO AND PROMOTES FLORIDA STATUTE 316.083 (1) – A STATUTE THAT STATES THE DRIVER OF A VEHICLE PASSING A BICYCLE OR OTHER NON-MOTORIZED VEHICLE MUST PASS THE

BICYCLE OR OTHER NON-MOTORIZED VEHICLE AT A DISTANCE OF AT LEAST THREE (3) FEET. DECALS ARE DISPLAYED PUBLIC AND PRIVATE VEHICLES ALIKE. THE RIVER TO SEA TPO DISTRIBUTED APPROXIMATELY 400 BICYCLE SAFETY CAR DECALS IN FY 2017/18.

TPO SCRAPBOOK: THE RIVER TO SEA TPO KEEPS A SCRAPBOOK OF RELEVANT NEWS ARTICLES, PRESS RELEASES AND LEGAL ADS THAT ARE OF INTEREST TO THE TPO OR THE TPO IS REFERENCED IN. IN THE FY 2017/18 RIVER TO SEA TPO SCRAPBOOK, THERE WERE A TOTAL OF 80 NEWSPAPER ARTICLES PUBLISHED MENTIONING THE RIVER TO SEA TPO AND 16 LEGAL ADS/PRESS RELEASES ISSUED.

PROJECT WORKSHOPS, COMMUNITY PRESENTATIONS AND EVENTS:

SUMMER SCHOOL BICYCLE HELMET FITTINGS: THE RIVER TO SEA TPO CONDUCTS BICYCLE SAFETY AWARENESS PROGRAMS THAT INCLUDE FITTING AND DONATING BICYCLE HELMETS. BICYCLE HELMETS ARE PURCHASED BY THE RIVER TO SEA TPO AND AWARDED BY THE BICYCLE HELMET PROMOTION GRANT FROM THE FLORIDA'S PEDESTRIAN AND BICYCLING SAFETY RESOURCE CENTER. EACH SUMMER, THE BICYCLE HELMETS ARE FITTED AND DONATED TO A NUMBER OF CHILDREN IN VOLUSIA AND FLAGLER COUNTY SCHOOLS. DURING THE 2017/18 YEAR, THE RIVER TO SEA TPO STAFF WENT TO THE FOLLOWING SCHOOLS, GAVE A PRESENTATION ON BICYCLE AND PEDESTRIAN SAFETY AND PROPERLY FIT AND DONATED HELMETS:

JULY 6, 2017: PINE TRAIL ELEMENTARY SCHOOL – 33 HELMETS FITTED

JULY 17-18, 2017: FLAGLER COUNTY SUMMER SCHOOL PROGRAM – 265 HELMETS FITTED

JUNE 7, 2018: SPIRIT ELEMENTARY SCHOOL – 53 HELMETS FITTED

JUNE 21, 2018: PORT ORANGE ELEMENTARY SCHOOL – 50 HELMETS FITTED

JUNE 28, 2018: OSTEEN ELEMENTARY SCHOOL – 54 HELMETS FITTED

VCARD ICEBREAKER: ON SEPTEMBER 28, 2017, THE RIVER TO SEA TPO STAFF ATTENDED AND STAFFED A DISPLAY BOOTH AT THE VCARD ICEBREAKER. THE BOOTH WAS GEARED TOWARDS PROJECTS IN THE TPO'S PLANNING AREA.

PORT ORANGE FAMILY DAYS: PORT ORANGE FAMILY DAYS IS AN AREA-WIDE COMMUNITY EVENT THAT DRAWS CLOSE TO 60,000 PEOPLE OVER THREE DAYS. THE RIVER TO SEA TPO PARTICIPATED IN PORT ORANGE FAMILY DAYS ON SEPTEMBER 30, 2017; APPROXIMATELY 196 HELMETS WERE PROPERLY FITTED AND DONATED DURING THIS EVENT AS WELL AS A LARGE NUMBER OF PROMOTIONAL ITEMS DISTRIBUTED.

INTERNATIONAL WALK TO SCHOOL DAY: THE RIVER TO SEA TPO PARTICIPATED IN WALK TO SCHOOL DAY ON OCTOBER 4, 2017 AT INDIAN RIVER ELEMENTARY SCHOOL AND PALM TERRACE ELEMENTARY SCHOOL. THIS EVENT CELEBRATES THE JOYS OF WALKING AND OPENS THE EYES OF STUDENTS, FAMILIES, SCHOOL AND COMMUNITY LEADERS AND PARTNERS IN SEEING THE POSSIBILITIES FOR WALKING TO SCHOOL EVERY DAY. THE TPO STAFF WALKED WITH THE KIDS FROM A DESIGNATED LOCATION TO THE SCHOOL.

LOADS OF SMILES PEDIATRIC CARE CENTER: THE TPO ATTENDED SAFETY DAY AT THE PEDIATRIC CARE CENTER IN DAYTONA BEACH. A PRESENTATION ON BICYCLE & PEDESTRIAN SAFETY WAS GIVEN TO MORE THAN 50 CHILDREN AND ADULTS; 18 HELMETS WERE FITTED FOR MEDICALLY AND MENTALLY-CHALLENGED CHILDREN.

WHITE CANE AND PEDESTRIAN SAFETY DAY: ON OCTOBER 26, 2017, THE TPO PARTICIPATED IN WHITE CANE AND PEDESTRIAN SAFETY DAY. THIS INCLUDED PARTICIPATING IN THE WHITE CANE CHALLENGE; FOR THE CHALLENGE, EACH PARTICIPANT WAS BLINDFOLDED AND LED THROUGH CROSSWALKS ON ALL FOUR LEGS OF AN INTERSECTION BY A GUIDE. THIS YEAR'S EVENT WAS HELD AT THE INTERSECTION OF BEVILLE AND NOVA ROADS IN DAYTONA BEACH.

ST. JOHNS RIVER TO SEA LOOP SUMMIT: THIS THREE DAY EVENT, ON OCTOBER 26-28, 2017, CELEBRATED THE PROMISE OF THE LOOP AND EMPHASIZED THE CONTINUING PROCESS AND PARTNERSHIPS REQUIRED TO FULFILL THAT PROMISE. THE EVENTS SPANNING THREE DAYS INCLUDED A STAKEHOLDER MEETING, COMMUNITY OUTREACH AND BIKE RIDE AND RODEO. THE TPO PARTICIPATED IN THE PLANNING OF THIS EVENT AS WELL AS IN THE SUMMIT CELEBRATION HELD ON OCTOBER 28, 2017 BY STAFFING A TABLE, PROVIDING SAFETY AND PROMOTIONAL ITEMS AND FITTING AND DONATING 51 BICYCLE HELMETS TO ADULTS AND CHILDREN.

VOLUSIA COUNTY GEOGRAPHICAL INFORMATION SYSTEMS (GIS) DAY: THE RIVER TO SEA TPO PARTICIPATED IN GIS DAY ON NOVEMBER 15, 2017 AND PROVIDED A TABLE DISPLAY OF THE TPO'S DRAFT BICYCLE AND PEDESTRIAN MASTER PLAN MAPS AS WELL AS PROMOTIONAL ITEMS AND INFORMATION.

DALE AVENUE SUN TRAIL RIBBON CUTTING: ON NOVEMBER 18, 2018, THE TPO ATTENDED THE RIBBON CUTTING OF THE EDGEWATER DALE AVENUE SUN TRAIL – THE FIRST SUN TRAIL FUNDED PROJECT TO BE CONSTRUCTED IN FLORIDA.

LIGHT UP MIDTOWN HEALTH FAIR: THE RIVER TO SEA TPO HAD A BOOTH AT THE LIGHT UP MIDTOWN HEALTH FAIR AND FIT AND DONATED 110 HELMETS AS WELL AS GIVING AWAY SAFETY PROMOTIONAL ITEMS.

ANNUAL TPO TOY DRIVE AND HOLIDAY OPEN HOUSE: DURING THE MONTH OF DECEMBER, THE TPO HELD A TOY DRIVE FOR THE CHILDREN'S HOME SOCIETY OF FLAGLER AND VOLUSIA. THE TOY DRIVE CONCLUDED WITH A HOLIDAY OPEN HOUSE HELD BY THE TPO; MORE THAN 24 PEOPLE ATTENDED AND PROVIDED TOYS AND DONATIONS DURING THE OPEN HOUSE. UPWARDS OF 75 TOYS WERE DONATED AS A RESULT OF THIS OUTREACH.

TPO BUSINESS COMMUNITY PRESENTATIONS: THE TPO STAFF GAVE A NUMBER OF PRESENTATIONS TO THE BUSINESS COMMUNITY THROUGHOUT THE FY 17/18 YEAR. SOME OF THESE PRESENTATIONS INCLUDED: DELTONA CITY COMMISSION; DELAND ROTARY CLUB; ROTARY CLUB OF DAYTONA BEACH; DAYTONA BEACH ECONOMIC DEVELOPMENT ADVISORY BOARD; FLORIDA SCENIC HIGHWAYS PROGRAM STATEWIDE MEETING; VOLUSIA COUNTY AND FLAGLER COUNTY LEGISLATIVE DELEGATIONS; FLAGLER COUNTY CHAMBER; AND ONE VOICE FOR VOLUSIA.

TRANSPORTATION DISADVANTAGED (TD) LEGISLATIVE AWARENESS DAY: ONE FEBRUARY 14, 2018, THE TPO STAFF, ALONG WITH MEMBERS OF THE TPO'S TRANSPORTATION DISADVANTAGED LOCAL COORDINATING BOARD (TDLCB) AND VOTRAN TRAVELLED TO TALLAHASSEE FOR TD AWARENESS DAY TO SPEAK WITH LEGISLATORS REGARDING TD ISSUES AND CONCERNS.

“Not So Noisy” Bike Fair: ON FEBRUARY 19-21 AND 24 2018, THE RIVER TO SEA TPO PARTICIPATED IN THE NOT SO NOISY BIKE FAIR. TPO STAFF MANNED A BOOTH AT DAYTONA STATE COLLEGE, EMBRY-RIDDLE AERONAUTICAL UNIVERSITY, AND BETHUNE-COOKMAN UNIVERSITY. PROMOTIONAL ITEMS AND SAFETY INFORMATION WERE DISTRIBUTED. ON THE FINAL DAY OF THE WEEK-LONG EVENT, A BICYCLE RIDE AND SAFETY FAIR WAS HELD AT BETHUNE-COOKMAN UNIVERSITY WHERE THE TPO FIT AND DONATED 51 BICYCLE HELMETS.

2018 “TELL THE TPO” SURVEY CAMPAIGN: THE RIVER TO SEA TPO KICKED OFF IT BI-ANNUAL TELL THE TPO SURVEY CAMPAIGN ON APRIL 30, 2018 WHICH RAN THROUGH JUNE 30, 2018. THE GOALS OF THE SURVEY INCLUDED INCREASING AWARENESS AND BRANDING OF THE RIVER TO SEA TPO; BUILDING THE TPO'S DATABASE OF INTERESTED RESIDENTS, BUSINESSES AND VISITORS; BUILDING PARTNERSHIPS WITH OTHER AGENCIES, CIVIC ORGANIZATIONS, AND THE BUSINESS COMMUNITY; ENGAGING THE PUBLIC IN THINKING ABOUT TRANSPORTATION PLANNING ISSUES; OBTAINING INFORMATION ABOUT PUBLIC OPINION ON “HOT BUTTON” TRANSPORTATION ISSUES AND DESIRES RELATED TO MOBILITY OPTIONS; AND COMPARING RESULTS OF THE 2018 SURVEY TO PRIOR YEARS' SURVEYS. A SIGNIFICANT SOCIAL MEDIA CAMPAIGN WAS LAUNCHED RESULTING IN 107 UNIQUE FACEBOOK PAGES/PEOPLE SHARED AND 43 UNIQUE TWEETS ON TWITTER. THE SURVEY WAS MADE AVAILABLE AT ALL THE LOCAL VOLUSIA COUNTY AND FLAGLER COUNTY LIBRARIES AS WELL AS THE PALM COAST COMMUNITY CENTER, STEWART - MARCHMAN CENTER, VOTRAN OFFICE AND TRANSFER PLAZA, VOLUSIA COUNTY TAG & TITLE OFFICE IN DAYTONA BEACH. THE ONLINE VERSION OF THE SURVEY WAS HOUSED ON ITS OWN WEBSITE, WWW.TELLTHETPO.COM. HARD COPIES OF THE SURVEY WERE MADE AVAILABLE UPON REQUEST AND AT THE LOCATIONS LISTED ABOVE. TWO-THOUSAND ONE-HUNDRED AND SEVENTY-SIX RESPONSES WERE RECEIVED. THIS REPRESENTS A 70% INCREASE OVER PREVIOUS YEARS' SURVEYS. MEDIA OUTREACH INCLUDED 13 MEDIA ARTICLES, TWO TELEVISION INTERVIEWS AND TWO RADIO INTERVIEWS, INCLUDING NEWS-13, NEWS DAYTONA BEACH AND VOLUSIA MAGAZINE. MORE THAN 200 HARD COPIES OF THE SURVEY IN ENGLISH AND SPANISH WERE DISTRIBUTED IN THE PIERSON AREA THROUGH THE ROTARY CLUB OF FLAGLER BEACH'S FOOD DISTRIBUTION EVENT. IT IS ESTIMATED THAT 62,200 PEOPLE WERE MADE AWARE OF, OR CAME IN CONTACT WITH, THE RIVER TO SEA TPO AND THE TELL THE TPO SURVEY THROUGH THE NEWS MEDIA (RADIO, TELEVISION AND PRINT), SOCIAL MEDIA OUTLETS, ORGANIZATIONAL WEBSITE LINKS AND EVENTS.

OAK HILL COMMUNITY FESTIVAL: ON MAY 5, 2018, THE TPO STAFF ATTENDED THE OAK HILL COMMUNITY FESTIVAL. FIFTY-SIX BICYCLE HELMETS WERE FITTED AND DONATED AS WELL AS PROMOTIONAL ITEMS GIVEN AWAY. THE 2018 TELL THE TPO SURVEY WAS ALSO DISTRIBUTED.

CAREER DAY: ON MAY 18, 2018 TPO STAFF PRESENTED DURING CAREER DAY AT VOLUSIA PINES ELEMENTARY SCHOOL IN LAKE HELEN. THE TPO STAFF EXPLAINED WHAT THE TPO IS AND ITS FUNCTIONS AS WELL AS CAREERS IN TRANSPORTATION PLANNING.

NATIONAL TRAILS DAY: THE RIVER TO SEA TPO PARTICIPATED IN VOLUSIA COUNTY'S NATIONAL TRAILS DAY ON JUNE 2, 2018 AT DeBARY HALL. APPROXIMATELY 40 BICYCLE HELMETS WERE FITTED AND PROMOTIONAL ITEMS WERE DISTRIBUTED.

May 31 - June 2, 2019
Renaissance Hotel International Plaza
Tampa, Florida

- Laws and
- MPO Boc
- MPO Pro
- Critical F
- Transport

Please note, space is limited for members from each MPO, colleagues and Staff Directorate. A waiting list will be maintained for Board members. A register

Hosted by the Florida Metropolitan Planning Organization (MPOAC) in conjunction with the Center for Urban Transportation Research (CUTR) at the University of South Florida (USF).

11-28-18
TPO Board
handouts
Scanned ✓

**PICK
THE PLACE
and
SAVE THE
DATE**

ent will be reserved for board at Institute. Coordinate with your members will attend each MPOAC is for all other interested MPO at the MPOAC Weekend Institute.



MPOAC
institute

For more information contact Christen Miller at (727) 916-2599, christen@cutr.usf.edu.

MPOAC Weekend Institute for Elected Officials

Ever wonder...

- *Why MPOs were created in the first place?*
- *What all that transportation jargon really means?*
- *What MPOs are supposed to be doing?*
- *How transportation projects get funded?*

We've got the answers.

Florida MPO
Advisory Council

MPOAC
institute

2019 Meeting Schedule of the River to Sea TPO Board and Committees

	River to Sea TPO Board	Executive Committee	Technical Coordinating Committee (TCC)	Citizens Advisory Committee (CAC)	Bicycle/Pedestrian Advisory Committee (BPAC)	Trans. Disadvantaged Local Coordinating Board (TDLCB)
2019	4 th Wed. @9:00 a.m.	1 st Wed. @ 8:30 a.m.	3 rd Tues. @ 3:00 p.m.	3 rd Tues. @ 1:15 p.m.	2 nd Wed. @ 2:00 p.m.	2 nd Wed. every other month @ 11:00 a.m. **
January	January 23, 2019	January 4, 2019	January 15, 2019	January 15, 2019	January 9, 2019	January 9, 2019
February	February 27, 2019	February 6, 2019	February 19, 2019	February 19, 2019	February 13, 2019	
March	March 27, 2019	March 6, 2019	March 19, 2019	March 19, 2019	March 13, 2019	March 13, 2019
April	April 24, 2019	April 3, 2019	April 16, 2019	April 16, 2019	April 10, 2019	
May	May 22, 2019	May 1, 2019	May 14, 2019	May 14, 2019	May 8, 2019	May 8, 2019
June	June 26, 2019	June 5, 2019	June 18, 2019	June 18, 2019	June 12, 2019	
July	July 24, 2019*	July 3, 2019*	July 16, 2019*	July 16, 2019*	July 10, 2019*	July 10, 2019
August	August 28, 2019	August 7, 2019	August 20, 2019	August 20, 2019	August 14, 2019	
September	September 25, 2019	September 4, 2019	September 17, 2019	September 17, 2019	September 11, 2019	September 11, 2019
October	October 23, 2019	October 2, 2019	October 15, 2019	October 15, 2019	October 9, 2019	
November	November 27, 2019	November 6, 2019	November 19, 2019	November 19, 2019	November 13, 2019	November 13, 2019
December	December 25, 2019*	December 4, 2019*	December 17, 2019*	December 17, 2019*	December 11, 2019*	

* These meetings are typically cancelled

** TDLCB Meetings are at Votran



THE RIVER TO SEA TPO
CORDIALLY INVITES YOU TO OUR

ANNUAL HOLIDAY OPEN HOUSE

**Wednesday, November 28, 2018
3:00 – 5:00 p.m.**

**River to Sea TPO Conference Room
2570 W. International Speedway Blvd., Suite 100
Daytona Beach FL 32114**

**Please RSVP to
Pamela Blankenship @ pblankenship@r2ctpo.org
386.226.0422 ext. 20416**

Please help us with our annual charity toy drive and bring an unwrapped, new toy or gift for an infant, child or teen to benefit the Children's Home Society of Volusia and Flagler Counties.



Holiday Drive

You can bring the joy and magic of the holidays to life by donating popular gifts from the list below.

Infant & Toddler Gift Ideas

Activity Gyms
Baby & Toddler Books
Baby Dolls (all ethnicities)
Building Blocks
Clothing & Shoes
Developmental Toys
Diapers & Wipes
Pack n' Plays
Plush Toys
Push & Ride-On Toys
Strollers
Tricycles & Wagons

Youth & Teen Gift Ideas

Arts & Crafts Supplies
Beauty & Hygiene Supplies
Bikes, Scooters & Skateboards
Board Games, Cards, & Puzzles
Books & Journals
Clothing & Shoes
Dolls & Action Figures
Gift Cards (restaurants & retail)
Headphones & Speakers
Jewelry & Watches
Lego Sets
Movie & Theme Park Tickets
Musical Instruments
New or Refurbished Electronics
Remote Control Vehicles/Drones
Sports Equipment
Tablets (i.e: nabi, Amazon Fire)
Video Games

When purchasing gifts...

- * Gifts for teenagers are especially appreciated!
- * Please don't wrap gifts (wrapping paper & gift bag donations are great).
- * To prevent loss, please keep gift card & monetary donations separate.
- * Please include a helmet with bike, scooter and skateboard donations.
 - * If your gift requires batteries, please include them.
- * Please provide gift receipts with clothing & shoe donations in case exchanges are necessary.
 - * **CHS cannot accept the following:**
 - Movies & Music w/ Explicit Content Used Car Seats

Thank you for brightening children's spirits for the holidays!

QUESTIONS?

Give.CHS@chsfl.org



2019 Legislative Positions

Adopted by River to Sea TPO Board 11-28-2018



RIVER TO SEA

Transportation Planning Organization

VISION - PLAN - IMPLEMENT



River to Sea TPO Chairperson:

Lita Handy-Peters, City of DeBary Vice-Mayor



Contact: Lois Bollenback, Executive Director

Telephone: (386) 226-0422

E-mail: LBollenback@r2ctpo.org

Website: www.r2ctpo.org

“On behalf of the River to Sea Transportation Planning Organization, I want to thank you for the work you do for the State of Florida and as a representative of our planning area. As the pace of growth and development continues to increase throughout the state, we recognize the importance of maintaining an efficient and resilient transportation system that supports Florida’s economy and provides safe travel for residents and visitors alike. We look forward to working with you to tackle challenging transportation issues and to provide the support you may need during the 2019 Legislative Session.”

River to Sea TPO Chairperson, Lita Handy-Peters

2019 Legislative Positions

Adopted by River to Sea TPO Board 11-28-2018

- **Preserve the existing MPO structure**
- **Maintain transportation funding & increase funding flexibility**
- **Improve transportation safety by discouraging texting while driving & improving pedestrian safety**

Thank you for considering the legislative positions established by the River to Sea TPO. As these positions were developed, consideration was given to the positions established by organizations throughout the state of Florida including the Florida Association of Counties (FAC), the Florida League of Cities (FLC), Florida Public Transit Association (FPTA) and the Metropolitan Planning Organization Advisory Council (MPOAC). We value our relationship with these organizations and appreciate the support and leadership they provide.

River to Sea TPO Legislative Issues Subcommittee

Transportation Priority -- Preservation of MPOs

The River to Sea TPO opposes legislation that attempts to impose restrictions on Metropolitan Planning Organizations.

Background

Metropolitan Planning Organizations (MPO) play a key role in ensuring local input in transportation decision-making. Core activities of an MPO include communication, collaboration and continuous planning to ensure the provision of a safe and efficient transportation system. The contribution of local knowledge and understanding brought by members of an MPO helps to better address matters of transportation safety, public engagement, economic development, transportation disadvantaged populations, resiliency, and congestion management.

During the last legislative session bills were filed that sought to reduce the number of voting members on MPO Boards, remove the ability to have a weighted vote, and place term limits on board members. These restrictions would have a negative and disruptive impact on the River to Sea TPO Board's current structure and processes and would result in an unnecessary expense to the organization.

MPO Membership - The River to Sea TPO Board currently consists of 19 voting members representing the diverse interests of our planning area which spans two counties and includes 20 municipalities. When the TPO's planning area was expanded in 2013, members of the board took a strong position that supported the inclusion of all local governments that are impacted by the decision-making of the organization. Limiting the voting membership is contrary to that position.

Weighted Voting - Since the River to Sea TPO planning area represents local governments with varying population sizes, the TPO currently utilizes a weighted vote process where votes are allocated to each voting member based on their respective municipality's population. Additionally, a small city alliance, consisting of the smallest municipalities within the planning area, was formed with one vote allocated based on the cumulative population of the small cities. Eliminating the option for a weighted vote would diminish the proportionate voting representation provided by the largest cities while elevating the influence of much smaller governments.

Term Limits - The River to Sea TPO Board members currently serve at the will of the member local governments, thereby providing each local government the discretion of how they are represented on the TPO Board. Imposing term limits specific to the TPO Board undermines this authority of the local government. Additionally, placing term limits on board members will lead to a loss of institutional knowledge, experience, expertise, and continuity that are crucial to effective policy making.

Benefit

The River to Sea TPO functions well within the current rules established for membership. The board operates collaboratively and effectively and maintains a strong relationship with local advocacy groups, chambers of commerce and citizen groups. There would be no gain from legislation that disrupts our current membership or operating practices.

Transportation Priority -- Funding

The River to Sea TPO supports legislation that *preserves transportation funding and provides greater flexibility of funding* to support the safety, efficiency and preservation of the transportation system.

Background

Transportation revenue is collected to support the preservation and development of a safe and efficient transportation system that supports economic development, freight mobility, tourism, bicycle and pedestrian safety, accessibility and public transit among others. Actions that protect these programs include:

- **Consider Funding Options that Stabilize Local and State Transportation Funding**

The Florida Metropolitan Planning Organization Advisory Council (MPOAC) completed a Transportation Revenue Study in 2012. The study found that transportation revenues were not keeping pace with increased costs over time. Subsequent analysis of fuel taxes by the Florida Transportation Commission also found the current structure to be unsustainable. The River to Sea TPO supports efforts to index city/county fuel taxes and to further evaluate options that would provide a more sustainable revenue source for transportation.

- **Increasing and Stabilizing Funding Levels for the Transportation Regional Incentive Program (TRIP)**

TRIP funding promotes regional transportation planning and project development and has been used to fund important infrastructure improvements. The program is funded primarily through Documentary Stamp proceeds and the allocations have varied significantly in recent years from a low of \$11 million in 2016 to approximately \$157 million in 2014. The R2CTPO supports stable and consistent funding through TRIP.

- **Protecting the State Transportation Trust Fund and the Transportation Disadvantaged Trust Fund**

In prior years, revenues generated by transportation-related surcharges have been directed outside the Transportation Trust Fund for other purposes. Overall, such diversions degrade the state's infrastructure and impacts overall competitiveness for federal discretionary funding. Likewise, revenue impacts to the Transportation Disadvantaged Trust Fund diminish transportation services provided to the most vulnerable citizens. The R2CTPO supports the use of transportation funding for transportation purposes.

- **Identify Resources for the Maintenance and Preservation the States SUN Trail System**

During the 2015 legislative session, the Florida Shared-Use Non-motorized Trail (SUN Trail) network was established. The River to Sea TPO supports this program and is currently developing projects that will help to complete the Coast to Coast Trail as well as the St. Johns River to Sea Loop Trail. We recognize, however, that preservation of transportation infrastructure is a key requirement of program and the River to Sea TPO supports efforts to plan for and direct funding to ensure these statewide assets are maintained over time.

Benefit

Efficient transportation systems are necessary to support a strong economy. Inadequate funding to support capital projects as well as operations and maintenance will lead to increased congestion and degradation of vital infrastructure. Increased traffic congestion has negative economic and environmental impacts.

Transportation Priority -- Safety

The River to Sea TPO supports legislation that improves transportation safety.

Background

These items are intended to support safety initiatives in the State of Florida as well as the national emphasis on safety improvements outlined in the Fixing America's Surface Transportation (FAST) Act.

Pedestrian Safety

Florida consistently ranks at or near the top of the nation in pedestrian injuries and fatalities. Increasing safety and reducing these rates will require education, engineering and law enforcement efforts. The River to Sea TPO supports:

- enhanced funding for educational programs that show positive results;
- strengthening of existing pedestrian safety laws; and
- performance driven funding for projects that address unsafe conditions.

The 2016 Dangerous by Design report listed the Deltona-Daytona Beach-Ormond Beach Metropolitan Area as the fifth most dangerous area in the nation. Florida DOT is using the Alert Today, Alive Tomorrow program along with changes in design standards to drive down pedestrian fatalities and injuries throughout the state. Though not in the top 10, Flagler County has also recorded bicycle and pedestrian crashes, which may be addressed through proactive efforts involving evaluation, education, engineering and enforcement.

Texting While Driving

Recent crash analyses completed by the River to Sea TPO shows that crashes resulting from distracted driving occur at a rate almost five (5) times as frequent as other crash types. While further research is needed to determine the role of handheld devices in these crashes,

The 2013 Florida legislature enacted the "Florida Ban on Texting While Driving Law." The law prohibits operation of a moving motor vehicle while manually typing, sending or reading interpersonal communication (texting, e-mailing, instant messaging, etc.) using a wireless communications device, with certain exceptions. The law provides for enforcement of the ban as a secondary offense, meaning a driver would have to be pulled over for some other violation to be ticketed.

The River to Sea TPO supports legislation that would increase the penalty, making it a primary offense. Additionally, the River to Sea TPO supports expanding the law to include all uses of handheld electronic devices while driving. This would strengthen the enforcement mechanism for the texting while driving ban by making it a primary offense to use handheld electronic wireless devices while driving.

Benefit

Transportation safety is critical for residents and for the thousands of visitors who choose to vacation here. Changes in Florida law along with other crash reduction efforts improve quality of life and support economic development.

Additional Positions

The River to Sea TPO also supports legislation that:

- Offers incentives for employers that reduce peak-hour demand by allowing off-peak commuting and telecommuting options to employees.
- Increases MPO/TPO involvement in growth management, mobility planning and visioning activities to promote a stronger linkage between land-use, transportation and economic development.
- Allows Strategic Intermodal System (SIS) funds to be used on roads and other transportation facilities not designated on the SIS if the improvement will relieve congestion on the SIS.
- Allows state funds to be used for improvements to county, or other local service, collector and distributor roads that provide alternative access to controlled access state facilities.
- Increases the percentage of the state transportation capacity program allocated to non-SIS highways and transit programs in order to improve mobility on regional and metropolitan area transportation facilities.
- Requires TPO concurrence for public-private partnership agreements related to the lease or sale of transportation facilities that are publicly owned and operated within metropolitan areas and any subsequent modifications to such agreements.
- Promotes interoperable and multi-modal smartcard technology that is compatible, universal and accessible for use by all other smartcard technology systems.
- Maintains gross vehicle weight limitation and restrictions by not raising the maximum weight limit above 80,000 pounds (exceptions should only be granted when authorized by state and local governments and adequate compensation is paid to mitigate the impact to state and local transportation facilities).
- Provides mandatory funding for driver education programs in high schools.
- Changes the Consultants' Competitive Negotiation Act (CCNA) to allow agencies to introduce a "best-value" option that considers cost as a factor when selecting a firm.

The River to Sea TPO will monitor legislation that:

- Authorizes counties to form a regional transportation finance authority for the purpose of financing, constructing, maintaining and operating transportation projects that are consistent with MPO plans.
- Proposes to establish Tax Increment Financing (TIF) districts associated with expressway or passenger rail corridors for the purposes of financing the debt issued to pay for the project.
- Promotes the continued development and expansion of bus and rail transit as well as efforts to accommodate the growing demand for alternative mobility vehicles (low-speed vehicles, electric vehicles and golf carts).
- Establishes reasonable limits on the amount of business damages awardable in an eminent domain action.
- Encourages continued intergovernmental coordination and support of shoreline stabilization efforts for SR A1A in Flagler County.
- Considers changes to the transportation analysis required for Developments of Regional Impacts (DRI).



NEW SERVICE



**From the shore to the store,
it's Route 44.**

votran.org



**Connect from Flex
or fixed routes!**

Route 44 departs Julia and Sams in New Smyrna Beach
connecting Walmart/Shoppes at Coronado
to the Indian River Plaza.

**To plan your trip, visit
Votran.org or call 386-424-6800.**

Votran

We drive a great bargain



A service of Volusia County Government

Votran
We drive a great bargain

950 Big Tree Road
South Daytona, Florida 32119-8815

Route 44

NEW SERVICE

